

South Dakota State Board of Dentistry

Board Meeting Agenda

10:00 a.m. Central / Friday June 2, 2023

or immediately following the Administrative Rules Public Hearing
Drifters Event Center -- 325 E. Hustan Avenue Ft. Pierre SD 57532

- 1) Call to Order**
- 2) Open Forum:** 5 minutes for the public to address the Board
- 3) Approval of Minutes:** January 13, 2023
- 4) Adoption of Agenda**
- 5) Financial Report**
- 6) Office Update**
- 7) Program Updates**
 - a. SD Dental Hygienists' Association: *Tasha Wendel*
 - b. SD Dental Association, Dental Wellness Program, Oral Health Coalition: *Paul Knecht*
- 8) Executive Session - SDCL 1-25-2(3)**
- 9) Licensing/Applications:**
- 10) Compliance/Legal**
- 11) New Business**
 - a. Advisory Opinions Review
 - b. Course Review: Permit to Monitor, Host Permit, Moderate Sedation Permit, & Other
 - c. Policies & Procedures Review
 - d. Continuing Education Guidelines Review
 - e. Anesthesia Inspection Process Review
 - f. Appointments: Anesthesia Credentials Committee (ACC) Members
 - g. Elections
 - h. Membership and Travel Approval: American Association of Dental Boards (AADB) & American Association of Dental Administrators (AADA)
 - i. Future Projects & Meeting Dates: October 20, 2023; February 9, 2024; and June 14, 2024
- 12) Announcements**
- 13) Adjourn**

SD State Board of Dentistry
Board Meeting
Drifters Event Center- Ft. Pierre, SD
Friday January 13, 2023

President Renemans called the meeting to order at 10:06 am Central.

Board Members Present: Dr. Nick Renemans, Dr. Tara Schaack, Dr. Scott Van Dam, and Molly Fulton.

Board Members Present via Video/Audio Conferencing: Dr. Harold Doerr, Dr. Brian Prouty and Zona Hornstra.

Board Staff Present: Brittany Novotny, and Lisa Harsma

Board Staff Present via Video/Audio Conferencing: Shelly Munson, Nolan Welker and Matthew Templar.

Presenters attending via Video/Audio Conferencing: Dr. Mark Edwards (CRDTS), Richael Cobler (CRDTS), Tasha Wendel (SDDHA)

Others Present: Paul Knecht, Ann Schwartz, Dr. Jason Leet, Nichole Willuweit, Dr. Karli Williams, and Dr. Chelsey Renemans.

Renemans called for public testimony during the open forum. Dr. Jason Leet, Dr. Karli Williams and Paul Knecht gave testimony regarding the draft specialty advertising administrative rules.

Motion to approve the minutes of the October 21, 2022 board meeting by Fulton. Second by Schaack. Motion carried.

Motion to adopt the agenda by Schaack. Second by Fulton. Motion carried.

Motion to approve the financial report by Van Dam. Second by Schaack. Motion carried.

Novotny provided an office update.

Dr. Mark Edwards and Richael Cobler presented an update on the Central Regional Dental Testing Services (CRDTS) exam.

Tasha Wendel presented an update on the South Dakota Dental Hygienists' Association.

Paul Knecht presented an update on the South Dakota Dental Association, the Dental Wellness Program, and the Oral Health Coalition.

Motion to move into Executive Session pursuant to SDCL 1-25-2 (3) consulting with legal counsel and (4) contracts by Fulton. Second by Schaack. Motion carried. The Board went into Executive Session at 11:42 am.

Motion to move out of Executive Session by Doerr. Second by Fulton. Motion carried. The Board moved out of Executive Session at 1:43 pm.

Motion to approve the dentist credential verification applications of William Harold Blauer, Paul Lee Hung and Todd Clark Martin by Van Dam. Second by Fulton. Motion carried.

Motion to approve the dental hygienist credential verification application of Katelyn Joy Friedt, Rhonda Jo Griffith, Karmen Lynn Massey, and Brittany Ann Williams by Hornstra. Second by Van Dam. Motion carried.

Motion to approve the dental hygienist regular applications of Tessa Lee Adams, Kaylee Ann Beaver and Linda J. Hollibaugh by Hornstra. Second by Fulton. Motion carried.

Motion to approve the agreed disposition for case 28.1920 by Schaack. Second by Van Dam. Motion carried.

Motion to approve the Midwest Solutions Inc. proposal for board management services by Van Dam. Second by Schaack. Motion carried.

Motion to approve the FY2024 contracts by Van Dam. Second by Fulton. Motion carried.

Motion to approve the template emeritus status agreement and order and to authorize the Board President to approve this agreement for a qualifying dentist or dental hygienist by Doerr. Second by Van Dam. Motion carried.

The Board and general counsel reviewed the draft administrative rules and stakeholder feedback that was received.

Motion to remove lines 10-11 on page 3 regarding “emphasis” by Schaack. Second by Van Dam. Motion carried.

Motion to update the supervision level for the administration of nitrous oxide (p. 13, line 8) and local anesthesia (p. 14, line 21) from direct supervision to indirect supervision by Schaack. Second by Hornstra. Motion carried.

Motion to initiate the rule promulgation process by Doerr. Second by Schaack. Motion carried.

Motion to approve the South Dakota Dental Association (SDDA) 2023 speaker honorarium application for \$7,500 for Dr. Timothy Donley to present “Periodontal Debridement: How to get Predictable Results and Work Smarter” and “Choreographing the Perfect Maintenance Visit” by Van Dam. Second by Schaack. Motion carried.

The Board announced the following meeting dates: June 2, 2023, October 20, 2023, February 9, 2024 and June 14, 2024.

The Board noted that this was Molly Fulton's last meeting and thanked her for her time, insight, and participation throughout her years of service on the Board. Fulton thanked the Board for a positive experience and commended the Board for its inclusion of diverse perspectives as it addresses important issues and stakeholders for their ongoing and professional engagement on these issues.

Motion to adjourn by Fulton. Second by Schaack. Motion carried. The meeting was adjourned at 2:24 pm.

Zona Hornstra, Secretary

Remaining Authority by Object/Subobject

Expenditures current through 04/29/2023 02:20:32 PM

HEALTH -- Summary

FY 2023 Version -- AS -- Budgeted and Informational

FY Remaining: 17.3 %

09202	Board of Dentistry - Info						PCT
Subobject		Operating	Expenditures	Encumbrances	Commitments	Remaining	AVL
EMPLOYEE SALARIES							
5101030	Board & Comm Mbrs Fees	10,086	660	0	0	9,426	93.5
Subtotal		10,086	660	0	0	9,426	93.5
EMPLOYEE BENEFITS							
5102010	Oasi-employer's Share	931	50	0	0	881	94.6
Subtotal		931	50	0	0	881	94.6
51 Personal Services							
Subtotal		11,017	710	0	0	10,307	93.6
TRAVEL							
5203030	Auto-priv (in-st.) H/rte	1,500	284	0	0	1,216	81.1
5203070	Air-charter-in State	22,000	16,183	0	0	5,817	26.4
5203100	Lodging/in-state	1,266	94	0	0	1,172	92.6
5203130	Non-employ. Travel-in St.	2,500	0	0	0	2,500	100.0
5203140	Meals/taxable/in-state	305	0	0	0	305	100.0
5203150	Non-taxable Meals/in-st	200	26	0	0	174	87.0
5203260	Air-comm-out-of-state	1,000	0	0	0	1,000	100.0
5203330	Non-employ Travel-out-st.	3,000	0	0	0	3,000	100.0
Subtotal		31,771	16,587	0	0	15,184	47.8
CONTRACTUAL SERVICES							
5204010	Subscriptions	300	0	0	0	300	100.0
5204020	Dues & Membership Fees	5,000	0	0	0	5,000	100.0
5204050	Computer Consultant	34,400	23,765	11,235	0	-600	0.0
5204060	Ed & Training Consultant	3,307	0	0	0	3,307	100.0
5204080	Legal Consultant	28,616	10,504	0	0	18,112	63.3
5204090	Management Consultant	276,040	230,760	45,485	0	-205	0.0
5204100	Medical Consultant	40,000	13,203	261,797	0	-235,000	0.0
5204130	Other Consulting	7,000	14,211	92,403	0	-99,614	0.0
5204160	Workshop Registration Fee	2,000	1,120	0	0	880	44.0
5204181	Computer Services-state	316	0	0	0	316	100.0
5204190	Computer Services-private	500	748	0	0	-248	0.0
5204200	Central Services	3,323	3,011	0	0	312	9.4
5204203	Central Services	203	0	0	0	203	100.0
5204204	Central Services	1,211	906	0	0	305	25.2
5204207	Central Services	1,016	333	0	0	683	67.2
5204360	Advertising-newspaper	400	0	0	0	400	100.0

Remaining Authority by Object/Subobject

Expenditures current through 04/29/2023 02:20:32 PM

HEALTH -- Summary

FY 2023 Version -- AS -- Budgeted and Informational

FY Remaining: 17.3 %

09202 Board of Dentistry - Info							PCT
Subobject		Operating	Expenditures	Encumbrances	Commitments	Remaining	AVL
5204480	Microfilm & Photography	500	0	0	0	500	100.0
5204510	Rents-other	725	1,641	0	0	-916	0.0
5204530	Telecommunications Svcs	4,000	0	0	0	4,000	100.0
5204550	Garbage & Sewer	0	66	0	0	-66	0.0
5204590	Ins Premiums & Surety Bds	1,500	1,393	0	0	107	7.1
5204960	Other Contractual Service	12,000	300	0	0	11,700	97.5
Subtotal		422,357	301,961	410,920	0	-290,524	0.0
SUPPLIES & MATERIALS							
5205020	Office Supplies	1,100	881	0	0	219	19.9
5205310	Printing-state	1,000	0	0	0	1,000	100.0
5205320	Printing-commercial	1,600	0	0	0	1,600	100.0
5205330	Supp. Public & Ref Mat	0	48	0	0	-48	0.0
5205350	Postage	4,500	2,533	0	0	1,967	43.7
5205390	Food Stuffs	500	484	0	0	16	3.2
Subtotal		8,700	3,946	0	0	4,754	54.6
GRANTS AND SUBSIDIES							
5206070	Grants To Non-profit Org	7,500	0	0	0	7,500	100.0
Subtotal		7,500	0	0	0	7,500	100.0
OTHER							
5208010	Other	500	0	0	0	500	100.0
Subtotal		500	0	0	0	500	100.0
52 Operating Subtotal		470,828	322,494	410,920	0	-262,586	0.0
Total							
Total		481,845	323,204	410,920	0	-252,279	0.0

BA0225R5 04/29/2023

STATE OF SOUTH DAKOTA
REVENUE SUMMARY BY BUDGET UNIT
FOR PERIOD ENDING: 04/30/2023

PAGE

52

AGENCY 09 HEALTH
BUDGET UNIT 09202 BOARD OF DENTISTRY - INFO

CENTER	COMP	ACCOUNT	DESCRIPTION	CURRENT MONTH	YEAR-TO-DATE
COMPANY NO	6503				
COMPANY NAME	PROFESSIONAL & LICENSING BOARDS				
092020061807	6503	4293005	DENTIST CREDENTIAL	1,500.00	6,500.00
092020061807	6503	4293015	HYGIENIST CREDENTIAL	200.00	2,800.00
092020061807	6503	4293105	DENTIST NEW LICENSE	300.00	1,350.00
092020061807	6503	4293115	DENTIST JP EXAM	1,125.00	5,175.00
092020061807	6503	4293135	DENTIST NITROUS OXIDE	.00	480.00
092020061807	6503	4293137	DENTIST NITROUS RENEW	.00	80.00
092020061807	6503	4293140	DENTIST MODERATE SEDATION	.00	100.00
092020061807	6503	4293147	DENTIST MOD SED AD RENEW	.00	100.00
092020061807	6503	4293150	DENTIST GA/DEEP SEDATION	50.00	50.00
092020061807	6503	4293152	DENTIST GA/DEEP SED RENEW	.00	50.00
092020061807	6503	4293160	DENTIST HOST PERMIT LIC	.00	100.00
092020061807	6503	4293205	HYGIENIST NEW LICENSE	1,800.00	2,700.00
092020061807	6503	4293215	HYGIENIST JP EXAM	2,185.00	4,945.00
092020061807	6503	4293222	HYGIENIST ANESTHESIA	760.00	1,520.00
092020061807	6503	4293235	HYGIENIST NITROUS OXIDE	720.00	1,160.00
092020061807	6503	4293305	RADIOLOGY NEW	200.00	5,560.00
092020061807	6503	4293307	RADIOLOGY RENEWAL	.00	20.00
092020061807	6503	4293315	RADIOLOGY REINSTATE	.00	200.00
092020061807	6503	4293405	ADA EXPANDED FUNCTION NEW	400.00	3,680.00
092020061807	6503	4293420	ADA EXPAND FUNC ADMIN NIT	120.00	1,800.00
092020061807	6503	4293505	CORPORATE NEW LICENSE	.00	1,000.00
092020061807	6503	4293600	TEMP LICENSE	350.00	2,800.00
092020061807	6503	4293850	COLLABORATIVE SUPERVISION	.00	60.00
ACCT:	4293	BUSINESS & OCCUP LICENSING (NON-GOVERNMENTAL)		9,710.00	42,230.00 *

BA0225R5 04/29/2023

STATE OF SOUTH DAKOTA
REVENUE SUMMARY BY BUDGET UNIT
FOR PERIOD ENDING: 04/30/2023

PAGE

53

AGENCY 09 HEALTH
BUDGET UNIT 09202 BOARD OF DENTISTRY - INFO

CENTER	COMP	ACCOUNT	DESCRIPTION	CURRENT MONTH	YEAR-TO-DATE	
ACCT: 42		LICENSES, PERMITS & FEES		9,710.00	42,230.00	**
092020061807	6503	4595000	VERIFICATION LETTERS	100.00	950.00	
092020061807	6503	4595800	LIST OF PRACTITIONERS	750.00	7,200.00	
ACCT: 4595				850.00	8,150.00	*
ACCT: 45		CHARGES FOR SALES & SERVICES		850.00	8,150.00	**
092020061807	6503	4920045	NONOPERATING REVENUES	.00	4,426.50	
ACCT: 4920		NONOPERATING REVENUE		.00	4,426.50	*
ACCT: 49		OTHER REVENUE		.00	4,426.50	**
CNTR: 092020061807				10,560.00	54,806.50	***
CNTR: 092020061				10,560.00	54,806.50	****
CNTR: 0920200				10,560.00	54,806.50	*****
COMP: 6503				10,560.00	54,806.50	*****
B UNIT: 09202				10,560.00	54,806.50	*****

BA1409R1

STATE OF SOUTH DAKOTA
CASH CENTER BALANCES
AS OF: 04/30/2023

PAGE 140

AGENCY: 09 HEALTH
BUDGET UNIT: 09202 BOARD OF DENTISTRY - INFO

COMPANY	CENTER	ACCOUNT	BALANCE	DR/CR	CENTER DESCRIPTION
6503	092000061807	1140000	328,119.38	DR	BOARD OF DENTISTRY
COMPANY/SOURCE TOTAL 6503 618			328,119.38	DR *	
COMP/BUDG UNIT TOTAL 6503 09202			328,119.38	DR **	
BUDGET UNIT TOTAL 09202			328,119.38	DR ***	

Report

Be Well Program -Year Two

In the first 10 months of year two of the program (June 1, 2022 through March 31, 2023), 24 individuals from the dental profession in South Dakota received counseling with Mary Wolf. Date on counseling sessions are below:

Role: 9 Dentists
2 Office Managers
13 Team Members

Districts: 11 Black Hills
1 Northern
5 Southeastern
7 Southern

Session Completion:

Two Year 1 clients continued into year two: One did one session and one did two sessions

3 Sessions: 10

2 Sessions: 2 (Clients often want to hang on to the third session in case they need it later)

1 session: 1 (Attended other sessions with family members but only one on her/his own)

Currently In Progress: 7

Evaluations:

Eight individuals who received three counseling sessions has completed an evaluation. The overall rating was 4.9 out of 5. Below are the comments from those who completed the evaluation:

Mary was amazing, she helped me find a new beginning of myself.

My overall experience was amazing. Mary Wolf was very welcoming and a great woman to work with!

Mary was great in helping me navigate a stressful situation

Thank you

What a great experience... the Be Well program was a wonderful asset to have available when I needed some guidance. The experience was top notch and it made a huge difference in my life and perspective.

The coaching was so helpful and I truly feel I have been given the tools to move forward in a positive manner. It brought me peace, joy, and hope to grow. This program is amazing and is a huge benefit to members.

Mary was one of the kindness most caring people I have met. She helped me find home in what I thought was a extremely hopeless situation.

This is a great program and all offices need to be aware of its services

Additional Activities:

- A wellbeing article was included in each quarterly SDDA newsletter.
- A workshop was presented during the SDDA Annual Session.
- Two wellbeing webinars were offered in August and October, respectively: 1) *Managing in the 'Marvelous' Middle: Maximizing your Influence and Energy*; and 2) *How to Support a Coworker who is Struggling*. These were attended by 30+ individuals.
- "Wellbeing" Wednesday posts were provided weekly on Facebook.
- Two workshops are scheduled for the SDDA Annual Session: 1) *Employee Retention: Building a Culture of Wellbeing*; and 2) *QPR Suicide Prevention Training*.

Recommendation – Repeal and refer to regulations and scope of practice decision making framework.

Community education provided by Dental Hygienists and Registered Dental Assistants – Advisory Opinion.

Pursuant to SDCL § 36-6A-1, dental hygienists and registered dental assistants, pursuant to their scope and course of practice, may provide educational services. Dental hygienists and registered dental assistants may also provide education to the general public while they are not operating under their respective license or registration.

It is the opinion of the Board that dental hygienists and registered dental assistants may speak to their training and experience while providing education to the general public when they are not operating under their respective license or registration if they provide a disclaimer that they are not operating under their scope of practice as a dental hygienist or registered dental assistant.

Dental hygienists and registered dental assistants providing general education while they are not operating under their respective license or registration is not independent practice.

This advisory opinion was rendered by the Board upon submission of a written request. Although advisory opinions are not judicially reviewable and do not have the force and effect of law, they do serve as a guideline for dental hygienists who wish to engage in safe dental practices. This advisory opinion was adopted at the regular meeting of the South Dakota Board of Dentistry on January 11, 2019.

Recommendation – Repeal and refer to regulations and scope of practice decision making framework.

Whether it is within the scope of practice of dental hygienists to provide teeth brushing, flossing, interproximal plaque control or the use of disclosing solution along with education to persons in nursing homes, private homes, hospitals, clinics or schools – Advisory Opinion

It is the opinion of the Board of Dentistry (“Board”) that if a dental hygienist is holding himself/herself out as a hygienist in performing any diagnostic, therapeutic, preventative, or related educational services as outlined above, they are authorized to do so only under a collaborative agreement with a dentist pursuant to SDCL §§ 36-6A-40 and 36-6A-40.1. To provide dental services above without the appropriate oversight as required by the statute would be a violation of the Dental Practice Act.

It is the opinion of the Board that if any person, including a dental hygienist or former hygienist, is holding himself/herself out as a volunteer and/or layperson, it is permissible for them to provide the above outlined activities. If, in the capacity as a volunteer or layperson, the individual holds himself/herself out as practicing as a dental hygienist or purports to be a dental hygienist while providing such activities, they would be considered to be engaging in the unauthorized practice of a dental hygienist pursuant to SDCL § 36-6A-28 and could be subject to discipline by the Board or guilty of a class 1 misdemeanor as applicable.

This advisory opinion was rendered by the Board upon submission of a written request. Although advisory opinions are not judicially reviewable and do not have the force and effect of law, they do serve as a guideline for dental hygienists who wish to engage in safe dental hygiene practices. This advisory opinion was adopted at the meeting of the South Dakota Board of Dentistry on January 15, 2016.



South Dakota State Board of Dentistry

P.O. Box 1079, 1351 N. Harrison Ave. Pierre, SD 57501-1079

Ph: 605-224-1282

Fax: 1-888-425-3032

E-mail: contactus@sdboardofdentistry.com

www.sdboardofdentistry.org

BOARD APPROVED COURSES POLICY:

It is the policy of the Board to use the Board Approved Courses Policy as guidance when determining whether to issue a license, registration or permit.

DENTISTS

Administer Nitrous Oxide: 20:43:09:05

1. Nitrous Oxide Courses taken through American Dental Association Commission on Dental Accreditation (ADA CODA) accredited dental, dental hygiene or dental assisting schools.

General Anesthesia and Deep Sedation Permit: 20:43:09:03

1. General Anesthesia and Deep Sedation Program: 20:43:09:03 – Programs are set forth in rule. These are not Board approved.
2. ACLS: 20:43:09:03(3) –
 - a. American Heart Association Advanced Cardiac Life Support (ACLS)
 - b. American Heart Association Pediatric Advanced Life Support (PALS)

Moderate Sedation Permit: 20:43:09:04

1. Moderate Sedation Courses
 - i. Intravenous Conscious Sedation Course
 - Location: Augusta, GA
 - Sponsor: Augusta University Dental College of Georgia
 - Hours: At least 60. Patients: At least 20
 - ii. Modular Series in Moderate Sedation Intravenous Moderate Sedation (previously titled Intravenous Moderate Sedation)
 - Location: Dayton, OH.
 - Sponsor: Miami Valley Hospital
 - Hours: At least 60. Patients: At least 20
 - iii. Parenteral Moderate Sedation
 - Location: Portland, OR.
 - Sponsor: Oregon Academy of General Dentistry
 - Hours: At least 60. Patients: At least 20
 - iv. IV Sedation Training for Dentists
 - Location: Various Locations in the United States.
 - Sponsor: Conscious Sedation Consulting
 - Hours: At least 60. Patients: At least 20
 - v. ADA CODA accredited General Practice, Periodontal or Pediatric Residency that meets the regulatory requirements.
 - Location: Various.
 - Hours: At least 60. Patients: At least 20.
 - vi. IV Sedation Certification at Idaho State University and Meharry Medical College

- Location: Idaho State University and Dental School Satellite Campus
 - Sponsor: Idaho State University and DOCS Education
 - Hours: At least 60. Patients: At least 20
 - vii. Moderate Sedation Certification Course
 - Location: Varies
 - Sponsor: Dentinomics
 - Hours: At least 60. Patients: At least 20
 - ix. Puerto Rico AAID MaxiCourse Program and Clinical Residency in Implant Dentistry
 - Location: Puerto Rico
 - Sponsor: Advanced Dental Implant Institute
 - Hours: At least 60. Patients: At least 20
 - x. Clinical Intravenous Sedation
 - Location: Los Angeles, CA.
 - Sponsor: The Herman Ostrow School of Dentistry of USC
 - Hours: At least 60. Patients: At least 20
 - *This course is currently not offered, with no anticipated start date.*
2. ACLS: 20:43:09:04(3)
- a. American Heart Association Advanced Cardiac Life Support (ACLS)
 - b. American Heart Association Pediatric Advanced Life Support (PALS)

Host Permit: 20:43:09:04.04

1. Host Permit Courses
- i. Safe Sedation Training (SST)
 - Sponsor: American Society of Anesthesiologists (ASA)
 - Nine modules must be completed
 - Course Introduction
 - Continuum of Sedation
 - Pre-Procedure Patient Evaluation and Preparation
 - Rescue
 - Respiratory Complications
 - Patient Safety Monitoring
 - Airway Assessment and Management
 - Sedation Pharmacology
 - Recovery.
 - ii. On Demand Assistant Course
 - Sponsor: American Dental Society of Anesthesiology (ADSA)
 - a. Pharmacology of Common Sedation Medications (0.5 hours)
 - b. Pharmacology of Emergency Drugs (0.5 hours)
 - c. Airway Management (1 hour)
 - d. Role of Assistants in Emergency (1 hour)
 - e. Recognizing and Treating Emergencies in Anesthesia (2 hours)
 - f. Monitoring for the Anesthesia Assistant (1 hour)
 - g. Airway Assessment and Preoperative Evaluations (1 hour)
2. ACLS: 20:43:09:04.04(4)
- American Heart Association Advanced Cardiac Life Support (ACLS)
 - American Heart Association Pediatric Advanced Life Support (PALS)

Cardiopulmonary Resuscitation (CPR)

CPR courses must be intended for a Healthcare Provider, meet the required knowledge and objectives outlined in the American Heart Association guidelines for BLS or American Heart Association Guidelines for CPR and ECC, and include a hands-on skills assessment.

Regional Examination Equivalency

1. California State Board Dental Exam – 1973 - 1994
2. Washington State Board Dental Exam – 1986 and 1987
3. Arizona State Board Dental Exam – 1972
4. Florida State Board Dental Exam – 1986
5. Nevada State Board Dental Exam - 1997

DENTAL HYGIENISTS (DH):**DH Administer Nitrous Oxide: 20:43:09:06**

1. Nitrous Oxide Courses taken through ADA CODA accredited dental, dental hygiene or dental assisting schools.

DH Administer Local Anesthesia: 20:43:09:06.01

1. Local Anesthesia Courses taken through ADA CODA accredited dental or dental hygiene schools.

Cardiopulmonary Resuscitation (CPR)

CPR courses must be intended for a Healthcare Provider, meet the required knowledge and objectives outlined in the American Heart Association guidelines for BLS or American Heart Association Guidelines for CPR and ECC, and include a hands-on skills assessment.

Regional Examination Equivalency

1. California Dental Hygiene State Board Exam—1988

REGISTERED DENTAL ASSISTANTS (RDA)**RDA: 20:43:08:03**

1. ADA CODA accredited dental assisting programs.
2. Southeast Technical College (STC) dental assistant program (Approved until CODA accreditation is completed.) *Approved beginning October 21, 2022.*
3. DANB Certified Dental Assistant (CDA) Certification (three components: Radiation Health and Safety, Infection Control and General Chairsides Assisting)
4. Lake Area Technical Institute (LATI) expanded functions dental assistant continuing education course.

RDA Administer Nitrous Oxide: 20:43:09:06

1. Nitrous Oxide courses taken through ADA CODA accredited dental, dental hygiene and dental assisting schools.

Cardiopulmonary Resuscitation (CPR)

CPR courses must be intended for a Healthcare Provider, meet the required knowledge and objectives outlined in the American Heart Association guidelines for BLS or American Heart Association Guidelines for CPR and ECC, and include a hands-on skills assessment.

RADIOGRAPHERS

Radiographer: 20:43:07:07

1. 16 hour Radiography courses taken through ADA CODA accredited dental, dental hygiene or dental assisting programs.
 2. 16 hour Radiography courses taken through Southeast Technical College (STC) with a completion date after October 12, 2018.
 3. Radiography component of Dental Assisting National Board (DANB).
-

PERMIT TO MONITOR PATIENTS UNDER ANESTHESIA – DH, RDA & DA

DH, RDA and DA Monitoring Moderate and Deep/General: 20:43:09:10

1. Dental Anesthesia Assistant National Certification Examination (DAANCE)
 - Sponsor: American Association of Oral and Maxillofacial Surgeons (AAOMS)
 - Hours: 36
2. Anesthesia Assistants Review Course (AARC)
 - Sponsor: American Association of Oral and Maxillofacial Surgeons (AAOMS)
 - Hours: 12
3. Assistant Sedation/Anesthesia Course
 - Sponsor: American Dental Society of Anesthesiology (ADSA)
 - Hours: 12
4. Assistant Sedation/Anesthesia Course – On Demand CE Course (Online)
 - Sponsor: American Dental Society of Anesthesiology (ADSA)
 - Hours: 12. Twelve individual one hour assistant courses must be completed. All twelve certificates must be submitted with the application. If ADSA offers more than 12 courses, you can choose the 12 you would like to complete.
5. Conscious Sedation Consulting Online Sedation Course.
 - Sponsor: Conscious Sedation Consulting
 - Hours: 8. Eight individual one hour courses must be completed: A Culture of Safety; Patient Assessment; Sedation; Pain; Patient Monitoring; Adverse Events – Airway & Respiratory; Adverse Events – Cardiac & Neurological; and Recovery and Discharge. All eight certificates must be submitted with the application.
6. Sedation and Anesthesia in the Dental Practice
 - Sponsor: South Dakota Dental Association
 - Hours: 8
7. Intravenous Conscious Sedation Course, GRU, College of Dental Medicine
 - Sponsor: Augusta University Dental College of Georgia
 - Hours: 40
8. Assisting on the Sedated Patient – A Certification Course for Assistants
 - Sponsor: Dentinomics

- Hours: 8

9. Monitoring of Sedation/General Anesthesia Patients for Dental Procedures and intravenous insertion

- Sponsor: Saint Louis University Center for Advanced Dental Education
- Hours: 24

Cardiopulmonary Resuscitation (CPR)

CPR courses must be intended for a Healthcare Provider, meet the required knowledge and objectives outlined in the American Heart Association guidelines for BLS or American Heart Association Guidelines for CPR and ECC, and include a hands-on skills assessment.



South Dakota State Board of Dentistry

P.O. Box 1079, 1351 N. Harrison Ave. Pierre, SD 57501-1079

Ph: 605-224-1282

Fax: 1-888-425-3032

E-mail: contactus@sdboardofdentistry.com

www.sdboardofdentistry.org

HOST PERMIT COURSES

1. [Safe Sedation Training \(SST\)](#)

- Sponsor: American Society of Anesthesiologists (ASA)
- Nine modules must be completed
 - Course Introduction
 - Continuum of Sedation
 - Pre-Procedure Patient Evaluation and Preparation
 - Rescue
 - Respiratory Complications
 - Patient Safety Monitoring
 - Airway Assessment and Management
 - Sedation Pharmacology
 - Recovery.

2. [On Demand Assistant Course](#)

- Sponsor: American Dental Society of Anesthesiology (ADSA)

The ADSA records new versions of the courses each year. They typically have very similar content but slightly different names and course lengths. For this reason they do not supply course information or attest to the information covered in the course.
- a. 2022 Course Approval was for the following six courses:
 - i. Anesthetic Drugs (1 hour)
 - ii. Common Airway Complications (1 hour)
 - iii. Identifying Roles in an Anesthetic Emergency (1 hour)
 - iv. Emergencies Scenarios: An Interactive Experience (1.5 hours)
 - v. Intraoperative + Postoperative Patient assessment (1.5 hours)
 - vi. Preoperative Assessment (1.5 hours)
- b. 2023 Proposed courses
 - i. Pharmacology of Common Sedation Medications (0.5 hours)- *similar to Anesthetic Drugs*
 - ii. Pharmacology of Emergency Drugs (0.5 hours)- *similar to Anesthetic Drugs*
 - iii. Airway Management (1 hour)- *similar to Common Airway Complications*
 - iv. Role of Assistants in Emergency (1 hour)- *similar to Identifying Roles in an Anesthetic Emergency*
 - v. Recognizing and Treating Emergencies in Anesthesia (2 hours)- *similar to Emergency Scenarios: An Interactive Experience*
 - vi. Monitoring for the Anesthesia Assistant (1 hour)- *similar to Intraoperative + Postoperative Patient Assessment*
 - vii. Airway Assessment and Preoperative Evaluations(1 hour)- *similar to Preoperative Assessment*

2023- SST- Safe Sedation Training Course Curriculum

Our content is consistent with the published sedation practice guidelines of professional medical societies. Our experts review and update the content annually.

Continuum of Sedation

An introduction to the Safe Sedation Training program, recognizing the four states of sedation, the foundation of moderate sedation and its goals, uses, and limitations

Pre-procedure Evaluation and Preparation

Patient education and consent, pre-procedure patient evaluation, performing physical assessments, and sedation equipment preparation

Rescue

Sedation states that require rescue, assessing the need for rescue, differentiate rescue from resuscitation

Respiratory Complications

Correcting adverse physiologic consequences of deeper-than-intended level of sedation

Patient Safety Monitoring

Become an effective safety advocate for your sedated patient

Airway Assessment and Management

Assessing airways, identifying difficult airways in patients, using bag and mask ventilation and airway adjuncts

Sedation Pharmacology

Pharmacologic models and simulation, dose titration, drug interactions

Recovery

Patient handoff process, monitoring during recovery, and safe discharge practices



South Dakota State Board of Dentistry

P.O. Box 1079, 1351 N. Harrison Ave. Pierre, SD 57501-1079
Ph: 605-224-1282 Fax: 1-888-425-3032

E-mail: contactus@sdboardofdentistry.com

www.sdboardofdentistry.org

Moderate Sedation Permit Courses

1. Moderate Sedation Courses

- i. Intravenous Conscious Sedation Course
 - Location: Augusta, GA
 - Sponsor: Augusta University Dental College of Georgia
 - Hours: At least 60. Patients: At least 20
- ii. Modular Series in Moderate Sedation Intravenous Moderate Sedation (previously titled Intravenous Moderate Sedation)
 - Location: Dayton, OH.
 - Sponsor: Miami Valley Hospital
 - Hours: At least 60. Patients: At least 20
- iii. Parenteral Moderate Sedation
 - Location: Portland, OR.
 - Sponsor: Oregon Academy of General Dentistry
 - Hours: At least 60. Patients: At least 20
- iv. IV Sedation Training for Dentists
 - Location: Various Locations in the United States.
 - Sponsor: Conscious Sedation Consulting
 - Hours: At least 60. Patients: At least 20
- v. ADA CODA accredited General Practice, Periodontal or Pediatric Residency that meets the regulatory requirements
 - Location: Various.
 - Hours: At least 60. Patients: At least 20.
- vi. IV Sedation Certification at Idaho State University and Meharry Medical College
 - Location: Idaho State University and Dental School Satellite Campus
 - Sponsor: Idaho State University and DOCS Education
 - Hours: At least 60. Patients: At least 20
- vii. Moderate Sedation Certification Course
 - Location: Varies
 - Sponsor: Dentinomics
 - Hours: At least 60. Patients: At least 20
- ix. Puerto Rico AAID MaxiCourse Program and Clinical Residency in Implant Dentistry
 - Location: Puerto Rico
 - Sponsor: Advanced Dental Implant Institute
 - Hours: At least 60. Patients: At least 20
- x. **Clinical Intravenous Sedation**
 - **Location: Los Angeles, CA.**
 - **Sponsor: The Herman Ostrow School of Dentistry of USC**
 - **Hours: At least 60. Patients: At least 20**
 - *This course is currently not offered, with no anticipated start date.*

2. ACLS: 20:43:09:04(3)

- a. American Heart Association Advanced Cardiac Life Support (ACLS)
- b. American Heart Association Pediatric Advanced Life Support (PALS)

Moderate Sedation Course Information Packet

The following information on each Moderate Sedation course has been provided by the course Sponsor.

Moderate Sedation Course Information Packet

The following information on each Moderate Sedation course has been provided by the course Sponsor.

[illegible]



South Dakota State Board of Dentistry

P.O. Box 1079, 1351 N. Harrison Ave. Pierre, SD 57501-1079

Ph: 605-224-1282

Fax: 1-888-425-3032

E-mail: contactus@sdboardofdentistry.com

www.sdboardofdentistry.org

Moderate Sedation Course Review

Please submit this form with a course syllabus and instructor CV to contactus@sdboardofdentistry.com by March 17.

The Board will review moderate sedation courses annually and may only approve courses that have submitted documentation necessary to verify that the course requirements outlined in ARSD 20:43:09:04.03 have been met.

If a completed form is not returned by the date above, your course cannot be approved.

Course Title: Intravenous Conscious Sedation Course

Course Sponsor: Dental College of Georgia at Augusta University

Name of person submitting information: Lynn Thigpen, Dept of Oral & Maxillofacial Surgery, GC-1042

Email address: lbthigpen@augusta.edu

Phone: 706-721-1447

Title: DCG CE Coordinator

Date: 03/13/2023

Course Director:

Name: Dr. Henry "Butch" Ferguson

License Number and State: DN012107/GA

Email: HEFerguson@augusta.edu

Phone: 706-721-5465

Name of the facility where the course is presented: Dental College of Georgia at Augusta University

Location: 1430 John Wesley Gilbert Drive, Augusta, GA 30912

Course is presented at a: ☐ Dental Office ☒ Dental School ☐ Surgical Center

☐ Hospital

Other: _____

Is the Course Sponsor AGD PACE or ADA CERP approved? ☒ Yes ☐ No

AGD PACE Provider Number: 06/30/2026

ADA CERP Provider Number: 06/30/2026

Has this course changed since the last time it was evaluated by the Board (annual evaluation)? ☐ Yes ☒ No

If yes, please summarize the changes below:

A course must meet the requirements set forth in ARSD 20:43:09:04.03.

Please verify by checking each statement below:

YES NO

The course satisfies all objectives and content as described in Part 5 of the Guidelines for Teaching Pain Control and Sedation to Dentists and Dental Students (2016 Edition).



The course includes a minimum of 60 clock hours of coursework that is provided through didactic instruction.



The course includes the administration of moderate parenteral sedation via the intravenous route to at least 20 individually managed live patients by each course participant, and for each of these individually managed patients the course participant is listed on the anesthesia record, administers the drugs, and documents the administration and physiologic findings on the anesthesia record.




The course includes clinical experience in the management of the compromised airway and establishment of intravenous access.



The course has a clinical participant-faculty ratio of not more than four-to-one.




The course provides additional clinical experience if the course participant has not achieved competency within the time allotted for the course.



The course includes a mechanism for the course participant to evaluate the performance of individuals presenting the course material, a summary of which is maintained and available for review.



The course director holds a current permit or license to administer general anesthesia and deep sedation or moderate sedation in at least one state.



The course director has at least three years of experience administering general anesthesia and deep sedation or moderate sedation, including formal postdoctoral residency training in anxiety and pain control.



The course director certifies the competency of a course participant in each moderate sedation technique, including instruction, clinical experience, managing the airway, intravascular or intraosseous access, and reversal drugs, before the course participant is issued documentation verifying successful completion of the course.



The course director has not been subject to any disciplinary action by a licensing board. *If yes, please attach a detailed explanation.*



A course director may be required to participate in an interview as part of the course review before the board approves the course.

I certify that all the information contained in this form and in any attachments or additional documents submitted herewith are true and correct.

Signature:

Lynn B. Thigpen

Date:

3/13/2023

Printed Name:

Lynn B. Thigpen



The Dental College of Georgia at Augusta University

is an ADA CER-P Recognized Provider.

The provider has been reviewed by the Commission for Continuing Education Provider Recognition and has been awarded a Approved for 4-year term as an ADA CER-P Recognized Provider of continuing dental education.

5/1/22 - 6/30/26

John D. Ball, DDS, FACP
2021-2022 Chair
Commission for Continuing Education Provider Recognition



American Dental Association
211 East Chicago Avenue
Chicago, IL 60660
ADA.org/CCEPR



STATE OF GEORGIA
Georgia Board of Dentistry
Dentist

LICENSE NO. DN012107 Status: Active

Henry W Ferguson
AU DENTAL ASSOCIATES
1430 JOHN WESLEY GILBERT DRIVE, GC 1056
AUGUSTA GA 30912

Expires: 12/31/2023

Issued: 09/01/1999

Real-time license verification is available at gadch.mylicense.com/verification

Above is your wall certificate license to practice as a **Dentist** in the State of Georgia. A pocket-sized license card is below.

Please make note of the expiration date on your license. It is your responsibility to renew your license before it expires.

Please notify the Board if you have a change of address.



STATE OF GEORGIA
Georgia Board of Dentistry
Dentist

LICENSE NO. DN012107 Status: Active

Henry W Ferguson
AU DENTAL ASSOCIATES
1430 JOHN WESLEY GILBERT DRIVE, GC 1056
AUGUSTA GA 30912

Expires: 12/31/2023

Issued: 09/01/1999

Real-time license verification is available at gadch.mylicense.com/verification

Intravenous Conscious Sedation Course 2023

January – December 2023

Augusta University
Dental College of Georgia Department
of Oral and Maxillofacial Surgery

Classroom Session All Students

COURSE INFORMATION FOR IV SEDATION COURSE

The following is the course schedule for the IV Conscious Sedation Course. We will try to adhere to the schedule as much as possible. However, there will be occasions when we will have to change the order of the lectures or the speakers. The faculty for this course also have hospital and clinic coverage duties/responsibilities. There will be times when either the lecture or the lecturer will have to change. This will be rare, but due to the nature of a hospital and clinical practice at a level one-trauma center, these changes may happen. It will not affect the total hours of the course or the clinical practice time.

Effective 01/01/2021 the Didactic portion of the course will be six days. This decision was made because participants were attending 7:30 am – 10 pm on Wednesdays, Thursdays and Fridays. You should arrive in Augusta, Georgia on the Monday before the start of class on Tuesday. We start at 7:30 am on Tuesday. The course participants have been divided into one-person groups for those taking the entire course. During the classroom/ didactic portion, all groups participate in the classroom activities, and training with the interactive simulation mannequin.

For those returning for the clinical/hands on training portion, there will be a clinical start on the Monday following the completion of the Sunday classroom activities, and every following Monday until all participants have received training. Exceptions will be made for Monday holidays where there will be a 4 day week. Scheduling will be coordinated by Continuing Education.

This should be an intensive, informative and enjoyable educational experience for all of us. It never ceases to amaze us that we can learn so much from the CE participants. Most of you bring with you a great deal of clinical experience and practice management skills. We are looking forward to working and interacting with you all.

For the classroom portion of training: the participant will receive the sedation text upon arrival. A flash drive will be mailed within the welcome packet prior to your arrival. All presentations plus extra material will be on the flash drives. If there is, anything covered during the presentations, not on the drive, alert the program director. **It is recommended that you load the material on your laptop, and review it prior to arrival. Bring the flash drive with you since we may make some additions to it during the course. You should bring a laptop with you that is able to read power point presentations. A pretest and post-test will be administered.**

There are millions of patients who cannot receive routine dentistry and associated care because of fears, anxieties, and phobias. Managing these fears, anxieties and phobias is a special “gift” that can profoundly change your professional life. During the didactic portion of training, you will be **immersed** in information and dialogue which will provide the participant the skills to manage patient anxieties, fears, and phobias in a safe, predictable, safe and independent manner. In addition to being immersed in the sedation protocols and techniques, the management of office emergencies will be comprehensively addressed. There will be a thorough overview of critical factors needed to manage office emergencies. This includes overview of the physical plant, emergency equipment, review of emergency drug pharmacology and indications, discussion of the emergency “Action Plan,” overview of the provider and ancillary staff responsibilities, and review of specific office emergency scenarios and their management.

A block of instruction will be provided for hands on simulation training with the high-fidelity simulation mannequin. The participants will be required to make real time responses to commonly occurring anesthetic and non-anesthetic office emergency scenarios. Also during this block of instruction with the simulation mannequin, the participants will have dedicated hands on training involving basic and advanced airway management and resuscitation techniques, which includes use of both basic and advanced airway adjuncts. Lastly, discussions will be directed to preparing the participants for the office anesthesia examination required for certification to provide conscious sedation.

The IV Sedation Course faculty have responsibilities relating to coverage of OMS Clinic and Operation Room activities. Many of the activities are emergent /urgent and cannot be rescheduled. Because of this, we may have to alter the order of the presentations as scheduled. However, all material will be covered

ACLS: Advanced Cardiac Life Support is mandatory for parenteral sedation. ACLS will be offered to any participants who request it. The ACLS training will take place on the Wednesday, Thursday, and Friday evenings after completion of the sedation didactic training. **The ACLS portion of the course times are subject to change so we have extended the course by one day!**

For the hands on clinical patient care portion of the course: the scheduled participant will start on the Monday following completion of the Sunday classroom activities. The day will start at 7:30 a.m. with the participant meeting with the clinic nurse to orient, review the daily schedule, discuss patients where needed, and assemble the sedation armamentarium and drugs. Follow on

participants should arrive in Augusta on the Sunday to start Monday at 7:30 as detailed above (unless otherwise instructed)

While engaged in the clinical hands on training, each participant will provide the patient assessment, establishment of intravenous access, delivery of sedation medications, patient monitoring, oversight of patient recovery from sedation, and assessment for discharge. All questions/concerns will be directed to the clinical nurse, course director or attending faculty.

Because of the significant learning opportunities available, and ability to interact with the clinical faculty, nurses and staff, participants are encouraged to bring their ancillaries to participate with them in the hands on clinical training. Coordination with the CE Department and registration is required if this option is taken. Each clinical group should finish before 5:00 pm on the final clinical Friday. Groups will finish the final day with the post-test, course after-action review and final comments with the course director.

It is mandatory that each participant query their State's Board of Dentistry to confirm the Boards requirements for number of patients to be managed, and level of sedation, which will be recognized by the Board for case acceptance.

Dr. H. W. Ferguson

Course Director

I.V. Conscious Sedation CE course

Interim Chair, Associate Professor Oral and Maxillofacial Surgery

Augusta University

Dental College of Georgia

Intravenous Conscious Sedation Patient Management in Dental Practice
March 7, 2023 TUESDAY - DAY ONE Classroom/Didactic Session

7 - 7:30am Continental Breakfast provided
Registration and Course Introduction

7:30 – 8:00am **Written Pre-Test - Dr. Ferguson**
Objective(s) To determine the participants, present level of patient management techniques, conscious sedation modalities and pain control methods

8- 9am **Philosophy and rationale for Intravenous Sedation - Dr. Ferguson**
Objective(s): Discussion of the philosophy and indications for iv sedation, with review of the sedation continuum, definitions of the different levels of sedation, overview of advantages, disadvantages, commonly occurring complications, and adverse events.

9-10am **Requirements for IV Sedation -- Ferguson**
Objective(s): To provide an over view of the requisites for performing safe, efficient, and independent iv conscious sedation. This presentation will highlight the key components of the pre-anesthetic, peri-anesthetic and post-anesthetic management of the sedation patient.

10-11am **Routes of Administration – Dr. Ferguson**
Objective(s): Review the various routes of administration for sedation medications and discussion of advantages and disadvantages of each

11-12pm **IV Sedation Patient Monitoring – Dr. Ferguson**
Objective(s): Review of the sedation continuum, with emphasis on the importance of patient monitoring to maintain the appropriate levels of sedation, recognize changes which may put the patient in danger, and maintain the needed margins of safety. Patient vital sign monitoring, oxygen saturation, and End Tidal CO2 monitoring techniques and armamentarium will be discussed.

12 - 1pm **Lunch Munch and Learn (lunch provided) – Dr. Ferguson**
Continuation of morning's didactic presentations, course participant question, answer and review

1– 2pm **ADA Guidelines for the Use of IV Sedation - Ferguson**
Objective(s): To review the ADA's guidelines for providing safe and effective sedation and anesthesia to the dental patient. The incorporated discussions will provide definition of critical anesthesia terms, clear definitions of the various levels of sedation, and the critical actions and responsibilities within each level of sedation and anesthesia which must be followed by the provider to deliver efficient sedation with a high margin of safety.

**2-4pm Pharmacology of Benzodiazepines, and Their
Reversal Agents –**

Objective(s): Identify drugs, classifications, interactions, effects, reversal agents, where drugs act and the drug degradation routes

4– 5pm Pharmacology Local Anesthesia –

Objective(s): Discuss the pharmacology, physiology, and specific profiles of commonly used dental local anesthetic agents

5- 6pm IV Sedation Patient Assessment

Objective(s): To examine and discuss the components of the IV sedation patient assessment process. In so doing, the student will recognize patient assessment as the primary tool for identifying the overall level of the health of the patient, and its value in assessing the level of risk of treating/sedating the patient.

**6 - 9pm Advanced Cardiac Life Support Training – Ms. Shawn Neal
(Dinner will be Provided)**

Objective(s): To learn and become proficient with the Advanced Cardiac Life Support (ACLS) or advanced cardiovascular life support clinical interventions directed to the urgent treatment of cardiac arrest, stroke and other life-threatening medical emergencies, as well as the knowledge and skills to deploy those interventions.

WEDNESDAY - DAY TWO Classroom/Didactic Session

7:30 am Continental Breakfast Provided

**8-10am Basic Airway Management and Resuscitation part I – Dr.
Holzhaur**

Objective(s): To review relevant airway anatomy, respiratory physiology and the effects of sedative drugs on respiration; to discuss the importance of basic airway assessment by way of the history and physical assessment/examination; to review the causes and signs of airway obstruction and ventilatory distress with emphasis on managing airway obstruction and ventilatory distress/impairment with basic and advanced airway management techniques, use of basic and advanced airway adjuncts and equipment.

**10-11am IV Conscious Sedation Documentation and Review of the
Sedation Armamentarium – Nurse Windsor, Dr Holzhaur**

Objective(s): Review the documentation necessary to perform IV Conscious Sedation in the dental office. This will include the patient anesthesia record and what must be documented to accurately fulfill the anesthesia record's function as a medico-legal document. The discussion will have emphasis on timing, medications used, recording patient vital signs, intraoperative monitoring data, and the patient's progression to recovery, to clearly evaluate discharge criteria for appropriate patient dismissal. Also reviewed will be pertinent items of the pre anesthetic work up, patients past medical and

past anesthetic history, and important questions which should be asked. A review of the necessary armamentarium for IV sedation, and sedation fluids will be demonstrated.

11– 12pm Overview of Venipuncture Anatomy and Technique – Dr. Holzhaur, Nurse Windsor

Objective(s): To review the basic vascular anatomy of the upper arm, forearm and dorsum of the hand in recognizing appropriate venous structures which might be employed to gain venous access, and the locations of other vascular structures which should be avoided. Basic venipuncture techniques will be demonstrated and basic complications will be discussed.

**12– 1pm Lunch Munch and Learn (lunch provided) – Dr. Ferguson
Continuation of morning’s didactic presentations, course participant
question, answer and review**

**1-3pm Venipuncture and Intravenous Access Hands on Exercise for
all Participants – Dr Holzhaur, Nurse Windsor**

Objective(s) Review the armamentarium of IV sedation; recognize the tourniquet, catheters, tubing, drug ports, and recommended IV fluids; review in real time the vascular anatomy, and the venipuncture techniques. Each participant will have opportunities to assemble and prepare the infusion setup, perform the venipuncture, confirm flow and properly stabilize the infusion setup.

3-5pm Pharmacology of Adjunctive Anesthetic Agents – Dr. Ferguson

Objective(s): Review several medications many of which are not classified as anesthetic medications which can be used before an anesthetic is administered as premedications and during anesthesia to augment anesthetic effects or diminish undesirable side effects. The medications will be discussed in regard to their classifications, pharmacologic actions, and indications for use

5-6pm The Role of Nitrous Oxide in Conscious Sedation - Dr. Ferguson

Objective(s): Discuss history of nitrous oxide and role of inhalation sedation in dentistry; identify equipment used in inhalation sedation; understand patient selection, indications and contraindications for inhalation sedation; and explain function of equipment, and risk management.

**6- 9pm Advanced Cardiac Life Support Training – Ms Shawn Neal
(Dinner will be Provided)**

Objective(s): To learn and become proficient with the Advanced Cardiac Life Support (ACLS) or advanced cardiovascular life support clinical interventions directed to the urgent treatment of cardiac arrest, stroke and other life-threatening medical emergencies, as well as the knowledge and skills to deploy those interventions.

THURSDAY - DAY THREE Classroom/Didactic Session

7:30 am **Continental Breakfast provided**

8-10am **Basic Airway Management and Resuscitation part II – Dr. Ferguson**

Objective(s): To continue discussion on airway management and resuscitation for the sedation dentist with special focus on the importance of a basic airway assessment by way of the history and physical assessment/examination; reviewing the causes and signs of airway obstruction and ventilatory distress, discussing management strategies with emphasis on managing airway obstruction and ventilatory distress/impairment with basic and advanced airway management techniques, and discussion of the indications for use of basic and advanced airway adjuncts and equipment.

10-11am **Misconceptions in the management of Office Emergencies – Dr. Ferguson**

Objective(s): To discuss how medical emergencies in the dental office are a reality, and can happen anytime, anyplace and to anyone; discuss how many dental practices are unprepared to handle them, and embrace several well-known misconceptions associated with managing office emergencies; to discuss the common misconceptions and how they can be avoided in properly addressing and managing an emergent medical problem.

11-12pm **Review of Basic Emergency Medications, Pharmacology and Indications - Dr. Ferguson**

Objective(s): To review Emergency Drug Kit (EDK), and the basic emergency medications recommended by the ADA, their pharmacology and indications. Also discussed are medications which should be available for the provider practicing office intravenous sedation.

12 – 1pm **Lunch Munch and Learn (lunch provided)– Dr. Ferguson**
Continuation of morning's didactic presentations, course participant question, answer and review

1-3pm **Anesthetic Management of Common Systemic Illnesses/Conditions Part I – Dr Ferguson**

Objective(s): To highlight many of the common systemic illnesses and conditions seen by the IV sedation provider which must be properly managed and understood to provide safe and uneventful sedation, or referral. The discussion will emphasize review of the basic pathophysiology, sedation indications, contraindications, and basic sedation/anesthesia strategies for safe patient sedation outcomes

3– 5pm **Factors Critical to Managing Office Medical Emergencies – Dr. Ferguson**

Objective(s): To recognize and appreciate the many factors which are critical, and must be present to allow the provider, ancillaries and staff to efficiently, effectively and predictably manage an emergent medical event in the office. The discussion will

highlight appropriate emergency equipment, airway management, medications, and proper training for the Dentist and staff.

5- 6pm Office Emergency prevention, Recognition, and the Basic Action Plan– Dr. Ferguson

Objective(s) To appreciate that “an ounce of prevention is worth a pound of cure” by reviewing tools possessed by the provider which can assist with establishing risk of patient treatment, discussing common symptoms which suggest a problem is at hand, and reviewing the Basic Action Plan which offers the provider a mental flow chart to step by step manage the problem and identify when the next level of care must be summoned.

**6- 9pm Advanced Cardiac Life Support Training – Ms. Shawn Neal
(Dinner will be Provided)**

Objective(s): To learn and become proficient with the Advanced Cardiac Life Support (ACLS) or advanced cardiovascular life support clinical interventions directed to the urgent treatment of cardiac arrest, stroke and other life-threatening medical emergencies, as well as the knowledge and skills to deploy those interventions.

FRIDAY- DAY FOUR Classroom/Didactic Session

**7-8am Continental Breakfast Provided for Munch and Learn –
Dr. Ferguson**

Objective(s): To review and answer questions from the past three days of training and with the upcoming simulation exercises with the high fidelity Simulation Mannequin, to discuss the group dynamics necessary for proper management of an office emergency

8-12 pm Harrison Medical Commons Simulation Lab

**8 – 9:30am Review of Basic and Advanced Airway Adjuncts
Hands on Airway Management Skill Stations – Dr. Ferguson,
Sim Lab Personnel**

Objective(s) To review upper and lower airway anatomy, and to expose the participants to common airway management techniques, and basic and advanced airway adjuncts. Using the Simulation Mannequin as the primary teaching tool, the participant will have the opportunity to review discussed airway management techniques, discuss indications for airway adjunct use, and experience the real time placement of commonly used airway adjuncts with emphasis on both the placement of commonly employed supraglottic devices, and the confirmation of appropriate placement.

**9:30 – 12pm Management of Commonly Occurring Office Emergencies and
Adverse Sedation Events Using the High Fidelity Simulation
Mannequin (Sim Man)**

Objective(s): To engage each participant with an office emergency or adverse sedation

event where the participant on the “hot seat”, using the monitored high fidelity simulation mannequin will have to diagnose the problem, activate the basic action plan, call for assistance, and manage the team members while providing the appropriate treatment(s) under real time. All scenarios will have an after-action review to discuss what was done right, and where improvements could be made.

12 – 1pm Lunch Munch and Learn (lunch provided) – Dr. Ferguson

Objective(s): To review and discuss each office emergency or adverse anesthesia event from the simulation exercises, with the intent to highlight appropriate actions and discuss how other activities should be modified, omitted, or approved to provide the most efficient and predictable patient outcomes. A point of emphasis will be how the group is managed and delegation of activities.

1-3pm Anesthetic Management of Common Systemic Illnesses/Conditions Part II – Dr. Ferguson

Objective(s): To highlight many of the common systemic illnesses and conditions seen by the IV sedation provider which must be properly managed and understood to provide safe and uneventful sedation, or referral. The discussion will emphasize review of the basic pathophysiology, sedation indications, contraindications, and basic sedation/anesthesia strategies for safe patient sedation outcomes

3-6pm Management of Commonly Occurring Dental Office Medical Emergencies and Adverse Events Part I - Dr. Ferguson

Objective(s): To review commonly occurring medical emergencies with discussion of the pathophysiology, review of the signs and symptoms, implementation of the Basic Action Plan with appropriate management strategies and approaches, and importance of instituting early involvement of the EMS when necessary.

SATURDAY - DAY FIVE Classroom/Didactic Session

**7-8am Continental Breakfast Provided for Munch and Learn
Patient recovery and Discharge - Dr. Ferguson**

Objective(s): To review the monitored patient and discuss the critical findings suggestive of appropriate recovery from sedation for patient discharge, and emphasize importance of discharge to escort in wheelchair.

8 - 10am Management of Commonly Occurring Dental Office Medical Emergencies and Adverse Events Part II - Dr. Ferguson

Objective(s): To continue discussion and review of commonly occurring medical emergencies, discussion of the pathophysiology, review of the signs and symptoms, implementation of the Basic Action Plan, appropriate management strategies and approaches, and importance of instituting early involvement of the EMS when necessary

**10-12pm Anesthetic Management of Common Systemic
Illnesses/Conditions Part III – Dr. Ferguson**

Objective(s): To continue review and discussion of the common systemic illnesses and conditions seen by the IV sedation provider which must be properly managed and understood to provide safe and uneventful sedation, or referral.

12 – 1pm Lunch Munch and Learn (lunch provided)– Dr. Ferguson

Objective(s): To review, discuss and ask questions pertaining to the common office emergencies and common systemic co-morbidities which the sedation dentist must be able to manage or avoid.

**1-2pm Sedation and Special Patient Populations
Sedation and the Geriatric Patient
Sedation of the Obese Patient – Sedation Course Faculty**

Objective(s): Identify the anatomic, physiologic and functional differences of the geriatric and obese patient populations and how these factors must be understood and managed for the safe and predictable use of sedation agents.

**2- 4pm From Pre-sedation Evaluation to Patient Discharge: Putting It
All Together – Sedation Course Faculty**

Objective(s): To review and discuss the key activities and important considerations in the out patient office intravenous conscious sedation progression. Key items of discussion will include the pre sedation evaluation, activities on the day of procedure, NPO considerations, patient recovery protocols, and patient discharge.

SUNDAY - DAY SIX Classroom/Didactic Session

**7-8am Continental Breakfast Provided for Munch and Learn
Patient recovery and Discharge - Dr. Ferguson**

Objective(s): To review the monitored patient and discuss the critical findings suggestive of appropriate recovery from sedation for patient discharge, and emphasize importance of discharge to escort in wheelchair.

**8a-12pm Anesthetic Management of Common Systemic
Illnesses/Conditions Part III – Dr. Ferguson**

Objective(s): To continue review and discussion of the common systemic illnesses and conditions seen by the IV sedation provider which must be properly managed and understood to provide safe and uneventful sedation, or referral.

12 – 1pm

Lunch Munch and Learn (lunch provided)– Dr. Ferguson

Objective(s): To review, discuss and ask questions pertaining to the common office emergencies and common systemic co-morbidities which the sedation dentist must be able to manage or avoid.

2- 6pm

From Pre-sedation Evaluation to Patient Discharge: Putting It All Together – Sedation Course Faculty

Objective(s): To review and discuss the key activities and important considerations in the out patient office intravenous conscious sedation progression. Key items of discussion will include the pre sedation evaluation, activities on the day of procedure, NPO considerations, patient recovery protocols, and patient discharge.

MONDAY DAY SIX

CLINICAL PATIENT CARE

7-7:30am

Review of Sedation Principles – Nurse Windsor

Objective(s): prior to live patient treatment basic sedation principles and venipuncture technique will be reviewed.

7:30-8am

Case review and Setup - Nurse Windsor

Objective(s): Review sedation cases of the day to identify patient concerns or special needs; to prepare IV armamentarium and sedation drugs

8- 12pm

Clinical Patient Care - Nurse Windsor, Dr. Ferguson, Clinic Staff

Objective(s): Observe and participate in patient sedation, monitoring and recovery. Describe the advantages and disadvantages of the intravenous route of drug administration and review the set-up and application of monitors.

12 - 1pm

Lunch

1 – 3pm

Clinical Patient Care - Nurse Windsor, Dr. Ferguson, Clinic Staff

Objective(s): Witness and participate in live patient sedation and recovery; describe the advantages and disadvantages of the intravenous route of drug administration; and review set-up and application of monitors.

3 - 4pm

Common Dosing Calculations

Objective(s): To review common calculations and dilutions with sedation drugs and local anesthetics, with emphasis on how to calculate toxic drug levels, deliver emergency doses, and how to convert pounds to kilograms

4– 6pm Management of the Anxious patient. The role of oral pre-medication in conscious sedation in dentistry. The use of oral techniques with other techniques in conscious sedation – Dr. Ferguson

Objectives(s): What oral drugs are effective? What is the goal of oral pre-medication? Can oral pre-medication combined with Nitrous Oxide play a role in Conscious sedation? Complications of oral sedation. Contraindications of oral pre-medication. What are the Limitations of oral pre-medication.

**TUESDAY DAY SEVEN
CLINICAL PATIENT CARE**

7-7:30am Review of patient monitoring – Nurse Windsor

Objective(s): To review the monitoring modalities needed for IV sedation vital sign monitoring and their importance to an uneventful sedation experience.

7:30-8am Case review and Setup - Nurse Windsor

Objective(s): Review sedation cases of the day to identify patient concerns or special needs; to prepare IV armamentarium and sedation drugs

8- 12pm Clinical Patient Care - Nurse Windsor, Dr. Ferguson, Clinic Staff

Objective(s): Observe and participate in patient sedation, monitoring and recovery. Describe the advantages and disadvantages of the intravenous route of drug administration and review the set-up and application of monitors.

12 - 1pm Lunch

1 – 3pm Clinical Patient Care - Nurse Windsor, Dr. Ferguson, Clinic Staff

Objective(s): Witness and participate in live patient sedation and recovery; describe the advantages and disadvantages of the intravenous route of drug administration; and review set-up and application of monitors.

3- 5pm Preparation for the Office Anesthesia Evaluation Pt I – Dr. Ferguson, Sedation Course Faculty

Objective(s) to prepare the participants for the office evaluation. The presentation will provide a review of important considerations in the office physical plant and IV treatment rooms, adjunctive equipment, back up equipment, instrumentation, emergency drug kits, drug preparation and security, record keeping, and monitoring requirements. State requirements may vary. Information should be available through the participant's state web sites. This is the responsibility of the participant.

5 – 6pm Managing Emergencies: 9 Key Elements of Office Emergency

Management - Dr. Ferguson

Objective(s): To review key elements which will aid the practitioner and his/her staff in the management of office emergencies. This presentation will review key elements which will assist the provider in preparing both the office physical plant and personnel, as well as actual management of the patient with a medical emergency.

WEDNESDAY DAY EIGHT CLINICAL PATIENT CARE

7-7:30am Review of airway management techniques – Nurse Windsor

Objective(s): To review basic airway management techniques and emphasize the need of the sedation student to be ever vigilant to drug induced changes in airway mechanics. .

7:30-8am Case review and Setup - Nurse Windsor

Objective(s): Review sedation cases of the day to identify patient concerns or special needs; to prepare IV armamentarium and sedation drugs

8 - 12pm Clinical Patient Care - Nurse Windsor, Dr. Ferguson, Clinic Staff

Objective(s): Observe and participate in patient sedation, monitoring and recovery. Describe the advantages and disadvantages of the intravenous route of drug administration and review the set-up and application of monitors.

12 - 1pm Lunch

1 – 3pm Clinical Patient Care - Nurse Windsor, Dr. Ferguson, Clinic Staff

Objective(s): Witness and participate in live patient sedation and recovery; describe the advantages and disadvantages of the intravenous route of drug administration; and review set-up and application of monitors.

3- 4pm Preparation for the Office Anesthesia Evaluation PT II Dr. Ferguson, Sedation Course Faculty

Objective(s) to prepare the participants for the office evaluation. The presentation will provide a review of important considerations in the office physical plant and IV treatment rooms, adjunctive equipment, back up equipment, instrumentation, emergency drug kits, drug preparation and security, record keeping, and monitoring requirements. State requirements may vary. Information should be available through the participant's state web sites. This is the responsibility of the participant.

4– 6pm Interactive Office Emergency Scenarios - Dr. Ferguson

Objective(s): Office emergency scenarios with specific signs, symptoms and factors will be presented to the participant. Specific to the described scenarios, will be an interactive discussion between participant and faculty where the participants will verbally detail the

diagnosis, action plan with specific patient management strategies, to include activation of EMS as needed. After the management plan is provided by the participant, it will be discussed and critiqued by the faculty. Predisposing actors and related pathophysiology of the individual medical emergencies will be reviewed.

THURSDAY DAY NINE

CLINICAL PATIENT CARE

7-7:30am Review of Recovery Protocol – Nurse Windsor

Objective(s): To review the recovery process after cessation of provocative stimuli and identify factors suggestive of a level of recovery required for discharge

7:30-8am Case review and Setup - Nurse Windsor

Objective(s): Review sedation cases of the day to identify patient concerns or special needs; to prepare IV armamentarium and sedation drugs

8- 12pm Clinical Patient Care - Nurse Windsor, Dr. Ferguson, Clinic Staff

Objective(s): Observe and participate in patient sedation, monitoring and recovery. Describe the advantages and disadvantages of the intravenous route of drug administration and review the set-up and application of monitors.

12 - 1pm Lunch

1 – 3pm Clinical Patient Care - Nurse Windsor, Dr. Ferguson, Clinic Staff

Objective(s): Witness and participate in live patient sedation and recovery; describe the advantages and disadvantages of the intravenous route of drug administration; and review set-up and application of monitors.

3- 4pm Review of Prevention, Recognition, and Implementation of the Basic Action Plan- Dr Ferguson

Objective(s) To review preventive measures, signs and symptoms which may suggest an upcoming emergent event, and implementation of the Basic Action Plan which is designed to assist the provider in determining if the problem at hand is one which can be managed on site, or if the next level of care is required.

4– 6pm Interactive Office Emergency Scenarios - Dr. Ferguson

Objective(s): Office emergency scenarios with specific signs, symptoms and factors will be presented to the participant. Specific to the described scenarios, will be an interactive discussion between participant and faculty where the participants will verbally detail the diagnosis, action plan with specific patient management strategies, to include activation of EMS as needed. After the management plan is provided by the participant, it will be discussed and critiqued by the faculty. Predisposing actors and related pathophysiology

of the individual medical emergencies will be reviewed.

FRIDAY DAY TEN

CLINICAL PATIENT CARE Group

7-7:30am Review of IV Sedation Record Keeping – Nurse Windsor

Objective(s): To review the recovery process after cessation of provocative stimuli and identify factors suggestive of a level of recovery required for discharge

7:30-8am Case review and Setup - Nurse Windsor

Objective(s): Review sedation cases of the day to identify patient concerns or special needs; to prepare IV armamentarium and sedation drugs

8 - 12pm Clinical Patient Care - Nurse Windsor, Dr. Ferguson, Clinic Staff

Objective(s): Observe and participate in patient sedation, monitoring and recovery. Describe the advantages and disadvantages of the intravenous route of drug administration and review the set-up and application of monitors.

12 - 1pm Lunch

1 – 3pm Clinical Patient Care - Nurse Windsor, Dr. Ferguson, Clinic Staff

Objective(s): Witness and participate in live patient sedation and recovery; describe the advantages and disadvantages of the intravenous route of drug administration; and review set-up and application of monitors.

3 - 4pm Review of sedation principles and pearls- Dr Ferguson

Objective(s) To highlight up 10 days of comprehensive training and review key sedation principles and knowledge pearls for safe, uneventful, and predictable patient sedation experiences. The discussions will emphasize good risk management, proper patient selection, proper written consent; detailed sedation plan documentation, and monitoring,

4 – 5pm IV Sedation Post-test Questions and Answers, Complete course critique - Dr. Ferguson

Objective(s): to administer the IV Sedation Post Test.

To review sedation cases and associated management questions or problems.

The discussions will emphasize the importance of Dentist and staff training through CE, staying current with national and state rules and changes; good record keeping and periodic review and process improvement..

FL/NY RESIDENTS ONLY (THREE ADDITIONAL CLINICAL DAYS)

MONDAY, DAY ELEVEN

FL/NY RESIDENTS ONLY CLINICAL PATIENT CARE

7-7:30am Review of Recovery Protocol – Nurse Windsor

Objective(s): To review the recovery process after cessation of provocative stimuli and identify factors suggestive of a level of recovery required for discharge

7:30-8am Case review and Setup - Nurse Windsor

Objective(s): Review sedation cases of the day to identify patient concerns or special needs; to prepare IV armamentarium and sedation drugs

8- 12pm Clinical Patient Care - Nurse Windsor, Dr. Ferguson, Clinic Staff

Objective(s): Observe and participate in patient sedation, monitoring and recovery. Describe the advantages and disadvantages of the intravenous route of drug administration and review the set-up and application of monitors.

12 - 1pm Lunch

1 – 5pm Clinical Patient Care - Nurse Windsor, Dr. Ferguson, Clinic Staff

Objective(s): Witness and participate in live patient sedation and recovery; describe the advantages and disadvantages of the intravenous route of drug administration; and review set-up and application of monitors.

TUESDAY, DAY TWELVE

CLINICAL PATIENT CARE

7-7:30am Review of Recovery Protocol – Nurse Windsor

Objective(s): To review the recovery process after cessation of provocative stimuli and identify factors suggestive of a level of recovery required for discharge

7:30-8am Case review and Setup - Nurse Windsor

Objective(s): Review sedation cases of the day to identify patient concerns or special needs; to prepare IV armamentarium and sedation drugs

8- 12pm Clinical Patient Care - Nurse Windsor, Dr. Ferguson, Clinic Staff

Objective(s): Observe and participate in patient sedation, monitoring and recovery. Describe the advantages and disadvantages of the intravenous route of drug administration and review the set-up and application of monitors.

12 - 1pm Lunch

1 – 5pm Clinical Patient Care - Nurse Windsor, Dr. Ferguson, Clinic Staff

Objective(s): Witness and participate in live patient sedation and recovery; describe the advantages and disadvantages of the intravenous route of drug administration; and review set-up and application of monitors.

**WEDNESDAY, DAY THIRTEEN
CLINICAL PATIENT CARE**

7-7:30am Review of Recovery Protocol – Nurse Windsor

Objective(s): To review the recovery process after cessation of provocative stimuli and identify factors suggestive of a level of recovery required for discharge

7:30-8am Case review and Setup - Nurse Windsor

Objective(s): Review sedation cases of the day to identify patient concerns or special needs; to prepare IV armamentarium and sedation drugs

8- 12pm Clinical Patient Care - Nurse Windsor, Dr. Ferguson, Clinic Staff

Objective(s): Observe and participate in patient sedation, monitoring and recovery. Describe the advantages and disadvantages of the intravenous route of drug administration and review the set-up and application of monitors.

12 - 1pm Lunch

1 – 5pm Clinical Patient Care - Nurse Windsor, Dr. Ferguson, Clinic Staff

Objective(s): Witness and participate in live patient sedation and recovery; describe the advantages and disadvantages of the intravenous route of drug administration; and review set-up and application of monitors.



STATE OF GEORGIA
Georgia Board of Dentistry
Dentist

LICENSE NO. DN012107 Status: Active

Henry W Ferguson
AU DENTAL ASSOCIATES
1430 JOHN WESLEY GILBERT DRIVE, GC 1056
AUGUSTA GA 30912

Expires: 12/31/2023
Issued: 09/01/1999

Real-time license verification is available at gadch.mylicense.com/verification

Above is your wall certificate license to practice as a **Dentist** in the State of Georgia. A pocket-sized license card is below.

Please make note of the expiration date on your license. It is your responsibility to renew your license before it expires.

Please notify the Board if you have a change of address.



STATE OF GEORGIA
Georgia Board of Dentistry
Dentist

LICENSE NO. DN012107 Status: Active

Henry W Ferguson
AU DENTAL ASSOCIATES
1430 JOHN WESLEY GILBERT DRIVE, GC 1056
AUGUSTA GA 30912

Expires: 12/31/2023
Issued: 09/01/1999

Real-time license verification is available at gadch.mylicense.com/verification

CURRICULUM VITAE

Name and Present Position:

Henry W. Ferguson, DMD
Associate Professor
Vice Chairman and Director of Residency Training
Department of Oral and Maxillofacial Surgery
Augusta University Dental College of Georgia
Augusta, GA 30912

Work Address:

Augusta University
Dental College of Georgia
Department of Oral and Maxillofacial Surgery
1430 John Wesley Gilbert Drive
Room GC 1056
Augusta, GA 30912

Telephone:

Work: (706) 721-2411/2412
Fax: (706) 721-3511
e-mail: hferguson@gry.edu

Home Address:

430 Congressional Court
Martinez, GA 30907

Mailing Address:

430 Congressional Court
Martinez, GA 30907

Telephone:

Home: (706)- 863-0910
Cell: (706)- 951-7387

Home of Record:

8360 Bricelyn Street
Pittsburgh, PA 15221

Date and Place of Birth: 13 Feb 54, Pittsburgh, Pennsylvania

Citizenship: USA

Education:

B.A. 1976 Slippery Rock State College
Slippery Rock, PA 16057

D.M.D. 1980 University of Pittsburgh School of
Dental Medicine, Pittsburgh, PA 15222

Post Graduate Education:

Certificate 1991 Oral and Maxillofacial Surgery Residency Program
Eisenhower Army Medical Center
Fort Gordon, GA 30905-5650

Board Certification:

Diplomate American Board of Oral and Maxillofacial Surgery
ABOMS Recertification September 2003
Diplomate National Dental Board of Anesthesiology 2001

Fellowships:

Fellow American Association of Oral and Maxillofacial Surgeons
Fellow American College of Oral and Maxillofacial Surgeons
Fellow American Dental Society of Anesthesia

Professional Society Membership:

American Dental Association
Georgia Dental Association
American Association of Oral and Maxillofacial Surgery
American College of Oral and Maxillofacial Surgeons
American Dental Society of Anesthesia
National Society of Oral and Maxillofacial Surgeons
Georgia Society of Oral and Maxillofacial Surgeons
American Dental Education Association

State License:

Georgia	Active
South Carolina	Active
Pennsylvania	Inactive

Hospital Affiliations:

May 2004- present	MCG/GHSU/GRU/AU Medical Center Augusta, Georgia MCG/GHSU/GRU Children's Medical Center/ CHOG (Children's Hospital of Georgia, formerly CMC Children's Medical Center Augusta, Georgia
May 2004-Present	Veterans Administration Hospital and Medical Center Augusta, Georgia
April 2006-present	Augusta State Medical Prison Grovetown, Georgia
June 1994-March 2004	Eisenhower Army Medical Center Fort Gordon, Georgia
Jan 1992-June 1994	Ireland Army Community Hospital Fort Knox, Kentucky
July, 1991-Dec, 1994	William Beaumont Army Medical Center Fort Bliss, Texas
July 1987-July 1991	Eisenhower Army Medical Center Fort Gordon, Georgia

Professional Appointments:

June 2006-present	Vice Chair Augusta University Medical Center (formerly the Medical College of Georgia, Georgia Health Sciences University, Georgia Regents University Augusta) Dental College of Georgia (former College of Dental Medicine) Department of Oral and Maxillofacial Surgery Augusta, GA 30912
Jun 2005-June 2006	Interim Chairman Department of Oral and Maxillofacial Surgery MCG School of Dentistry Augusta, GA 30912
May 2005-Dec 2017	Director of Post Graduate Training Augusta University Medical Center (formerly the Medical College of Georgia, Georgia Health Sciences University, Georgia Regents University Augusta) Dental College of Georgia (former College of Dental Medicine) Department of Oral and Maxillofacial Surgery Augusta, GA 30912 Department of Oral and Maxillofacial Surgery Augusta, GA 30912

May 2004-present	Associate Professor Department of Surgery Augusta University Medical Center (formerly the Medical College of Georgia, Georgia Health Sciences University, Georgia Regents University Augusta) Augusta, GA 30912
Apr 2004-present	Associate Professor Augusta University Medical Center (formerly the Medical College of Georgia, Georgia Health Sciences University, Georgia Regents University Augusta) Dental College of Georgia (former College of Dental Medicine) Department of Oral and Maxillofacial Surgery Augusta, GA 30912 College of Dental Medicine Department of Oral and Maxillofacial Surgery Augusta, GA 30912
Mar 2004-Apr 2004	Awaiting faculty appointment to MCG
Mar 2003-Mar 2004	Staff, Oral and Maxillofacial Surgeon, Eisenhower Army Medical Center Fort Gordon, GA Mentor/Teaching Faculty, Oral and Maxillofacial Surgery Residency Program Teaching Faculty, for Graduate Dental Education Programs US Army Dental Activity Fort Gordon GA 30905
Feb 2001-Mar 2003	Chairman, Department of Oral and Maxillofacial Surgery Eisenhower Army Medical Center, Fort Gordon, GA 30905 Program Director, Oral and Maxillofacial Surgery Residency Training Program Eisenhower Army Medical Center, Fort Gordon, GA 30905 Staff, Oral and Maxillofacial Surgeon, Eisenhower Army Medical Center Fort Gordon, GA
Feb 2001-July 2002	Chairman, Department of Hospital Dentistry Eisenhower Army Medical Center, Fort Gordon, GA 30905

Jul 1994-Aug 1999	Chief, Dental Services 249th General Hospital Fort Gordon, GA.
Mar 1998-Feb 2001	Assistant Chairman, Department of Oral and Maxillofacial Surgery Eisenhower Army Medical Center Fort Gordon, GA
	Assistant Program Director, Oral and Maxillofacial Surgery Residency Training Program
Jul 1994-Mar 1998	Mentor, Oral and Maxillofacial Surgery Residency Program
	Staff, Oral and Maxillofacial Surgeon, Eisenhower Army Medical Center Fort Gordon, GA
Nov 1992-July 1994	Adjunct Assistant Professor, Department of Surgical and Hospital Dentistry, University of Louisville School of Dentistry, Louisville, KY
Jan 1992-July 1994	Assistant Chief, Oral and Maxillofacial Surgery Service Staff Oral and Maxillofacial Surgeon Ireland Army Community Hospital Fort Knox, KY Mentor in Oral and Maxillofacial Surgery for Advanced Education in General Dentistry and Post Graduate Training in Orthodontic Residency Programs
July 1991-Dec 1991	Staff, Oral and Maxillofacial Surgery Mentor, Oral and Maxillofacial Surgery Residency Program, William Beaumont Army Medical Center, Fort Bliss, TX
1987-1991	Residency in Oral and Maxillofacial Surgery Eisenhower Army Medical Center Fort Gordon, GA
1985-1987	General Dental Officer Fort Meade, MD

1984-1985 General Dental Officer
Chief, Oral Surgery Svc, Carius Dental Clinic
10th MED DET
Youngsan, Korea

1980-Dec 1983 General Dental Officer
Fort Gordon, GA

Teaching Affiliations:

Jan 2006-present Course Director, Advanced Oral and Maxillofacial Surgery
Dental College of Georgia (former College of Dental Medicine)
Augusta, GA 30912

June 2005-present Co-Course Director, Intravenous Conscious Sedation Course
Dental College of Georgia (former College of Dental Medicine)
Augusta, GA 30912

Apr 2004- present Department of Oral and Maxillofacial Surgery
Dental College of Georgia (former College of Dental Medicine)
Augusta, GA 30912

April 2004-preent Department of Surgery
Augusta University Medical Center (formerly the Medical College of
Georgia, Georgia Health Sciences University, Georgia Regents University
Augusta)
Augusta, GA 30912

July 1994-Mar 2004 Eisenhower Army Medical Center
Fort Gordon, GA

Sept 1994-Aug 1998 USADENCOM Sponsored Army Implant Course Faculty

Nov 1992-July 1994 Adjunct Assistant Professor, Department of
Surgical and Hospital Dentistry,
University of Louisville School of Dentistry,
Louisville, KY

Jan 1992-July 1994 Ireland Army Community Hospital
Fort Knox, KY

July 1991-Dec 1991 William Beaumont Army Medical Center,
Fort Bliss, TX

Committees:

Sept 2006 –present	MCG School of Dentistry Nobel Biocare Operations Committee
May 2005 – present	MCG Medical Center OR Committee
May 2005 – present	MCG School of Dentistry Facilities and Equipment Committee
Feb 2005 – Mar 2006	Secretary Graduate and Post Graduate Section American Dental Education Association (ADEA)
Mar 2005 – Mar 2007	Chairman Elect, Graduate and Post Graduate Section American Dental Education Association (ADEA)
Mar 2007 – Mar 2008	Chairman, Graduate and Post Graduate Section American Dental Education Association (ADEA)
May 2004-present	MCG School of Dentistry Implant Committee
July 2004–2006	MCG School of Dentistry Admissions Committee
June 2005-present	MCG School of Dentistry Advanced Education Committee
January 2013-present	Promotion and Tenure Committee
April 2001-April 2005	Member, American Association of Oral and Maxillofacial Surgeons Committee on Membership
April 2005-October 2010	Chairman, American Association of Oral and Maxillofacial Surgeons Committee on Membership

Certifications:

- Advanced Trauma Life Support (ATLS)
- Advanced Cardiac Life Support (ACLS)
- Pediatric Advanced Life Support (PALS)
- Basic Life Support (BLS)-

Awards, Honors and Decorations

- Outstanding Faculty Award MCG School of Dentistry 2006-07
- Surgeon General's "A" Proficiency Designator in Oral and Maxillofacial Surgery
- Meritorious Service Medal
- Army Commendation Medal (X4)
- Army Achievement Medal
- National Defense Service Medal
- Expert Field Medical Badge

- Parachutist Badge
- Army Service Ribbon
- Overseas Service Ribbon

Publications:

Sutley, SH, Ferguson, HW, Quigley, NC: Infection Control in Oral Surgery; AGD Update Series June 1993.

Moody, John B., Quigley, Nicholas, Ferguson, H.W., Sutley, Stephen H: Odontogenic Keratocyst. General Dentistry Vol 45 #2, March-April 1997, pp 172-176.

Wright, William, Ferguson, H.W., Drugs Used in Oral and Maxillofacial Surgery, EAMC Publication, 1996.

John W. Hellstein; Ronald L. Roholt; Henry W. Ferguson, The case of a subtle expansion of the mandible. Journal of Contemporary Dental Practice 2002;3(4):93-95.

Hellstein JW, Roholt RL, Ferguson HW
AAOMP case challenge: "The case of a subtle expansion of the mandible".
J Contemp Dent Pract.[Electronic Resource] 2002 Nov 15;3(4):66-72.

Fallah DM, Baur DA, Ferguson HW, Helman JI
Clinical application of the temporoparietal-galeal flap in closure of a chronic oronasal fistula: review of the anatomy, surgical technique, and report of a case.
J Oral Maxillofac Surg. 2003 Oct;61(10):1228-30.

Velez, Martin R., Ferguson, Henry W., Dorsett, Cecil, Hansen, Karla,
Lemierre's syndrome: a case report.
J Oral Maxillofac Surg. 2003 Aug; 61(8):968-71.

Clark,C., Strider, J., Hall, C. Ferguson, HW.
Distraction osteogenesis in irradiated rabbit mandibles with adjunctive hyperbaric oxygen therapy.
J Oral Maxillofac Surg. 2006 Apr;64(4):589-93.

Ferguson,HW, Stevens, MR
Advances in head and neck radiotherapy to the mandible
Oral and Maxillofacial Surgery Clinics of North America. Nov 2007 19 (4):553-563

Ferguson, HW,
Preprosthetic Surgical Considerations in Textbook of Complete Dentures, 6th Ed
Rahn AO, Ivanho JR, Plummer KD, Peoples Medical Publishing House, Shelton, Connecticut
2009, pp65-85

Wayne W. Herman¹, DDS, MS; Henry W. Ferguson², DDS;
Dental Care for the patient with heart failure: an update
J Am Dent Assoc, July 2010, Vol 141, No 7, 845-853

Rafik A. Abdelsayed, DDS, Suash Sharma, MD and Henry Ferguson, DDS
Fibrous Cortical defect (nonossifying fibroma) of the mandibular ramus: report of two cases
Oral Surg oral Med Oral path Oral Radiol Endo 2010;110:504-508

Etezadi A, Ferguson H, Emam HA, Walker P.
Multiple Remediation of soft tissue reconstruction in osteoradionecrosis of mandible: a case report
J Oral Maxillofac Surg. 2013 Jan;71(1):e1-6. doi: 10.1016/j.joms.2012.09.011

Ferguson, HW
Postoperative Cognitive Dysfunction
OMS Knowledge Updates (to be released summer 2013)

Table Clinics:

Third International Conference on Head and Neck Cancer
San Francisco, California July 26-30, 1991

Arcuri, Michael R, Ferguson, HW, Autogenous Bone Grafts with Titanium Implants for
Segmental Mandibular Defect Reconstruction

Arcuri, MR, LaVella WE, Hoffman HH, Ferguson HW: Implant Fixation in Irradiated Bone for
Intraoral Prosthetic Rehabilitation

Lectures/Presentations:

Georgia Society of Dental Assistants
Masters Inn Conference Center, Augusta, Ga.
Preparing the Office for Medical Emergencies
Pathophysiology and Management of Dental Emergencies
May 1995

EAMC
MED/SURG ward 10w
In-service lecture
Post-op Management of the OMS Patient

April 1995

EAMC

Dept of Family practice

Maxillofacial Trauma

Jan 4, 1996

USADENTAC, Ft Gordon

Rationale, Techniques, and Complications of Intravenous Access

Anatomy and Techniques for Venipuncture

January 1996

EAMC

Dept of OMS

Wound Healing

Local Flaps in Facial Reconstruction

PIG LAB/Hands on instruction

Jan 30, 1996

EAMC

Dept of Family practice

Odontogenic Infection

Mar 7, 1996

USADENTAC, Ft Gordon

Overview of Oral and Maxillofacial Surgery

Apr 16, 1996

Migrant Clinicians Network/_Migrant Stream Dental Forum

Sponsored By US Dept of Public Health

Stouffer Hotel

Nashville, Tenn.

Overview and Management of Medical Emergencies

May 1996

Stouffer Hotel

Nashville, Tennessee

Complications of Dentoalveolar Surgery

May 4-5, 1996

EAMC MED/SURG ward 10w

In-service Lecture

Post-op Management of the OMS Patient

May 9, 1996

USADENTAC, Ft Gordon, GA

Endodontics Residency Program

Anatomy of Odontogenic Space Infections

May 16, 1996

Craniofacial Implant Course

Menger Hotel

San Antonio, Texas

Surgical Management of the Atrophic Mandible and Maxilla in the Pre-implant Era

May 21-22, 1996

EAMC SICU

In-service Lecture

SICU Concerns/Post-op Management of the OMS Patient

Overview of Maxillofacial Surgery Which Requires SICU Care

June 27, 1996

USADENTAC, Ft Gordon

Dental Assistants Course

Office Emergencies

Overview of the SPARK KIT/EDK

July 22, 1996

USADENTAC, Ft Gordon

Periodontics Residency Program

Intravenous Sedation Course

Preparing the Office for Medical Emergencies

Management of Office Emergencies

Overview of the Medical History and Physical Exam

July 25, 1996

EAMC SICU

In-service Lecture

SICU Concerns/Post-op Management of the OMS Patient

Overview of Maxillofacial Surgery Which Requires SICU Care Aug 1, 1996

USADENTAC, Fort Stewart

Ft Stewart, Ga.

Management of Facial Trauma

Management of Soft Tissue Trauma

August 15, 1996

USADENCOM Short course in Oral and Maxillofacial Surgery

Sheraton Hotel, Augusta, Ga.

Pathophysiology, Microbiology and Surgical Anatomy of Odontogenic Infections

Management of Odontogenic Infections

September 9-13, 1996

9th East Coast Migrant Stream Forum
Sponsored By US Dept of Public Health
Tampa Fla.
Office Emergencies
Preparing the Office for Emergencies
Nov 1996

Fort Stewart Dental Activity
Preparing the Office for Medical Emergencies
Pathophysiology and Management of Dental Emergencies
Nov 1996

European Dental Conference/OMS consultant
Sonthoffen, Germany
Implants: A Historical Overview
Surgical Management of the Atrophic Mandible and Maxilla In The Pre-implant Era
Current Implant Systems
Craniofacial Implants
Advanced Implant Surgery
Implant Complications
April 1997

USADENCOM Implant Course
Fort Hood, Texas
Surgical Management of the Atrophic Mandible and Maxilla in the Pre-implant Era
Advanced Implant Surgery
Biology of Bone Healing
May 1997

USADENTAC, Ft Gordon
Periodontics Residency Program
Intravenous Sedation Course
Overview of the Medical History and Physical Examination
Preparing the Office for Medical Emergencies
Management of Medical Emergencies
July 1997

USADENTAC, Fort Stewart, GA
Dental Activity Hunter Army Airfield
Savannah Dental Society
Hunter Army Airfield Officer's Club
Potpourri of Oral and Maxillofacial Surgery: Overview of the Scope and Emerging Technologies
August 16, 1997

Fort Bragg Dental Activity

Fort Bragg, NC

2year AEGD Program

Pathophysiology, Microbiology and Surgical Anatomy of Odontogenic Infections

Management of Odontogenic Infections

Maxillofacial Trauma

Management of Soft Tissue Wounds

Complications of Dentoalveolar Surgery

Implant Complications

August 1997

Augusta Dental Society

West Lake Country Club

Potpourri of Oral and Maxillofacial Surgery: Overview of the Scope and Emerging Technologies

January 1997

Patrick Air Force base

Melborne, FLA

OMS Consultant Visit

Pathophysiology, Microbiology and Surgical Anatomy of Odontogenic Infections

Management of Odontogenic Infections

Maxillofacial Trauma

Management of Soft Tissue Wounds

Complications of Dentoalveolar Surgery

April 1998

Mississippi Black Professional Conference/Mississippi Dental Association

Biloxi, Mississippi

Potpourri of Oral and Maxillofacial Surgery: Overview of the Scope and Emerging Technologies

Pathophysiology, Microbiology and Surgical Anatomy of Odontogenic Infections

May 1998

USADENTAC FT Gordon, Ga.

Dept of Periodontics

IV Sedation Course

Overview of the Medical History and Physical Examination

Preparing the Office for Medical Emergencies

Management of Medical Emergencies

July 1998

Fort Benning Dental activity

1year GDR Program

Pathophysiology, Microbiology and Surgical Anatomy of Odontogenic Infections

Management of Odontogenic Infections

Maxillofacial Trauma

Management of Soft Tissue Wounds

Complications of Dentoalveolar Surgery

August 1998

USADENCOM Implant Course

Fort Bragg, North Carolina

Advanced Implant Surgery

Biology of Bone Healing

Sept 16-18, 1998

USADENCOM Implant Course

Fort Hood, Texas

Advanced Implant Surgery

Biology of Bone Healing

Sept 23-25, 1998

Medical College of Georgia

Biological Sciences Lecture Series

Physiology of Skin and Mucosa Healing

Physiology of Bone Healing

Maxillofacial trauma: Management of Hard and Soft Tissue Trauma

October 19, 1998

USADENTAC FT Gordon, Ga.

Dept of Periodontics

IV sedation Course

Overview of the Medical History and Physical Examination

Preparing the office for medical emergencies

Management of medical emergencies

July 26-28, 1999

USA DENTAC Fort Benning 1yr GDR Program

Pathophysiology, Microbiology and Surgical Anatomy of Odontogenic Infections

Management of Odontogenic Infections

Maxillofacial Trauma

Management of Soft Tissue Wounds

Complications of Dentoalveolar Surgery

August 26-27, 1999

USADENTAC FT Gordon, Ga.

Dept of Periodontics

IV Sedation Course

Overview of the Medical History and Physical Examination

Preparing the Office for Medical Emergencies

Management of Medical Emergencies

July 10-12, 2000

USA DENTAC Fort Benning 1yr GDR Program
Pathophysiology, Microbiology and Surgical Anatomy of Odontogenic Infections
Management of Odontogenic Infections
Maxillofacial Trauma
Management of Soft Tissue Wounds
Complications of Dentoalveolar Surgery
Aug 24-25, 2000

Medical College of Georgia
Biological Sciences Lecture Series
Physiology of Skin and Mucosa Healing
Physiology of Bone Healing
Maxillofacial trauma: Management of Hard and Soft Tissue Trauma
October 10, 2000

USADENTAC FT Gordon, Ga.
Dept of Periodontics
IV Sedation Course
Overview of the Medical History and Physical Examination
Preparing the Office for Medical Emergencies
Management of Medical Emergencies
July 16-18, 2001

USA DENTAC Fort Polk, LA
Complications of Dentoalveolar Surgery
Management of Odontogenic Infections
Potpourri of Oral and Maxillofacial Surgery: Overview of the Scope and Emerging Technologies
Jan 6-8, 2002

USA DENTAC Fort Benning, GA 1yr GDR Program
Pathophysiology, Microbiology and Surgical Anatomy of Odontogenic Infections
Management of Odontogenic Infections
Maxillofacial Trauma
Management of Soft Tissue Wounds
Complications of Dentoalveolar Surgery
Feb 21-23, 2002

USADENTAC FT Gordon, GA
Alternate Wartimes Roles Lecture Series
Indications For Intravenous Therapy
Regional Anatomy for Venipuncture
Techniques for Venipuncture
Complications, and Management of Complications of Venipuncture

March 21, 2002

Georgia State Department of Corrections Dental Service
Macon, GA

Identification and Management of Common Complications of Dentoalveolar Surgery
April 16, 2002

Academy Of General Dentistry Mastership Course
Atlanta, GA

Potpourri of Oral and Maxillofacial Surgery: Overview of the Scope and Emerging Technologies
Pathophysiology, Microbiology and Surgical Anatomy of Odontogenic Infections
Management of Odontogenic Infections
What the Practitioner Should Know About Antibiotics Before Prescribing
Maxillofacial Trauma Overview
Management of Dentoalveolar Trauma
Management of Soft Tissue Wounds
Principles for Performing Complicated Extractions
Complications of Dentoalveolar Surgery
Preprosthetic Surgery For the General Dentist
Implant Applications in Oral and Maxillofacial Surgery
Advanced Implant Surgery
Biopsy Principles and Techniques
May 3-5, 2002

Madigan Army Medical Center
Tacoma, WA

Annual Army Oral and Maxillofacial Surgery Review Course
Implant History
Implant Geometries and Surface Characteristics
Implant Applications in Oral and Maxillofacial Surgery
May 7-10 2002

USADENTAC FT Gordon, GA
Alternate Wartimes Roles Lecture Series
810th Medical Company (DS), Durham, NC
Maxillofacial Trauma Overview
Management of Maxillofacial Hard and Soft Tissue Trauma
Etiology and Pathophysiology of Odontogenic Infections
Regional Anatomy of Odontogenic Infection (Fascial Spaces)
Surgical and Medical Management of Odontogenic Infections
June 11, 2002

USADENTAC FT Gordon, GA
Alternate Wartimes Roles Lecture Series
808th Medical Company (DS), Fort Sheridan, ILL
Maxillofacial Trauma Overview
Management of Maxillofacial Hard and Soft Tissue Trauma
Etiology and Pathophysiology of Odontogenic Infections
Regional Anatomy of Odontogenic Infection (Fascial Spaces)

Surgical and Medical Management of Odontogenic Infections

July 17, 2002

Medical College of Georgia

Biological Sciences Lecture Series

Physiology of Skin and Mucosa Healing

Physiology of Bone Healing

Maxillofacial trauma: Management of Hard and Soft Tissue Trauma

October 9, 2002

Medical College of Georgia

OMS Lecture Series

Implant Overview: Historical Overview, Bone physiology

April 2004

Medical College of Georgia

Conscious Sedation Course

Medical History Review of Systems for Conscious Sedation

Requirements for Conscious Sedation

May 6, 2004

Medical College of Georgia

OMS Lecture Series

Patient Diagnosis, Review of anatomical considerations, Basic Surgical techniques

May 2004

Medical College of Georgia

OMS Lecture Series

Advanced Surgical techniques, Clinical applications, Grafting techniques and materials

May 2004

Medical College of Georgia

OMS Lecture Series:Complications of Implant Surgery

May 2004

Medical College of Georgia

OMS Lecture Series

Odontogenic Infection: Host organism relationship, Host immune response, Local host defenses

June 2004

Medical College of Georgia

OMS Lecture Series

Odontogenic Infection: Microbiology of odontogenic infections, Anatomy of fascial space infections

June 2004

Medical College of Georgia

OMS Lecture Series

Odontogenic Infection: Diagnosis of odontogenic infections, Surgical and medical management

of odontogenic infections,

June 2004

Kenna S. Givens, MD Plastic Surgery Symposia

Overview of Endosseous Dental Implants

June 18, 2004

Medical College of Georgia

OMS Lecture Series

Complications of Dentoalveolar Surgery

June 29, 2004

MCG School of Dentistry Implant Course

Advanced Implant Surgery

Complications of Implant Surgery

July 12-15 2004

Area Health Education Centers Symposia

Overview of Oral and Maxillofacial Surgery

July 20, 2004

Medical College of Georgia

OMS Lecture Series

Nitrous Oxide Sedation: Indications, Contraindications

Pharmacology, Armamentarium, Technique

August, 17 2004

38th Parallel Dental Meeting

Yongsan, Korea

Potpourri of Oral and Maxillofacial Surgery: Overview of the Scope and Emerging Technologies

Pathophysiology, Microbiology and Surgical Anatomy of Odontogenic Infections

Management of Odontogenic Infections

What the Practitioner Should Know About Antibiotics Before Prescribing

Maxillofacial Trauma Overview

Management of Dentoalveolar Trauma

Management of Soft Tissue Wounds

Principles for Performing Complicated Extractions

Complications of Dentoalveolar Surgery

Preprosthetic Surgery For the General Dentist

Implant Applications in Oral and Maxillofacial Surgery

Advanced Implant Surgery

Biopsy Principles and Techniques

Nov 27-Dec 3 2004

Academy Of General Dentistry Mastership Course

Atlanta, GA

Potpourri of Oral and Maxillofacial Surgery: Overview of the Scope and Emerging Technologies

Pathophysiology, Microbiology and Surgical Anatomy of Odontogenic Infections

Management of Odontogenic Infections

What the Practitioner Should Know About Antibiotics Before Prescribing

Maxillofacial Trauma Overview

Management of Dentoalveolar Trauma

Management of Soft Tissue Wounds

Principles for Performing Complicated Extractions

Complications of Dentoalveolar Surgery

Preprosthetic Surgery For the General Dentist

Implant Applications in Oral and Maxillofacial Surgery

Advanced Implant Surgery

Biopsy Principles and Techniques

February 18-20, 2005

Fort Hood Texas Dental Activity

AEGD Program

Management of Odontogenic Infections

Maxillofacial Trauma Overview

Complications of Dentoalveolar Surgery

Potpourri of Oral and Maxillofacial Surgery: Overview of the Scope and Emerging Technologies

Killeen, TX

April 1-2, 2005

AO ASIF

Principles of Operative Treatment and Craniomaxillofacial Trauma and Reconstruction

OR Nurse Course

General Principles of Orthognathic Surgery

Myrtle Beach, SC

November 29, 2005

MCG SOD Advanced Oral and Maxillofacial Surgery Course

Medico-legal Considerations

Major Pre-prosthetic Surgery

Infection 1

Infection 2

Biopsy Principles and Techniques

Management of Cysts and Benign Tumors

Overview of the Maxillary Sinus and Sinusitis

Salivary Gland Disease

Dentoalveolar and Soft Tissue Trauma

Diagnosis and Management of Facial Fractures

Correction of Dentofacial Deformities

Tempromandibular Disorders

Cleft Lip and Palate

Maxillofacial Reconstruction

Jan-May 2006

MCG SOD Department of Oral Medicine Lecture Series

Pulmonary Assessment

Pulmonary Disease

January 9, 2006

GEORGIA Academy of General Dentistry Annual Meeting

Alanta, GA

Oral Surgery Pearls for the General Dentist

February 4, 2006

MCG SOD Intravenous Conscious Sedation Course

Conscious Sedation Patient Management in Dental Practice

Introduction to 9 Key Elements of Office Emergency Management

Pharmacology of Adjunctive Anesthetic Agents

Office Emergencies: Preparation of the office for emergencies

Introduction to, Airway Management, Complications and Resuscitation

Preparing For an Office Evaluation

Introduction to Medical Emergency Management in the Dental Office

Cardiac Assessment, Cardiovascular Disease and Patient Selection for Conscious Sedation Pt I

Cardiac Assessment, Cardiovascular Disease and Patient Selection for Conscious Sedation PT II

Sedation and the Geriatric Patient

From Presedation Evaluation to Patient Discharge: Putting It All Together

The role of oral pre-medication in conscious sedation in dentistry. The use of oral techniques with other techniques in conscious sedation

Augusta, GA

February 8-12, 2006

Augusta Tech Dental Assisting Program

Nitrous Oxide Inhalational Anesthesia:

Indications, Pharmacology, Armamentarium, Review of Technique

Augusta, GA

Feb 18, 2006

MCG SOD Oral Implantology Course

Overview Surgical Implant Placement

Dental Implant Site Development and Preservation

February 22, 2006

MCG SOD Medically Compromised Patient Course

Pulmonary Disease

March 6, 2006

AO ASIF

Principles of Operative Treatment and Craniomaxillofacial Trauma and Reconstruction

OR Nurse Course

General Principles of Orthognathic Surgery

Providence, RI

March 18, 2006

MCG SOD Intravenous Conscious Sedation Course
Conscious Sedation Patient Management in Dental Practice
Introduction to 9 Key Elements of Office Emergency Management
Pharmacology of Adjunctive Anesthetic Agents
Office Emergencies: Preparation of the office for emergencies
Introduction to, Airway Management, Complications and Resuscitation
Preparing For an Office Evaluation
Introduction to Medical Emergency Management in the Dental Office
Cardiac Assessment, Cardiovascular Disease and Patient Selection for Conscious Sedation Pt I
Cardiac Assessment, Cardiovascular Disease and Patient Selection for Conscious Sedation PT II
Sedation and the Geriatric Patient
From Presedation Evaluation to Patient Discharge: Putting It All Together
The role of oral pre-medication in conscious sedation in dentistry. The use of oral techniques with other techniques in conscious sedation
Augusta, GA
April 12-16, 2006

Tripler Army Medical Center
Department of Oral and Maxillofacial Surgery
Schofield Army Dental Activity 1 year GPR Program
Management of the Naso-Orbital-Ethmoid Fracture
Potpourri of Oral and Maxillofacial Surgery: Overview of the Scope and Emerging Technologies
Complications of Dentoalveolar Surgery
Pathophysiology, Microbiology and Surgical Anatomy of Odontogenic Infections
Advanced Implant Surgery
Honolulu, HI
May 12-14 2006

MCG SOD Intravenous Conscious Sedation Course
Conscious Sedation Patient Management in Dental Practice
Introduction to 9 Key Elements of Office Emergency Management
Pharmacology of Adjunctive Anesthetic Agents
Office Emergencies: Preparation of the office for emergencies
Introduction to, Airway Management, Complications and Resuscitation
Preparing For an Office Evaluation
Introduction to Medical Emergency Management in the Dental Office
Cardiac Assessment, Cardiovascular Disease and Patient Selection for Conscious Sedation Pt I
Cardiac Assessment, Cardiovascular Disease and Patient Selection for Conscious Sedation PT II
Sedation and the Geriatric Patient
From Presedation Evaluation to Patient Discharge: Putting It All Together
The role of oral pre-medication in conscious sedation in dentistry. The use of oral techniques with other techniques in conscious sedation
Augusta, GA

May 14-18, 2006

Georgia Dental Society
Annual Meeting
Complications of Dentoalveolar Surgery
Pearls for the General Dentist
Miami, Florida
June, 14 2006

AO ASIF
Principles of Operative Treatment and Craniomaxillofacial Trauma and Reconstruction OR
Nurse Course
General Principles of Orthognathic Surgery
Little Rock, AK
July 8, 2006

MCG School of Dentistry
Dental Implantology Course
Advanced Implant Surgery
Implant Complications
Risk Management and Informed Consent for Implant
Surgery
Augusta, GA
July 19, 2006

MCG SOD Intravenous Conscious Sedation Course
Lectures as noted in previous courses
Augusta, GA
October 11-15, 2006

MCG SOD Intravenous Conscious Sedation Course
Lectures as noted in previous courses
Augusta, GA
December 13-17, 2006

MCG SOD MCG SOD Advanced Oral and Maxillofacial Surgery Course
Lectures as noted in previous courses
Augusta, GA
January-May 2007

MCG SOD Intravenous Conscious Sedation Course
Lectures as noted in previous courses
Augusta, GA
January 17-21, 2007

MCG SOD Oral Implantology Course
Antral Augmentation
February 16, 2007

Augusta Tech Dental Assisting Program
Nitrous Oxide Inhalational Anesthesia:
Indications, Pharmacology, Armamentarium, Review of Technique
Augusta, GA
Feb 12, 2007

MCG SOD Medically Compromised Patient Course
Pulmonary Disease
March 8, 2007

MCG SOD Intravenous Conscious Sedation Course
Lectures as noted in previous courses
Augusta, GA
March 14-18, 2007

MCG SOD Intravenous Conscious Sedation Course
Lectures as noted in previous courses
Augusta, GA
May 9-13, 2007

Madigan Army Medical Center
Oral and Maxillofacial Surgery Short Course
Trauma in the Civilian World
Gun Shot Wounds & Reconstruction
Office Emergencies
Dental Implants & Pre-Prosthetic Surgery
Complications of Dentoalveolar Surgery
Tacoma, Washington
May 14-18, 2007

MCG School of Dentistry
Dental Implantology Course
Advanced Implant Surgery
Implant Complications
Risk Management and Informed Consent for Implant Surgery
Augusta, GA
July 19, 2007

MCG SOD Intravenous Conscious Sedation Course
Lectures as noted in previous courses

Augusta, GA
August 15-19, 2007

MCG SOD Intravenous Conscious Sedation Course
Lectures as noted in previous courses
Augusta, GA
November-December 2007

MCG SOD SOD Advanced Oral and Maxillofacial Surgery Course
Lectures as noted in previous courses
Augusta, GA
January-May 2007

MCG SOD Intravenous Conscious Sedation Course
Lectures as noted in previous courses
Augusta, GA
January-February 2008

Academy Of General Dentistry Mastership Course
Atlanta, GA
Potpourri of Oral and Maxillofacial Surgery: Overview of the Scope and Emerging Technologies
Pathophysiology, Microbiology and Surgical Anatomy of Odontogenic Infections
Management of Odontogenic Infections
What the Practitioner Should Know About Antibiotics Before Prescribing
Maxillofacial Trauma Overview
Management of Dentoalveolar Trauma
Management of Soft Tissue Wounds
Principles for Performing Complicated Extractions
Complications of Dentoalveolar Surgery
Preprosthetic Surgery For the General Dentist
Implant Applications in Oral and Maxillofacial Surgery
Advanced Implant Surgery
Biopsy Principles and Techniques
February 1-3, 2008

Augusta Tech Dental Assisting Program
Nitrous Oxide Inhalational Anesthesia:
Indications, Pharmacology, Armamentarium, Review of Technique
Augusta, GA
Feb 20, 2008

MCG SOD Intravenous Conscious Sedation Course
Lectures as noted in previous courses
Augusta, GA
March-April 2008

MCG Dental Implantology Maxi Course
Implants and the Medically Compromised Patient

Atlanta, GA
April 19, 2008

MCG SOD Intravenous Conscious Sedation Course
Lectures as noted in previous courses
Augusta, GA
May-June 2008

MCG School of Dentistry
Dental Implantology Course
Advanced Implant Surgery
Implant Complications
Risk Management and Informed Consent for Implant
Surgery
Augusta, GA
July 2008

MCG SOD Intravenous Conscious Sedation Course
Lectures as noted in previous courses
Augusta, GA
August-September 2008

MCG SOD Intravenous Conscious Sedation Course
Lectures as noted in previous courses
Augusta, GA
November-December 2008

MCG SOD Department of Oral Medicine Lecture Series
Cardiac /Pulmonary Assessment
Jan 5, 2009

MCG SOD Department of Oral Medicine Lecture Series
Pacemakers, Defibrillators, and Arrhythmias
Jan 5, 2009

Augusta Tech Dental Assisting Program
Nitrous Oxide Inhalational Anesthesia:
Indications, Pharmacology, Armamentarium, Review of Technique
Augusta, GA
Feb 15, 2009

MCG SOD Intravenous Conscious Sedation Course
Lectures as noted in previous courses
Augusta, GA
March-April 2009

MCG SOD Department of Oral Medicine Lecture Series
Overview of Pulmonary Disease; Pulmonary Assessment

March 2, 2009

MCG SOD Department of Oral and Maxillofacial Radiology Lecture Series
Advanced Oral and Maxillofacial Imaging: It's application to the management of complex trauma, pathologic resection and reconstruction, and implant rehabilitation,
March 24, 2009

MCG SOD Intravenous Conscious Sedation Course
Lectures as noted in previous courses
Augusta, GA
May-June 2009

MCG School of Dentistry
Dental Implantology Course
Advanced Implant Surgery
Implant Complications
Risk Management and Informed Consent for Implant Surgery
Augusta, GA
July 2009

LAODI Implant Conference
Preparation of The office for emergencies
Review of the Emergency Drug Kit
Miami Hilton, Miami, Fla
August 20-21, 2009

MCG SOD Intravenous Conscious Sedation Course
Lectures as noted in previous courses
Augusta, GA
August- September 2009

South Carolina State Dental Society
Bisphosphonate Associated Osteonecrosis of the Jaws
Marriott Hotel
Columbia, SC
October 6, 2009

MCG SOD Intravenous Conscious Sedation Course
Lectures as noted in previous courses
Augusta, GA
November-December 2009

Georgia AGD Fall CE/Hands on Surgery Course
Exodontia principles
Preprosthetic Surgery for the General Dentist
Complications of Dentoalveolar Surgery

Principles for the Management of Impacted Teeth
Intraoral Biopsy Principles
Bisphosphonate Induced Osteonecrosis of the Jaws
Pig jaw hands on Surgery Course
November 20-21, 2009
Athens, GA.

MCG SOD Last Chance CE Series
Preparation of the Office for Emergencies
December 4, 2009

Augusta Tech Dental Assisting Program
Overview of Nitrous Oxide/O2 Inhalation Sedation
Indications, Contraindications, Pharmacology, Armamentarium, and
Technique
Feb 15, 2010
MCG SOD

MCG/AAID Dental Implant Course
Dental implants and infection
Management of Office Emergencies /
Interactive maniquin simulation lab
March 4-7, 2010
Mariott Hotel, Augusta GA
MCG Interactive Simulation Lab

Georgia Academy of General Dentistry Master Trac Course
Hands on Surgery Course
Exodontia principles
Preprosthetic Surgery for the General Dentist
Complications of Dentoalveolar Surgery
Principles for the Management of Impacted Teeth
Intraoral Biopsy Principles
Bisphosphonate Induced Osteonecrosis of the Jaws
June 4-6, 2010
Hilton perimeter Hotel, Atlanta, GA

AO North America
Multispecialty ORP Course
RIF of Comminuted Mandible Fractures
June 27-27, 2010
Westin Lombard Yorktown Center
Lombard, Ill

MCG SOD Intravenous Conscious Sedation Course

Lectures as noted in previous courses

Augusta, GA

August- September 2010

Georgia AGD Fall CE/Hands on Surgery Course

Review of Bisphosphonate Induced Osteonecrosis

Frequent Misconceptions in the Management of Office Emergencies

Preparation of the Office Physical Plant, and Personnel to Manage Office Emergencies

Review of Emergency Drugs

Review of Common Office Emergency Scenarios

Pig jaw hands on Surgery Course

September 17-18

Athens, GA.

MCG SOD Intravenous Conscious Sedation Course

Lectures as noted in previous courses

Augusta, GA

November-December 10. 2010

American Dental Society of Anesthesia

General Anesthesia and Deep Sedation Winter Course

Pharmacologic and Other Considerations for the Prevention of Post Operative Nausea and Vomiting

Misconceptions in the Management of Medical Emergencies in the Dental office When Midazolam, Fentanyl, and propofol Aren't Doing the Job

Review of basic Emergency Drugs

Renaissance Chicago Hotel, Chicago, Ill December 5-6, 2010

MCG SOD Intravenous Conscious Sedation Course

Lectures as noted in previous courses

Augusta, GA

Jan-Feb, 2011

American Society of Maxillofacial Surgeons Advanced Course

Maxillofacial Trauma/Facial Bone Osteotomies

Jacksonville. Fla

February 18-20, 2011

MCG SOD Intravenous Conscious Sedation Course
Lectures as noted in previous courses

Augusta, GA
March-April, 2011

MCG/AAID Dental Implant Course
Dental implants and infection

March 3, 2011
Mariott Hotel, Augusta GA

Mongalo Implant Institute
Anatomical/ Surgical Considerations and Techniques for Antral Augmentation

May 11-14, 2011
Marriott Casa Magna
Peurta Vallarta, Mexico

MCG SOD Intravenous Conscious Sedation Course
Lectures as noted in previous courses

Augusta, GA
May-June, 2011

Georgia Academy of General Dentistry Master Trac Course
Oral and maxillofacial Surgery Overview

June 5, 2011
Hilton perimeter Hotel, Atlanta, GA

MCG SOD Intravenous Conscious Sedation Course
Lectures as noted in previous courses

Augusta, GA
August-September, 2011

Mongalo Implant Institute
Anatomical/ Surgical Considerations and Techniques for Antral Augmentation

September 20-24, 2011
Marriott Casa Magna
Peurta Vallarta, Mexico

GHSU CDM Continuing Education
Misconceptions in the Management of Emergencies in the Dental Office
Overview of Odontogenic Infection
Brasstown Lodge
Brasstown, GA
October 14-15, 2011

Fort Benning Dental Activity AEGD Program
Exodontial Principles
Impacted teeth/Complicated Dentoalveolar Surgery
Complications of Dentoalveolar Surgery
Preprosthetic Surgery
Fort Benning, GA November 16-17, 2011

MCG SOD Intravenous Conscious Sedation Course
Lectures as noted in previous courses
Augusta, GA
November-December, 2011

GHSU Last Minute CE
Review of management of Office Emergencies
Alumni Center GHSU
December 2, 2011

GHSU CODM Intravenous Conscious Sedation Course
Lectures as noted in previous courses
GHSU CODM
Augusta, GA
January 11-15, 2012 Classroom
January 16-February 24, 2012 Hands on Clinical Portion

MCG/AAID Dental Implant Course
Dental Implants and Infection
Healing of Dental Implants
Key Focus Points in the management of office Emergencies: The Doctor, the Ancillaries, and the Physical Plant/Equipment and Drugs
March 1, 2012
Wingate by Wyndam Hotel
Atlanta, GA 30312

GHSU CODM Intravenous Conscious Sedation Course

Lectures as noted in previous courses

GHSU CODM

Augusta, GA

March 14-18, 2012 Classroom

March 19-23, April 1- 27, 2012 Hands on Clinical Portion

Mongalo Live Implant Course

Overview of Antral Augmentation , Review of the Anatomy, Surgical Techniques,
And Management of Complications

March 25-31, 2012

Marriott Casa Magna, and The Mongalo Implant Institute

Puerto Vallarta, Mexico

AO Operating Room Personnel Course

Fundamentals of Orthognathic Surgery

May 5, 2012

Waverly Hotel

Atlanta, GA

GHSU CODM Intravenous Conscious Sedation Course

Lectures as noted in previous courses

GHSU CODM

Augusta, GA

May 16-20, 2012 Classroom

May 21-June 23, 2012 Hands on Clinical Portion

Palmetto Medical Dental and Pharmaceutical Association

Athletic Maxillofacial Trauma and Trauma Overview

Review of Odontogenic Infections and Their Management

May 26, 2012

Marriott Hotel

Columbia, SC

GHSU CE Course: Management of Emergencies in the Dental Office

Why is a strategy for managing office emergencies important

Misconceptions in the management of office emergencies

Management of common emergency scenarios

June 1-2, 2012

GHSU Allied Health Auditorium
Augusta, GA

GHSU CODM Intravenous Conscious Sedation Course

Lectures as noted in previous courses

GHSU CODM

Augusta, GA

May 16-20, 2012 Classroom

May 21-June 23, 2012 Hands on Clinical Portion

GHSU CODM Intravenous Conscious Sedation Course

Lectures as noted in previous courses

GHSU CODM

Augusta, GA

August 15-20, 2012 Classroom

August 20-September 21, 2012 Hands on Clinical Portion

Mongalo Live Implant Course

Overview of Antral Augmentation, Review of the Anatomy, Surgical Techniques,
And Management of Complications

September 9-15, 2012

Marriott Casa Magna, and The Mongalo Implant Institute

Peurta Vallarta, Mexico

GHSU CODM Intravenous Conscious Sedation Course

Lectures as noted in previous courses

GHSU CODM

Augusta, GA

October 17-21, 2012 Classroom

October 22-November 16, 2012 Hands on Clinical Portion

AO Operating Room Personnel Course

Fundamentals of Orthognathic Surgery

November 2, 2012

The Henry Hotel

Dearborn, MI

GHSU CODM Intravenous Conscious Sedation Course

Lectures as noted in previous courses

GHSU CODM

Augusta, GA

January 16-20, 2013 Classroom
January 20-February 22, 2013 Hands on Clinical Portion

MCG/AAID Dental Implant Course
Dental Implants and Infection
Healing of Dental Implants
Key Focous Points in the management of office Emergencies: The Doctor, the Ancillaries, and the Phsical Plant/Equipment and Drugs
March 7, 2013
Wingate by Wyndam Hotel
Atlanta, GA 30312

GHSU CODM Intravenous Conscious Sedation Course
Lectures as noted in previous courses
GHSU CODM
Augusta, GA
March 13-17, 2013 Classroom
March 18-April 26, 2013 Hands on Clinical Portion

Palmetto Medical Dental and Pharmaceutical Association
Overview of the Management of Office Emergencies with Emphasis on the Office/Physical Plant, the Equipment, the Doctor, the Ancillaries and Administrative Personal
Review of the Action Plan for Management of Office Emergencies
April 21, 2013
Marriott Hotel and Spa
Myrtle Beach, SC

Graduate Prosthetic Residency Program
Advanced Preprosthetic Surgery and Soft Tissue Management
GRU College of Dental Medicine
April 25, 2013

GHSU CODM Intravenous Conscious Sedation Course
Lectures as noted in previous courses
GHSU CODM
Augusta, GA
May 14-19, 2013 Classroom
May 20-June 28, 2013 Hands on Clinical Portion

Mongalo Live Implant Course
Overview of Antral Augmentation
Review of the Anatomy
Surgical Techniques Overview
Management of Complications
June 1-8, 2013
Bahia Principe Resort
Dominican Republic

GHSU CE Course: Management of Emergencies in the Dental Office
Why is a strategy for managing office emergencies important?
Misconceptions in the management of office emergencies
Management of common emergency scenarios
August 9-10, 2013
GHSU Allied Health Auditorium
Augusta, GA

AO Operating Room Personnel Course
Fundamentals of Orthognathic Surgery
September 7, 2013
Sheraton River Walk Hotel
Tampa, Florida

Hiossen Dental Implant Course
Surgical Anatomy for the Implant Dentist
Radiology for the Implant Dentist
Overview of Sutures and Suturing Techniques
Surgical Principles
Complications with Placing Implants
September 21, 2013
Comfort Suites Perimeter
Atlanta, GA 30312

Augusta Dental Society
Key Components in the Management of Office Emergencies
September 10, 2013
West Lake Country Club
Augusta, GA 30907

Hiossen Dental Implant Course
Live Hands on Training
Review of Surgical Technique
Patient Selection
September 28, 2013
Dr. Lattiere Private Office
Atlanta, GA 30312

GHSU CE Course: Management of Emergencies in the Dental Office
Why a Strategy for Managing Office Emergencies Important
Misconceptions in the Management of Office Emergencies
Management of Common Emergency Scenarios
Hands on Simulation Training
October 4-5, 2013
GHSU Allied Health Auditorium
Augusta, GA

GHSU CODM Intravenous Conscious Sedation Course
Lectures as noted in previous courses
GHSU CODM
Augusta, GA
October 16-20, 2013 Classroom
October 21-December 4, 2013 Hands on Clinical Portion

US Army DENTAC Fort Jackson
1 Year AEGD Program
Principles of Exodontia
Complicated Exodontia
Complications of Dentoalveolar Surgery
Preprosthetic Surgery
Odontogenic Infection Overview: Pathophysiology, Microbiology, Anatomic
Considerations, Diagnosis, Medical and Surgical Management
November 21-22, 2013
USADENTAC Fort Jackson, SC

Georgia Department of Corrections Dental Annual Meeting
Complicated Exodontia and Associated Complications of Dentoalveolar Surgery
December 19, 2013

Forsyth, GA

GHSU CODM Intravenous Conscious Sedation Course
Lectures as noted in previous courses

GHSU CODM

Augusta, GA

January 15-19, 2014 Classroom

Jan 20-February 28, 2014 Hands on Clinical Portion

Georgia AGD Annual Meeting

Oral Surgery for the General Dentist

Suturing Techniques/Hands on Pig Lab

January 24-25, 2014

Marriott Century Center

Atlanta, GA 30345

GHSU CODM Intravenous Conscious Sedation Course
Lectures as noted in previous courses

GHSU CODM

Augusta, GA

March 12-16, 2014 Classroom

March 17-May 2, 2014 Hands on Clinical Portion

MCG/AAID Dental Implant Course

Dental Implants and Infection

Healing of Dental Implants

Key Focus Points in the management of office Emergencies: The Doctor, the
Ancillaries, and the Physical Plant/Equipment and Drugs

March 13, 2014

Wingate by Wyndam Hotel

Atlanta, GA 30312

Graduate Prosthetic Residency Program

Management of Office Emergencies:

The Office, the Equipment, The Doctor and Ancillaries

GRU College of Dental Medicine

March 20, 2014

Mongalo Live Implant Training Course

Overview of Antral Augmentation

Surgical Anatomy for the Implant Dentist

Surgical Techniques Overview
Management of Complications
March 22-29, 2014
Los Mariner Resort and Spa
Dominican Republic

Gwinnett Medical Center's Facial Trauma and Reconstruction Conference
Naso-Orbital-Ethmoid (NOE) Fractures
Contemporary approaches to treatment of NOE fractures
A sequential operative treatment plan to address such injuries
Management and complications of these NOE Fractures
May 3, 2014
Gwinnett Medical Center
Gwinnett, Georgia

GHSU CODM Intravenous Conscious Sedation Course
Lectures as noted in previous courses
GHSU CODM
Augusta, GA
May 14-18, 2014 Classroom
May 19-June 27, 2014 Hands on Clinical Portion

Medical Emergencies in the Dental Office CE Course
Preparation for Emergencies: Review of the Office Physical Plant, Emergency Equipment, the Doctor, Ancillaries, and Staff
Preparation for Emergencies: Principles for Prevention, Aids to Recognition, and a Plan for Response
Patient Assessment and Special Populations: The Geriatric Patient; The Obese Patient; and The Pregnant Patient
Review and Management of Common Office Emergencies
June 20-22, 2014
Marina Inn at Grand Dunes
Myrtle beach, South Carolina

GRU CODM Intravenous Conscious Sedation Course
Lectures as noted in previous courses
GHSU CODM
Augusta, GA
August 13-17, 2014 Classroom
August 18-September 26, 2014 Hands on Clinical Portion

GRU CODM Intravenous Conscious Sedation Course
Lectures as noted in previous courses
GHSU CODM
Augusta, GA
October 15-19, 2014 Classroom
October 20-December 6, 2014 Hands on Clinical Portion

Mongalo Live Implant Training Course
Surgical Anatomy for the Implant Dentist
Basic Implant Surgical technique
Principles of Flap Design
Review of Suturing Techniques
Management of Complications
November 10, 2014
Los Mariner Resort and Spa
Dominican Republic

GRU CODM Intravenous Conscious Sedation Course
Lectures as noted in previous courses
GHSU CODM
Augusta, GA
January 14-18, 2015 Classroom
January 19-March 5, 2015 Hands on Clinical Portion

GRU CODM Intravenous Conscious Sedation Course
Lectures as noted in previous courses
GHSU CODM
Augusta, GA
March 11-16, 2015 Classroom
March 17-May 2, 2015 Hands on Clinical Portion

GRU CODM Intravenous Conscious Sedation Course
Lectures as noted in previous courses
GHSU CODM
Augusta, GA
May 13-17, 2015 Classroom
May 18-July 1, 2015 Hands on Clinical Portion

GRU/AAID Maxi-Course.

Medical Evaluation for Dentoalveolar/Implant Surgery

Medical Emergencies and the Surgery Patient

Physiology of Inflammation, Wound Healing/Infection

Review of Osseointegration and What Effects it has During Healing Phase

May 14, 2015

GRU Alumni Center

Augusta, Georgia

GRU General Dentistry Symposium

Office Emergencies: Are You Ready?

Pharmacology of Basic Emergency Medications

Complex Exodontia for the General Practitioner

Pre-prosthetic Surgery for the General Practitioner

July 3-5, 2015

King and Prince Beach Resort

St. Simons Island, GA 31522

Oral Surgery Hands On Surgical Course

Complicated Exodontia

Principles of Flap Design

Review of Suturing Techniques

August 8, 2015

Biohorizons Implant Corporate Center

Birmingham. Alabama

GRU CODM Intravenous Conscious Sedation Course

Lectures as noted in previous courses

GHSU CODM

Augusta, GA

August 12-16, 2015 Classroom

August 17-October 2, 2015 Hands on Clinical Portion

Mongalo Oral Surgery Hands on Course

Complicated Exodontia

Overview of Preprosthetic Surgery

Principles of Flap Design

Review of Suturing Techniques

Complications of Dentoalveolar Surgery

August 22, 2015
Guadalajara, Mexico
Affordable Dentures and Implant Leadership Conference
Medical Emergencies in the Dental Practice:
Preparation of the Office for Medical Emergencies
Common Misconceptions in the Management of Office Emergencies
Pharmacology of Basic Emergency Medications

October 1, 2015
Hyatt Regency Resort and SPA
Scottsdale, Arizona

GRU CODM Intravenous Conscious Sedation Course
Lectures as noted in previous courses
GHSU CODM
Augusta, GA
October 14-18, 2015 Classroom
October 19-December 5, 2015 Hands on Clinical Portion

Mongalo Third Molar Surgery Course
Complicated Exodontia
Overview of Preprosthetic Surgery
Principles of Flap Design
Review of Suturing Techniques
Techniques for Removal of Impacted Third Molars
October 22, 2015
Guadalajara, Mexico

Affordable Leadership Conference
A comprehensive review of Pre-prosthetic Surgery for the General Dentist
November 20, 2015
Airport Marriott
Atlanta, Georgia

Mongalo Live Implant Training Course
Surgical Anatomy for the Implant Dentist
Basic Implant Surgical technique
Principles of Flap Design
Review of Suturing Techniques
February 7, 2016
Guadalajara, Mexico

Academy of General Dentistry Master Track Symposium
Medical Evaluation of the Dentoalveolar Surgery Patient
Complex Exodontia for the General Dentist
Principles of Mucogingival Flap Design, Reflection, and Mobilization
Basic Suturing principles, Techniques, and Armamentarium
Review of Preprosthetic Surgery for the Dental Practitioner
Principles in the Management of the Impacted Third Molar for the General Dentist
Complications of Dentoalveolar Surgery
Odontogenic Infections Part 1:
 Host Defenses: Local, Cellular and Humoral
 Pathophysiology
 Microbiology
 Anatomic considerations
Odontogenic Infections Part 2:
 Radiologic Evaluation
 Diagnosis
 Management principles
 Principles of Treatment
Alveolar Ridge management: Socket Grafting
Misconceptions in the Management of Dental Office Medical Emergencies
Key Focus Points in the Management of Medical Emergencies
Evaluation of the Office, Equipment and Personnel for Medical Emergencies
Airway Management and Resuscitation for the Dental Practitioner
Prevention, Recognition, and Development of a Basic Action Plan
Management of Common Office Emergencies
Soft Tissue Biopsy Principles and Techniques for the General Dentist
May 6-7, 2016
Atlanta, GA

Intravenous Conscious Sedation Course

Lectures as noted in previous courses
Augusta University Dental College of Georgia
Augusta, GA
May 11-15, 2016 Classroom
May 16-July 1, 2016 Hands on Clinical Portion

Live Implant Training

Anatomic Considerations for the Maxilla and Mandible for the Implant Dentist:

“Identification of Anatomic Potholes “

Complex Exodontia

Principles for Mucogingival Flap Design Development and Mobilization

Suturing Principles and Armamentarium

Control of Hemorrhage and Hemostatic Agents for the Implant Dentist

Patient Evaluation

June 4-11, 2016

Guadalajara, Mexico

HIOSEN Implant Course

Anatomic Considerations for the Maxilla and Mandible for the Implant Dentist:

“Identification of Anatomic Potholes “Complex Exodontia

Principles for Mucogingival Flap Design Development and Mobilization

Suturing Principles and Armamentarium

Anatomic Considerations of the Maxillary Sinus, and Commonly Encountered Complications

Antral Augmentation using the Caldwell Luc Lateral Window Approach

Antral Augmentation using the Intracrestal approach

Antral Augmentation using the Lateral Window Kit

June 24-25, 2016

Atlanta, Georgia

Intravenous Conscious Sedation Course

Lectures as noted in previous courses

Augusta University Dental College of Georgia

Augusta, GA

August 11-14, 2016 Classroom

August 15- September 19, 2016

Intravenous Conscious Sedation Course

Lectures as noted in previous courses

Augusta University Dental College of Georgia

Augusta, GA

October 12-16, 2016 Classroom

October 17-December 5, 2016 Hands on Clinical Portion

Advanced Oral and Maxillofacial Surgery

Principles Complex Exodontia Part I

Medicolegal Considerations

OMFS 5003

AU Educational Commons 1110

January 10, 2017

Intravenous Conscious Sedation Course

Lectures as noted in previous courses

Augusta University Dental College of Georgia

Augusta, GA

January 11-15, 2017 Classroom

January 15-February 27, 2017 Hands on Clinical Portion

Advanced Oral and Maxillofacial Surgery

Principles of Complex Exodontia Part II

Principles of Tissue Re-approximation and Suturing

OMFS 5003

AU Educational Commons 1110

January 17, 2017

Factors Critical for Managing Office Medical Emergencies

Pharmacology of Emergency Medications

Georgia Academy of General Dentistry

Atlanta Century City Marriott Hotel

January 26-28, 2017

Advanced Oral and Maxillofacial Surgery

Microbiological and Anatomic Considerations of Odontogenic Infection

Advanced Oral and Maxillofacial Surgery

OMFS 5003 Lecture Series

AU Educational Commons 1110

January 24, 2017

Anatomic Considerations for Maxillary and Mandibular Local Anesthesia

DANA 5002

CL 1103

January 30, 2017

Advanced Oral and Maxillofacial Surgery

Principles in the Diagnosis and Clinical Management of Odontogenic Infection

OMFS 5003 Lecture Series

AU Educational Commons 1110

January 31, 2017

Advanced Oral and Maxillofacial Surgery

Oral Biopsy Principles and Techniques

OMFS 5003 Lecture Series

AU Educational Commons 1110

February 7, 2017

Advanced Oral and Maxillofacial Surgery

Management of Odontogenic Cysts and Tumors

OMFS 5003 Lecture Series

AU Educational Commons 1110

February 14, 2017

Advanced Oral and Maxillofacial Surgery

Anatomic and Clinical Consideration of the Maxillary Sinus

OMFS 5003 Lecture Series

AU Educational Commons 1110

February 21, 2017

Indications for Orthognathic Surgery

Review of Commonly Used Orthognathic Surgery Osteotomies

Common Complications of Orthognathic Surgery

Georgia School of Orthodontics

Atlanta, Georgia

February 24, 2017

Advanced Oral and Maxillofacial Surgery

Salivary Gland Disorders

OMFS 5003 Lecture Series

AU Educational Commons 1110

March 7, 2017

Orthodontic Lecture Series

Review of Head and Neck Anatomy for the Orthodontic Resident

Orthodontic Conference Room DCG

March 13, 2017

Advanced Oral and Maxillofacial Surgery

Overview of Dentoalveolar and Soft Tissue Trauma

OMFS 5003 Lecture Series

AU Educational Commons 1110

March 14, 2017

Intravenous Conscious Sedation Course

Lectures as noted in previous courses

Augusta University Dental College of Georgia

Augusta, GA

March 15-19, 2017 Classroom

March 20-May 5, 2017 Hands on Clinical Portion

Advanced Oral and Maxillofacial Surgery

Management of Facial Bone Fractures

OMFS 5003 Lecture Series

AU Educational Commons 1110

March 21, 2017

Advanced Oral and Maxillofacial Surgery

Correction of Dentoskeletal Deformities

OMFS 5003 Lecture Series

AU Educational Commons 1110

March 28, 2017

Maxillary Sinus Grafting: Review of Common Techniques

Implant 5001

AU Educational Commons 1110

April 10, 2017

Advanced Oral and Maxillofacial Surgery

Overview of Temporomandibular Disorders

OMFS 5003 Lecture Series

AU Educational Commons 1110

April 11, 2017

Grad Pros Lecture Series

Suturing Principles and Techniques

Hands on Techniques Course

Grad pros Conference room

April 17, 2017

Advanced Oral and Maxillofacial Surgery

Overview of Cleft Lip and Palate

OMFS 5003 Lecture Series

AU Educational Commons 1110

April 18, 2017

Advanced Oral and Maxillofacial Surgery

Principles of Maxillofacial Reconstruction

OMFS 5003 Lecture Series

AU Educational Commons 1110

April 25, 2017

Review of Head and Neck Anatomy for the Orthodontic Resident

Management of Office Medical Emergencies

Georgia School of Orthodontics

Atlanta, Georgia

April 28, 2017

Full Thickness Mucoperiosteal Flap Design and Execution

Graduate Prosthodontics

Grad Pros Conference Room DCG

May 8, 2017

Intravenous Conscious Sedation Course

Lectures as noted in previous courses

Augusta University Dental College of Georgia

Augusta, GA

May 17-21, 2017 Classroom

May 22-June 30, 2017 Hands on Clinical Portion

Oral Surgery for the General Dentist:

Patient Assessment

Complex Exodontia

Preprosthetic Surgery

Complications of Dentoalveolar Surgery

AGD Annual Meeting

Caesars Palace, Las Vegas
July 13-16, 2017

DCG Implant Symposia (CLCR 8014 Implant Dentistry Course)

Implant Informed Consent

Implant Risk Assessment and Management

Educational Commons

July 19, 2017

Brighter Way Dental Institute

Live Surgery Course Teaching Faculty

Phoenix, Arizona

August 2-5, 2017

Intravenous Conscious Sedation Course

Lectures as noted in previous courses

Augusta University Dental College of Georgia

Augusta, GA

August 16-20, 2017

August 21-September 5, 2017 Hands on Clinical Portion

Factors Critical For Managing Dental Office Medical Emergencies

Indications and Pharmacology of Emergency Medications

South Carolina Central District Dental Society meeting

Columbia, South Carolina

September 8, 2017

Overview of Preprosthetic Surgery

Pros 5001

AU DCG Simulation Lab

September 25, 2017

Intravenous Conscious Sedation Course

Lectures as noted in previous courses

Augusta University Dental College of Georgia

Augusta, GA

October 11-15, 2017 Classroom

October 16-November 30, 2017 Hands on Clinical Portion

Fundamentals in History Taking and Patient Assessment

SNDA Group Presentation
AU Educational Commons
October 24, 2017

Principles of Preprosthetic Surgery

Affordable Dentures and Implants
Airport Marriott Hotel
Atlanta, Georgia
November 3, 2017

Brighter Way Dental Institute

Live Surgery Course Teaching Faculty
Phoenix, Arizona
December 6-9, 2017

Principles Complex Exodontia Part I

Medicolegal Considerations
Advanced Oral and Maxillofacial Surgery
OMFS 5003
AU Educational Commons 1110
January 9, 2018

Intravenous Conscious Sedation Course

Lectures as noted in previous courses
Augusta University Dental College of Georgia
Augusta, GA
January 10-14, 2018 Classroom sessions
January 15-March 2, 2018

Principles of Complex Exodontia Part II

Principles of Tissue Re-approximation and Suturing
Advanced Oral and Maxillofacial Surgery
OMFS 5003
AU Educational Commons 1110
January 16, 2018

Microbiological and Anatomic Considerations of Odontogenic Infection

Advanced Oral and Maxillofacial Surgery

OMFS 5003 Lecture Series
AU Educational Commons 1110
January 23, 2018

Principles in the Diagnosis and Clinical Management of Odontogenic Infection

Advanced Oral and Maxillofacial Surgery

OMFS 5003 Lecture Series

AU Educational Commons 1110

January 30, 2018

Oral Biopsy Principles and Techniques

Advanced Oral and Maxillofacial Surgery

OMFS 5003 Lecture Series

AU Educational Commons 1110

February 6, 2018

Management of Odontogenic Cysts and Tumors

Advanced Oral and Maxillofacial Surgery

OMFS 5003 Lecture Series

AU Educational Commons 1110

February 13, 2018

Complications of Dentoalveolar Surgery

TXPL 5002 Course

AU Educational Commons 1120

February 19, 2018

Anatomic and Clinical Consideration of the Maxillary Sinus

Advanced Oral and Maxillofacial Surgery

OMFS 5003 Lecture Series

AU Educational Commons 1110

February 20, 2018

Salivary Gland Disorders

Advanced Oral and Maxillofacial Surgery

OMFS 5003 Lecture Series

AU Educational Commons 1110

March 6, 2018

Overview of Dentoalveolar and Soft Tissue Trauma

Advanced Oral and Maxillofacial Surgery

OMFS 5003 Lecture Series

AU Educational Commons 1110

March 13, 2018

Intravenous Conscious Sedation Course

Lectures as noted in previous courses
Augusta University Dental College of Georgia
Augusta, GA
March 14-18, 2018 Classroom Sessions
March 19-May 4, 2018

Management of Facial Bone Fractures

Advanced Oral and Maxillofacial Surgery
OMFS 5003 Lecture Series
AU Educational Commons 1110
March 20, 2018

Correction of Dentoskeletal Deformities

Advanced Oral and Maxillofacial Surgery
OMFS 5003 Lecture Series
AU Educational Commons 1110
March 27, 2018

Overview of Temporomandibular Disorders

Advanced Oral and Maxillofacial Surgery
OMFS 5003 Lecture Series
AU Educational Commons 1110
April 10, 2018

Overview of Cleft Lip and Palate

Advanced Oral and Maxillofacial Surgery
OMFS 5003 Lecture Series
AU Educational Commons 1110
April 18, 2018

Principles of Maxillofacial Reconstruction

Advanced Oral and Maxillofacial Surgery
OMFS 5003 Lecture Series
AU Educational Commons 1110
April 25, 2018

Intravenous Conscious Sedation Course

Lectures for Updated Course Curriculum:

Philosophy and Rationale for Intravenous Sedation

Requirements for IV Sedation

Routes of Administration

IV Sedation Patient Monitoring

ADA Guidelines for the Use of IV Sedation

Pharmacology of Benzodiazepines, and Reversal Agents

Pharmacology Local Anesthesia

IV Sedation Patient Assessment

Basic Airway Management and Resuscitation part I and II

IV Conscious Sedation Documentation and Review of the Sedation

Armamentarium

Overview of Venipuncture Anatomy and Technique

Pharmacology of Adjunctive Anesthetic Agents

The Role of Nitrous Oxide in Conscious Sedation

Misconceptions in the Management of Office Emergencies

Review of Basic Emergency Medications, Pharmacology and Indications

Anesthetic Management of Common Systemic Illnesses/Conditions Part I, II, and III

Factors Critical to Managing Office Medical Emergencies

Office Emergency prevention, Recognition, and the Basic Action Plan

Management of Commonly Occurring Dental Office Medical Emergencies and

Adverse Events Part I, and II

Patient recovery and Discharge Management of Commonly Occurring Dental

Sedation and Special Patient Populations: Sedation and the Geriatric Patient

Sedation of the Obese Patient

From Pre-sedation Evaluation to Patient Discharge: Putting It All Together

Common Dosing Calculations

Management of the Anxious patient. The role of oral pre-medication in conscious sedation in dentistry

Preparation for the Office Anesthesia Evaluation Pt I

Managing Emergencies: 9 Key Elements of Office Emergency Management

Preparation for the Office Anesthesia Evaluation PT II

Review of Prevention, Recognition, and Implementation of the Basic Action Plan

Review of sedation principles and pearls

Augusta University Dental College of Georgia

Augusta, GA

May 16-20, 2018 Classroom Sessions

May 21-June 22, 2018 hands on Clinical

Intravenous Conscious Sedation Course

Lectures for Updated Course Curriculum:

Philosophy and Rationale for Intravenous Sedation

Requirements for IV Sedation

Routes of Administration

IV Sedation Patient Monitoring

ADA Guidelines for the Use of IV Sedation

Pharmacology of Benzodiazepines, and Reversal Agents

Pharmacology Local Anesthesia

IV Sedation Patient Assessment

Basic Airway Management and Resuscitation part I and II

IV Conscious Sedation Documentation and Review of the Sedation

Armamentarium

Overview of Venipuncture Anatomy and Technique

Pharmacology of Adjunctive Anesthetic Agents

The Role of Nitrous Oxide in Conscious Sedation

Misconceptions in the Management of Office Emergencies

Review of Basic Emergency Medications, Pharmacology and Indications

Anesthetic Management of Common Systemic Illnesses/Conditions Part I, II, and III

Factors Critical to Managing Office Medical Emergencies

Office Emergency prevention, Recognition, and the Basic Action Plan

Management of Commonly Occurring Dental Office Medical Emergencies and

Adverse Events Part I, and II

Patient recovery and Discharge Management of Commonly Occurring Dental

Sedation and Special Patient Populations: Sedation and the Geriatric Patient

Sedation of the Obese Patient

From Pre-sedation Evaluation to Patient Discharge: Putting It All Together

Common Dosing Calculations

Management of the Anxious patient. The role of oral pre-medication in conscious sedation in dentistry

Preparation for the Office Anesthesia Evaluation Pt I

Managing Emergencies: 9 Key Elements of Office Emergency Management

Preparation for the Office Anesthesia Evaluation PT II

Review of Prevention, Recognition, and Implementation of the Basic Action Plan

Review of sedation principles and pearls

Augusta University Dental College of Georgia

Augusta, GA

Aug 14-18, 2018 Classroom Sessions

Aug 19-Sept 27, 2018 hands on Clinical

Intravenous Conscious Sedation Course

Lectures for Updated Course Curriculum:

Philosophy and Rationale for Intravenous Sedation

Requirements for IV Sedation

Routes of Administration

IV Sedation Patient Monitoring

ADA Guidelines for the Use of IV Sedation

Pharmacology of Benzodiazepines, and Reversal Agents

Pharmacology Local Anesthesia

IV Sedation Patient Assessment

Basic Airway Management and Resuscitation part I and II

IV Conscious Sedation Documentation and Review of the Sedation

Armamentarium

Overview of Venipuncture Anatomy and Technique

Pharmacology of Adjunctive Anesthetic Agents

The Role of Nitrous Oxide in Conscious Sedation

Misconceptions in the Management of Office Emergencies

Review of Basic Emergency Medications, Pharmacology and Indications

Anesthetic Management of Common Systemic Illnesses/Conditions Part I, II, and III

Factors Critical to Managing Office Medical Emergencies

Office Emergency prevention, Recognition, and the Basic Action Plan

Management of Commonly Occurring Dental Office Medical Emergencies and

Adverse Events Part I, and II

Patient recovery and Discharge Management of Commonly Occurring Dental

Sedation and Special Patient Populations: Sedation and the Geriatric Patient

Sedation of the Obese Patient

From Pre-sedation Evaluation to Patient Discharge: Putting It All Together

Common Dosing Calculations

Management of the Anxious patient. The role of oral pre-medication in conscious sedation in dentistry

Preparation for the Office Anesthesia Evaluation Pt I

Managing Emergencies: 9 Key Elements of Office Emergency Management

Preparation for the Office Anesthesia Evaluation PT II

Review of Prevention, Recognition, and Implementation of the Basic Action Plan

Review of sedation principles and pearls

Augusta University Dental College of Georgia

Augusta, GA

Oct 16-20, 2018 Classroom Sessions

Oct 21-NOV 22, 2018 hands on Clinical

OMFS 5003 Advanced Oral Surgery Lecture Series

Patient Assessment

AU Education Commons1120

January 8, 2019

OMFS 5003 Advanced Oral Surgery Lecture Series

Complex Exodontia Pt 1

AU Education Commons1120

January 15. 2019

OMFS 5003 Advanced Oral Surgery Lecture Series

Complex Exodontia Pt 2

AU Education Commons1120

January 22. 2019

OMFS 5003 Advanced Oral Surgery Lecture Series

Odontogenic Infection Pt 1

AU Education Commons1120

January 29. 2019

Implant Pathways Symposium

Complex Exodontia, Mucoperiosteal Flap Management, and Alveoloplasty for
Implant Placement

Patient Assessment

Factors critical to managing Office Emergencies

Review of the Indication and Pharmacology of Basic Emergency Drugs

Management of Frequently Occurring Office Medical Emergencies

Phoenix Downtown Renaissance Hotel

Phoenix, Arizona

Jan 31-Feb 3, 2019

OMFS 5003 Advanced Oral Surgery Lecture Series

Odontogenic Infection Pt 2

AU Education Commons1120

February 5, 2019

OMFS 5003 Advanced Oral Surgery Lecture Series

Maxillary Sinus Overview

AU Education Commons1120

February 19, 2019 2019

OMFS 5003 Advanced Oral Surgery Lecture Series

Biopsy Principles and Indications

AU Education Commons 1120

March 12, 2019. 2019

Intravenous Conscious Sedation Course

Lectures for Updated Course Curriculum:

Philosophy and Rationale for Intravenous Sedation

Requirements for IV Sedation

Routes of Administration

IV Sedation Patient Monitoring

ADA Guidelines for the Use of IV Sedation

Pharmacology of Benzodiazepines, and Reversal Agents

Pharmacology Local Anesthesia

IV Sedation Patient Assessment

Basic Airway Management and Resuscitation part I and II

IV Conscious Sedation Documentation and Review of the Sedation

Armamentarium

Overview of Venipuncture Anatomy and Technique

Pharmacology of Adjunctive Anesthetic Agents

The Role of Nitrous Oxide in Conscious Sedation

Misconceptions in the Management of Office Emergencies

Review of Basic Emergency Medications, Pharmacology and Indications

Anesthetic Management of Common Systemic Illnesses/Conditions Part I, II, and III

Factors Critical to Managing Office Medical Emergencies

Office Emergency prevention, Recognition, and the Basic Action Plan

Management of Commonly Occurring Dental Office Medical Emergencies and

Adverse Events Part I, and II

Patient recovery and Discharge Management of Commonly Occurring Dental

Sedation and Special Patient Populations: Sedation and the Geriatric Patient

Sedation of the Obese Patient

From Pre-sedation Evaluation to Patient Discharge: Putting It All Together

Common Dosing Calculations

Management of the Anxious Patient. The role of oral pre-medication in conscious sedation in dentistry

Preparation for the Office Anesthesia Evaluation Pt I

Managing Emergencies: 9 Key Elements of Office Emergency Management

Preparation for the Office Anesthesia Evaluation PT II

Review of Prevention, Recognition, and Implementation of the Basic Action Plan

Review of sedation principles and pearls
Augusta University Dental College of Georgia
Augusta, GA
Mar 13-17, 2019 Classroom Sessions
Mar 18-April 26, 2019 Hands on Clinical

OMFS 5003 Advanced Oral Surgery Lecture Series

Correction of Dentoskeletal Deformities
AU Education Commons1120
March 28, 2019

OMFS 5003 Advanced Oral Surgery Lecture Series

Cleft Lip and Palate
AU Education Commons1120
April 18, 2019 2019

Intravenous Conscious Sedation Course

Lectures for Updated Course Curriculum:
Philosophy and Rationale for Intravenous Sedation
Requirements for IV Sedation
Routes of Administration
IV Sedation Patient Monitoring
ADA Guidelines for the Use of IV Sedation
Pharmacology of Benzodiazepines, and Reversal Agents
Pharmacology Local Anesthesia
IV Sedation Patient Assessment
Basic Airway Management and Resuscitation part I and II
IV Conscious Sedation Documentation and Review of the Sedation
Armamentarium
Overview of Venipuncture Anatomy and Technique
Pharmacology of Adjunctive Anesthetic Agents
The Role of Nitrous Oxide in Conscious Sedation
Misconceptions in the Management of Office Emergencies
Review of Basic Emergency Medications, Pharmacology and Indications
Anesthetic Management of Common Systemic Illnesses/Conditions Part I, II, and III
Factors Critical to Managing Office Medical Emergencies
Office Emergency prevention, Recognition, and the Basic Action Plan
Management of Commonly Occurring Dental Office Medical Emergencies and
Adverse Events Part I, and II
Patient recovery and Discharge Management of Commonly Occurring Emergencies
Dental Sedation and Special Patient Populations: Sedation and the Geriatric Patient

Sedation of the Obese Patient

From Pre-sedation Evaluation to Patient Discharge: Putting It All Together

Common Dosing Calculations

Management of the Anxious patient. The role of oral pre-medication in conscious sedation in dentistry

Preparation for the Office Anesthesia Evaluation Pt I

Managing Emergencies: 9 Key Elements of Office Emergency Management

Preparation for the Office Anesthesia Evaluation PT II

Review of Prevention, Recognition, and Implementation of the Basic Action Plan

Review of sedation principles and pearls

Augusta University Dental College of Georgia

Augusta, GA

May15-19, 2019 Classroom Sessions

May 20-Jun 21, 2019 Hands on Clinical

Emergency Preparedness Lecture Series

Patient Assessment

Prevention, Recognition, Management and the Basic Action Plan

Factors Critical for management of Dental Office Emergencies

Airway Management and Resuscitation

Review of Emergency Medications

DCG Emergency Protocols

DCG

July 10, 2019

CLCR 8014 Implant Dentistry Course

Sinus Augmentation Techniques

Implant Informed Consent and Risk management

AU DCG

July 15,2019

Kiawah Island CE

Patient Assessment

Prevention, Recognition, Management and the Basic Action Plan

Review of Emergency Drugs for the Dental Practitioner

Management of Frequently Occurring Dental Office Emergencies

Complex Exodontia, Mucogingival Flaps and Alveoloplasty

Kiawah Island, SC

July 18-19,2019

Department of Periodontology Lecture Series

Review of Emergency Drugs and the Emergency Crash Cart

Hands on Demonstration

DCG Department of Periodontology

August 2, 2019

Intravenous Conscious Sedation Course

Philosophy and Rationale for Intravenous Sedation

Requirements for IV Sedation

Routes of Administration

IV Sedation Patient Monitoring

ADA Guidelines for the Use of IV Sedation

Pharmacology of Benzodiazepines, and Reversal Agents

Pharmacology Local Anesthesia

IV Sedation Patient Assessment

Basic Airway Management and Resuscitation part I and II

IV Conscious Sedation Documentation and Review of the Sedation

Armamentarium

Overview of Venipuncture Anatomy and Technique

Pharmacology of Adjunctive Anesthetic Agents

The Role of Nitrous Oxide in Conscious Sedation

Misconceptions in the Management of Office Emergencies

Review of Basic Emergency Medications, Pharmacology and Indications

Anesthetic Management of Common Systemic Illnesses/Conditions Part I, II, and III

Factors Critical to Managing Office Medical Emergencies

Office Emergency prevention, Recognition, and the Basic Action Plan

Management of Commonly Occurring Dental Office Medical Emergencies and

Adverse Events Part I, and II

Patient recovery and Discharge Management of Commonly Occurring Dental

Sedation and Special Patient Populations: Sedation and the Geriatric Patient

Sedation of the Obese Patient

From Pre-sedation Evaluation to Patient Discharge: Putting It All Together

Common Dosing Calculations

Management of the Anxious patient. The role of oral pre-medication in conscious sedation in dentistry

Preparation for the Office Anesthesia Evaluation Pt I

Managing Emergencies: 9 Key Elements of Office Emergency Management

Preparation for the Office Anesthesia Evaluation PT II

Review of Prevention, Recognition, and Implementation of the Basic Action Plan

Review of sedation principles and pearls

Augusta University Dental College of Georgia
Augusta, GA
August 14-18, 2019

Grad Pros Lecture Series

Interactive review of 13 Common Office Emergency Scenarios
Review of the Pathophysiology of the 13 Common Office Emergencies
Grad Pros Department
September 23, 2019

Intravenous Conscious Sedation Course

Philosophy and Rationale for Intravenous Sedation
Requirements for IV Sedation
Routes of Administration
IV Sedation Patient Monitoring
ADA Guidelines for the Use of IV Sedation
Pharmacology of Benzodiazepines, and Reversal Agents
Pharmacology Local Anesthesia
IV Sedation Patient Assessment
Basic Airway Management and Resuscitation part I and II
IV Conscious Sedation Documentation and Review of the Sedation
Armamentarium
Overview of Venipuncture Anatomy and Technique
Pharmacology of Adjunctive Anesthetic Agents
The Role of Nitrous Oxide in Conscious Sedation
Misconceptions in the Management of Office Emergencies
Review of Basic Emergency Medications, Pharmacology and Indications
Anesthetic Management of Common Systemic Illnesses/Conditions Part I, II, III
Factors Critical to Managing Office Medical Emergencies
Office Emergency prevention, Recognition, and the Basic Action Plan
Management of Commonly Occurring Dental Office Medical Emergencies and Adverse Events Part I, and II
Patient Recovery and Discharge
Dental Sedation and Special Patient Populations: Sedation and the Geriatric Patient
Sedation of the Obese Patient
From Pre-sedation Evaluation to Patient Discharge: Putting It All Together
Common Dosing Calculations
Management of the Anxious patient. The role of oral pre-medication in conscious sedation in dentistry
Preparation for the Office Anesthesia Evaluation Pt I
Managing Emergencies: 9 Key Elements of Office Emergency Management

Preparation for the Office Anesthesia Evaluation PT II
Review of Prevention, Recognition, and Implementation of the Basic Action Plan
Review of sedation principles and pearls
Augusta University Dental College of Georgia
Augusta, GA
October 9-13, 2019

Grad Pros Lecture Series

Factors Critical for Managing Dental Office Emergencies
Prevention, Recognition, and Implementation of the Basic Action Plan
Grad Pros Department
October 14, 2019

Otolaryngology Lecture Series

Anatomic Basis for Local Anesthesia of the Fifth Cranial Nerve
AU Department of Otolaryngology
October 28, 2019

Last Chance CE

Oral Surgery for the General Practitioner
Complicated Exodontia, Flaps, Alveoloplasty and complications
Factors critical to managing office emergencies
Prevention recognition and management of office emergencies
Augusta University Dental College of Georgia
Augusta, GA
December 6, 2019

DCG Faculty Retreat

Cardiovascular Health Issues, Dental Management and Emergency Protocols
Augusta University Dental College of Georgia
Augusta, GA
December 18, 2019

Intravenous Conscious Sedation Course

Philosophy and Rationale for Intravenous Sedation
Requirements for IV Sedation
Routes of Administration
IV Sedation Patient Monitoring
ADA Guidelines for the Use of IV Sedation
Pharmacology of Benzodiazepines, and Reversal Agents
Pharmacology Local Anesthesia

IV Sedation Patient Assessment

Basic Airway Management and Resuscitation part I and II

IV Conscious Sedation Documentation and Review of the Sedation
Armamentarium

Overview of Venipuncture Anatomy and Technique

Pharmacology of Adjunctive Anesthetic Agents

The Role of Nitrous Oxide in Conscious Sedation

Misconceptions in the Management of Office Emergencies

Review of Basic Emergency Medications, Pharmacology and Indications

Anesthetic Management of Common Systemic Illnesses/Conditions Part I, II,III

Factors Critical to Managing Office Medical Emergencies

Office Emergency prevention, Recognition, and the Basic Action Plan

Management of Commonly Occurring Dental Office Medical Emergencies and
Adverse Events Part I, and II

Patient Recovery and Discharge

Dental Sedation and Special Patient Populations: Sedation and the Geriatric Patient

Sedation of the Obese Patient

From Pre-sedation Evaluation to Patient Discharge: Putting It All Together

Common Dosing Calculations

Management of the Anxious patient. The role of oral pre-medication in conscious
sedation in dentistry

Preparation for the Office Anesthesia Evaluation Pt I

Managing Emergencies: 9 Key Elements of Office Emergency Management

Preparation for the Office Anesthesia Evaluation PT II

Review of Prevention, Recognition, and Implementation of the Basic Action Plan

Review of sedation principles and pearls

Augusta University Dental College of Georgia

Augusta, GA

January 15-19, 2020

Intravenous Conscious Sedation Course

Philosophy and Rationale for Intravenous Sedation

Requirements for IV Sedation

Routes of Administration

IV Sedation Patient Monitoring

ADA Guidelines for the Use of IV Sedation

Pharmacology of Benzodiazepines, and Reversal Agents

Pharmacology Local Anesthesia

IV Sedation Patient Assessment

Basic Airway Management and Resuscitation part I and II

IV Conscious Sedation Documentation and Review of the Sedation

Armamentarium
Overview of Venipuncture Anatomy and Technique
Pharmacology of Adjunctive Anesthetic Agents
The Role of Nitrous Oxide in Conscious Sedation
Misconceptions in the Management of Office Emergencies
Review of Basic Emergency Medications, Pharmacology and Indications
Anesthetic Management of Common Systemic Illnesses/Conditions Part I, II,III
Factors Critical to Managing Office Medical Emergencies
Office Emergency prevention, Recognition, and the Basic Action Plan
Management of Commonly Occurring Dental Office Medical Emergencies and
Adverse Events Part I, and II
Patient Recovery and Discharge
Dental Sedation and Special Patient Populations: Sedation and the Geriatric Patient
Sedation of the Obese Patient
From Pre-sedation Evaluation to Patient Discharge: Putting It All Together
Common Dosing Calculations
Management of the Anxious patient. The role of oral pre-medication in conscious
sedation in dentistry
Preparation for the Office Anesthesia Evaluation Pt I
Managing Emergencies: 9 Key Elements of Office Emergency Management
Preparation for the Office Anesthesia Evaluation PT II
Review of Prevention, Recognition, and Implementation of the Basic Action Plan
Review of sedation principles and pearls
Augusta University Dental College of Georgia
Augusta, GA
March 13-17, 2019

WEBINARS

Affordable Care Affiliated Dentists

Webinar on Oral Surgery for the General Dentist Part I
April 30, 2015

Affordable Care Affiliated Dentists
Webinar on Oral Surgery for the General Dentist Part II
May 7, 2015



South Dakota State Board of Dentistry

P.O. Box 1079, 1351 N. Harrison Ave. Pierre, SD 57501-1079

Ph: 605-224-1282

Fax: 1-888-425-3032

E-mail: contactus@sdboardofdentistry.com

www.sdboardofdentistry.org

Moderate Sedation Course Review

Please submit this form with a course syllabus and instructor CV to contactus@sdboardofdentistry.com by March 17.

The Board will review moderate sedation courses annually and may only approve courses that have submitted documentation necessary to verify that the course requirements outlined in ARSD 20:43:09:04.03 have been met.

If a completed form is not returned by the date above, your course cannot be approved.

Course Title: _____

Course Sponsor: _____

Name of person submitting information: _____

Email address: _____ Phone: _____

Title: _____ Date: _____

Course Director:

Name: _____ License Number and State: _____

Email: _____ Phone: _____

Name of the facility where the course is presented: _____

Location: _____

Course is presented at a: Dental Office Dental School Surgical Center
 Hospital Other: _____

Is the Course Sponsor AGD PACE or ADA CERP approved? Yes No

AGD PACE Provider Number: _____

ADA CERP Provider Number: _____

Has this course changed since the last time it was evaluated by the Board (annual evaluation)? Yes No

If yes, please summarize the changes below:

A course must meet the requirements set forth in ARSD 20:43:09:04.03.		
Please verify by checking each statement below:	YES	NO
The course satisfies all objectives and content as described in Part 5 of the Guidelines for Teaching Pain Control and Sedation to Dentists and Dental Students (2016 Edition).		
The course includes a minimum of 60 clock hours of coursework that is provided through didactic instruction.		
The course includes the administration of moderate parenteral sedation via the intravenous route to at least 20 individually managed live patients by each course participant, and for each of these individually managed patients the course participant is listed on the anesthesia record, administers the drugs, and documents the administration and physiologic findings on the anesthesia record.		
The course includes clinical experience in the management of the compromised airway and establishment of intravenous access.		
The course has a clinical participant-faculty ratio of not more than four-to-one.		
The course provides additional clinical experience if the course participant has not achieved competency within the time allotted for the course.		
The course includes a mechanism for the course participant to evaluate the performance of individuals presenting the course material, a summary of which is maintained and available for review.		
The course director holds a current permit or license to administer general anesthesia and deep sedation or moderate sedation in at least one state.		
The course director has at least three years of experience administering general anesthesia and deep sedation or moderate sedation, including formal postdoctoral residency training in anxiety and pain control.		
The course director certifies the competency of a course participant in each moderate sedation technique, including instruction, clinical experience, managing the airway, intravascular or intraosseous access, and reversal drugs, before the course participant is issued documentation verifying successful completion of the course.		
<p>The course director has not been subject to any disciplinary action by a licensing board. <i>If yes, please attach a detailed explanation.</i></p> <p><i>A course director may be required to participate in an interview as part of the course review before the board approves the course.</i></p>		

I certify that all the information contained in this form and in any attachments or additional documents submitted herewith are true and correct.

Signature: _____ Date: _____

Printed Name: _____

"Medical Emergencies, Local Anesthesia and Moderate Sedation in Dental Practice"

Presented by the Miami Valley Hospital Department of Medical Education

Important Notice Regarding State Dental Board Approvals !!!

The completion of this entire series fulfills the Ohio State Dental Board Requirements for training in Intravenous Sedation. Dentists from other states should confirm the course approval with their state dental board. [You may need to provide them a copy of this syllabus.]

Note to State Dental Boards: See final page for description of clinical IV experiences in Module 5.

This document details a series of courses (modules) that address management of office medical emergencies, Advanced Cardiac Life Support (ACLS), and moderate (conscious) sedation in dental practice. The complete series fulfills the "2016 Guidelines for Teaching Pain and Anxiety Control" as adopted by the American Dental Association and the American Dental Society of Anesthesiology. Courses in this series include:

- | | |
|-------------------------|--|
| <u>Session 1</u> | ◆ Module 1 - Medical Emergencies in Dental Practice (8 hr) |
| | ◆ Module 2 – Local Anesthetics and PO/Nitrous Oxide Sedation (16 hr) |
| ----- | |
| <u>Session 2</u> | ◆ Module 3 - Patient Monitoring: Physiological and Technical Considerations (8 hr) |
| | ◆ Module 4 - Advanced Cardiac Life Support (16 hr) |
| ----- | |
| <u>Session 3</u> | ◆ Module 5 - Intravenous Moderate (Conscious) Sedation (48 hr) |
| | 20 hr didactic / 28 hr clinical |
| ----- | |

The entire 5-module sequence is required for those wishing to train in intravenous moderate sedation and participants must score a minimum of 80% on each module's posttest to continue in the series. Questions are based on objectives listed on the first page of workbooks provided for each module and are thoroughly addressed in the prerequisite reading, pretests, and seminar lectures.

Modules 1 thru 4 can be taken individually as independent seminars if topics are of interest to dentists who do not wish to pursue training in IV Moderate Sedation.

The following pages contain detailed syllabi for each module. Direct any inquiries to the course director.

Daniel E. Becker, DDS
Dept of Medical Education
Miami Valley Hospital
1 Wyoming Street
Dayton, OH 45409

Telephone: 937/208-2144

E-Mail: debecker@premierhealth.com

Medical Emergencies in Dental Practice

Description:

A one-day (8 hours) lecture/participation seminar covering principles required for the recognition and treatment of medical urgencies and emergencies in the dental office. Dentists are encouraged to attend with at least one office auxiliary. Current American Heart Association certification in BLS for healthcare providers is strongly encouraged as a prerequisite to this seminar. Prerequisite reading and pretest will be mailed upon receipt of registration. Laboratory session includes managing simulated emergencies on human patient simulators (SimMan).

Objectives:

1. Discuss strategies for prevention of medical emergencies including appropriate patient evaluation and office/staff preparedness.
2. Demonstrate proper use of equipment and devices for respiratory and cardiovascular support and explain components of a complete primary assessment.
3. Explain the actions, effects, indications, and doses for useful emergency drugs and demonstrate their preparation and administration.
4. Describe the pathogenesis and appropriate protocols for managing medical complications that may present during dental treatment.

Prerequisite Reading: (Included in Course Workbook)

1. Becker DE, Rosenberg MB, Phero JC. Essentials of Airway management, oxygenation and ventilation Part 1: Basic equipment and devices. Anesth Prog. 2014;61(2):78-83.
2. Becker DE. Emergency Drug Kits: Pharmacological and Technical Considerations. Anesth Prog. 2014;61(4):171-79.
3. Becker DE. Management of Medical Urgencies and Emergencies (Topic Monograph)

Method of Evaluation:

1. Written posttest covering prerequisite reading and lectured material.
2. Laboratory checkoffs on airway management, vital signs, drug preparation and IM administration.

Laboratory Activities

Oxygenation/Ventilation/CPR	Drug Preparation
Turn on O ₂ Tank / Operate Flow Meter	Demonstrate EpiPen
Remove regulator and reattach	Prepare syringes from Amps, SDV & MDV
Place Nasal Cannula on Partner	
1 person BVM ventilations: (Apnea with pulse)	IM Injections
2-person BVM ventilations: (Apnea with pulse)	Needle gauges and lengths
2-Person CPR with BVM (May use 2-person BVM)	Prepare syringe (sterile normal saline)
Emergency Simulations (SimMan)	Perform IM deltoid on partner
Team Performance of Primary Assessment	Select & Prepare Site
Manage Selected Emergencies	Z-Track Administration

Oral and Nitrous Oxide Sedation

Description:

A two-day presentation of essential information required for the safe and effective use of nitrous oxide and sedative/anxiolytics administered PO for management of the anxious dental patient. Local anesthesia is reviewed and emphasized as the foundation upon which all minimal and moderate sedation regimens are employed. Prerequisite reading and pretest are mailed upon receipt of registration.

Module 1 Medical Emergencies is encouraged as pre-requisite for this seminar.

Objectives:

1. Define various terms related to pain & anxiety and distinguish dated Guedel stages of general anesthesia with the more contemporary concept of anesthetic components.
2. Characterize 5 levels of procedural sedation identifying clinical features that distinguish minimal, moderate, and deep sedation.
3. Contrast respiratory and cardiovascular changes that accompany the various sedation levels and general anesthesia.
4. Describe fundamental principles of pharmacodynamics and pharmacokinetics that provide the basis for the safe and effective use of procedural sedation.
5. Explain the mechanism of action for benzodiazepines and the principal pharmacokinetic parameters by which they are compared.
6. Describe the actions and effects of antihistamines, opioids, and alpha-2 agonists, noting their advantages and disadvantages for augmenting sedation by benzodiazepines alone.
7. Explain the mechanism of action for local anesthetics including their chemical properties that determine onset and duration.
8. Discuss potential adverse effects of local anesthetics and their maximum dosages, including calculations for each component found in various conventional formulations.
9. Describe essential pharmacological properties of vasopressors including their dosages, cardiovascular influences, and potential drug interactions.
10. Define MAC, including contemporary variations, and explain how it is altered by other drugs and patient variables.
11. Explain the pharmacokinetic principles of inhalation anesthetics that determine onset and elimination.
12. Compare the respiratory and cardiovascular effects of inhalation anesthetics and address putative side effects unique to nitrous oxide.
13. Distinguish the analgesic and anesthetic actions of nitrous oxide and discuss any contraindications for its use.
14. Describe the components, functions, and appropriate use of nitrous oxide/oxygen delivery systems, including methods to minimize exposure.
15. Describe appropriate monitoring for patients receiving nitrous oxide and/or enteral sedation.
16. Discuss relative contraindications and management of complications associated with nitrous oxide and/or enteral sedation, including the pharmacology and appropriate use of flumazenil for benzodiazepine reversal.
17. Describe appropriate regimens for enteral sedation, addressing special considerations for geriatric, obese and pediatric populations, and explain the potential hazards of combination regimens administered by PO, submucosal or IM routes.
18. Describe appropriate medical evaluation, patient instructions, records and discharge criteria when providing minimum and moderate sedation.

Prerequisite Reading: (Topic Monographs Provided in Course Workbook)

1. Becker DE. The Pharmacological Basis of Sedation.
2. Becker DE. Benzodiazepines and Adjunctive Drugs.
3. Becker DE. Local anesthetics.
4. Becker DE. Nitrous oxide and the Inhalation Anesthetics.
5. Becker DE, Shufflebarger S. Patient Assessment, Monitoring and Managing Complications.

Method of Evaluation:

1. Written posttest covering prerequisite reading and lectured material.
2. Laboratory and clinical check-off for airway management, monitoring, and management of simulated complications.

Laboratory Activities

Ventilation / Airway Adjuncts	Emergency Simulations (SimMan)
1 & 2 person BVM ventilation	Team Performance of Primary Assessment
Oropharyngeal Airways: Size, Insertion & BVM	Supplemental Oxygenation or Ventilations
i-gel Supraglottic Airways: Size, Insertion & BVM	Recognize and Manage Complications

Physiological and Technical Aspects of Patient Monitoring

Description:

A one-day (8 hour) lecture/laboratory seminar covering the general principles of autonomic, respiratory, and cardiovascular physiology essential to properly monitor and assess the sedated patient. Requisite methods of patient monitoring are presented, including practical experiences in their use. This course is one in a series of courses designed for training in intravenous moderate sedation. However, it is also useful as preparation for training in Advanced Cardiac Life Support or as general review for those already trained in sedation and anesthesia. Prerequisite reading and pretest are mailed upon receipt of registration.

Objectives:

1. Explain the rationale for patient monitoring and distinguish the ADA Guidelines for monitoring patients receiving moderate sedation from those receiving deep sedation and general anesthesia.
2. Describe the autonomic control of vital organ systems.
3. Explain general principles of synaptic transmission, including synthesis and termination of cholinergic and adrenergic neurotransmitters.
4. Describe the actions, effects, and indications for prototypic drugs that mimic and inhibit autonomic control.
5. Explain basic principles of ventilation, perfusion, and gas transport, including the oxygen-hemoglobin dissociation curve and information provided by arterial blood gases.
6. Define selected respiratory volumes and capacities, explaining the relationship of apneic oxygenation and function residual capacity (FRC).
7. Distinguish obstruction from respiratory depression and explain hypercapnic and hypoxemic mechanisms that control ventilation and the way selected drug classes depress respiration.
8. Describe methods for monitoring respiratory function including the physiologic principles of pulse oximetry and capnography.
9. Describe the cardiac cycle in terms of pressure gradients and ventricular volumes and distinguish stroke volume from ejection fraction.
10. Explain the influences of preload, contractility and afterload on stroke volume and subsequent arterial pressure.
11. Explain principles of coronary perfusion and factors that determine myocardial oxygen consumption.
12. Explain the factors that sustain arterial blood pressure, distinguishing those that determine systolic and diastolic pressures.
13. Describe and demonstrate available systems for monitoring cardiovascular function, including technical aspects of electrocardiography.
14. State the intrinsic rates for the cardiac neural conduction system and explain how these are influenced by the autonomic nervous system.
15. Correlate the components of an electrocardiogram with the physiologic events in a cardiac cycle.
16. Interpret common atrial and ventricular dysrhythmias from single-lead ECG tracings

Prerequisite Reading: (Provided in Course Workbook)

1. Becker DE. Basic and clinical pharmacology of autonomic drugs. Anesth Prog. 2012;59(4):159-68.
2. Becker DE. Patient Monitoring (Topic Monograph)
3. Becker DE. Fundamentals of ECG interpretation. Anesth Prog 2006;53(2):53-64

Method of Evaluation:

1. Written post-test covering prerequisite reading and lectured information.

Laboratory Activities: Interpret dynamic monitoring of patients experiencing various complications: ECG, BP, SpO₂ and etCO₂

Advanced Cardiac Life Support

Description:

This course is a standard AHA Advanced Cardiac Life Support provider course, with emphasis on the dental office setting. (Two days -16 hours) Participants in the complete IV sedation series must complete this particular course. Certification from other ACLS courses is not accepted.

PREREQUISITE: Current BLS certification at Healthcare Provider Level is an ABSOLUTE requirement!! Participants attending their initial ACLS course are encouraged to attend Module 3 – Physiological and Technical aspects of Patient Monitoring.

CONTENT: Standard content of American Heart Association's curriculum with added applications and emphasis for the dental office setting; including anaphylaxis, asthma attack and hypertensive crisis. ALL laboratory sessions include recognition and management of complications on human patient simulators, "**SimMan.**" Cardiac arrest scenarios are managed using an AED rather than conventional defibrillators.

EXAMINATION: Standard written exam required by the American Heart Association for successful completion PLUS 20 Strip ECG Tracing ID and lab checkoffs on following table:

Activity	Grade (S or U)	
	1 st Attempt	2 nd Attempt
BLS (On Recorder Manikins):		
BVM ventilations: (Apnea with pulse) Q 6sec		
2-Person CPR: 30:2		
Airway Adjuncts (On Intubation Manikins):		
Pre-oxygenate with BVM		
Select and Insert Oral Airway		
LMA Inserted Correctly and Connected to BVM		
Confirmation of Placement		
Ventilations: (Apnea with pulse) Q 6 sec		
2-Person BLS: (Q 6 sec/ compressions uninterrupted)		
Mega Code Team Leader (On SimMan):		
Manage selected medical emergency		
Manage cardiac arrest		

Intravenous Moderate Sedation

Description:

A six-day lecture, laboratory and clinical presentation addressing the safe and effective use of intravenous sedation in dental practice. **The sequential completion of Module 1 (Medical Emergencies), Module 2 (PO & N₂O Sedation), Module 3 (Patient Monitoring) and Module 4 (ACLS provider course) are an absolute prerequisite** for participation in this final module of the complete series in IV moderate sedation. In addition, each participant must arrange for **8 hours of clinical experience** during which he or she manages and supports the airway of unconscious patients. This can occur in a hospital operating room or office of an oral surgeon or dentist anesthesiologist approved by the course director. Prerequisite reading and pretest are included in a workbook provided to each registrant.

Objectives:

1. Compare and contrast the principal pharmacokinetic processes as they pertain to drugs administered PO, IM and IV.
2. Describe basic principles of pharmacodynamics and distinguish peripheral and central actions and effects mediated at various receptors.
3. Compare diazepam and midazolam in terms of their pharmacokinetics, pharmacodynamics and dosage increments for IV sedation.
4. Compare diphenhydramine and promethazine in terms of their pharmacokinetics, pharmacodynamics and dosage increments for IV sedation.
5. Compare meperidine, fentanyl and nalbuphine in terms of their pharmacokinetics, pharmacodynamics and dosage increments for IV sedation.
6. Describe and demonstrate technical aspects of intravenous drug administration.
7. Explain and demonstrate appropriate patient assessment, education, monitoring, and sedation records, including appropriate discharge criteria.
8. Describe the recognition and treatment of local and systemic complications that can be associated with intravenous sedation. Include essential pharmacological features of any drugs indicated.
9. Describe essential aspects for medical evaluation of a patient for intravenous moderate sedation.
10. Demonstrate competent intravenous sedation technique including proper airway management, monitoring, drug titration, and time-oriented records.

Prerequisite Reading: (Provided in Course Workbook)

1. Becker DE. Intravenous Sedation: Technical considerations, patient management and nuisance complications. (Topic Monograph)
2. Becker DE. Pharmacokinetic Considerations for Moderate and Deep Sedation. *Anesth Prog* 2011; 58(4):166-173
3. Becker DE. Pharmacodynamic Considerations for Moderate and Deep Sedation. *Anesth Prog* 2012; 59(1):28-42
4. Becker DE. Haas DA. Recognition and management of complications during moderate and deep sedation. Part 1: Respiratory Considerations. *Anesth Prog* 2011; 58(2):82-92
5. Becker DE. Haas DA. Recognition and management of complications during moderate and deep sedation. Part 2: Cardiovascular Considerations. *Anesth Prog* 2011; 58(3):126-138.
6. Becker DE. Medical Evaluation. (Topic Monograph)

Method of Evaluation:

1. Written post-tests that are comprehensive over all prerequisite reading and lectured materials:
Exam 1 covers modules 1-3 and Exam 2 covers modules 1-5 (excluding ACLS).
2. Emergency simulation practical exam on human patient simulator (SimMan)
3. Clinical exam (mock IV sedation on partner using placebo)
4. Competence during IV sedation of clinic patients.
5. Satisfactory completion of 8-hour practicum managing airway of patient under deep sedation and/or general anesthesia.

**Note to State Dental Boards:
Clinical Experiences in IV Sedation:**

Each doctor personally monitors and administers intravenous sedation to 20 patients while being provided dental treatment by staff dentists.

Daniel E Becker, DDS

Associate Director of Education Miami Valley Hospital



943 Fawn Lea Trail
Dayton, Ohio 45459
debecker@premierhealth.com
igybeck@earthlink.net

Education	<ul style="list-style-type: none"> • 1964 – 1968 Ohio University Athens, Ohio. BS Zoology • 1968 – 1972 Ohio State University Columbus, Ohio. DDS
Professional Experience	<ul style="list-style-type: none"> • 1972 – 1980 Private Practice Waynesville, Ohio • 1980 - Present IV Sedation Services for Dental Offices
Current Positions	<ul style="list-style-type: none"> • Associate Director of Education General Dental Practice Residency Miami Valley Hospital Dayton, OH • ACLS Instructor American Heart Association • Pharmacy and Therapeutics Committee and Sedation Committee Miami Valley Hospital
Previous Positions	<ul style="list-style-type: none"> • Professor, Life & Health Sciences Sinclair Community College Dayton, OH (1976-2009) • Chairman, Human Patient Simulation Training Subcommittee American Dental Society of Anesthesiology (2005-2013) • Associate Editor, Anesthesia Progress (Journal of American Dental Society of Anesthesiology) (2006-2014) • Chief, Dept. Oral and Dental Surgery (1980-1984) • Medical Staff Credentials Committee (1984-1985) • Infection Control Committee (1988-1990) Miami Valley Hospital • Board of Directors Dayton Dental Society 1984-1986 • Editor "Dayton Dentistry" 1985-1988 • President, Ohio Dental Society of Anesthesiology (1993-95) • Chairman, CE Curriculum Subcommittee American Dental Society of Anesthesiology (1993-1996)

Biographical Sketch:

Dr. Becker received a BS in Zoology at Ohio University in 1968 and his DDS from Ohio State University in 1972. He was a professor in Life & Health Sciences Sinclair Community College (1976-2009) and Associate Director of Education for the General Practice Dental Residency at Miami Valley Hospital in Dayton, Ohio until he retired in 2019. He has published numerous articles in scientific journals and textbooks, and lectures extensively for dental organizations, colleges and universities on topics related to pharmacology, sedation and anesthesia, medical assessment and medical emergencies. Dr Becker is noted for his pragmatism and ability to convert otherwise "dry" material into formats that are both entertaining and informative.

Publications

- Becker DE. Pharmacology for the Health Professional. Norwalk Ct: Appleton-Century-Crofts; 1985
- Becker DE. Life support training in hospital dental residencies. *J Hosp Dent Prac* 1980;14:111-112.
- Becker DE. Synopsis of endogenous opioid research. *Dent Hyg* 1982; 56:38-40.
- Becker DE. Aphthous ulcers of the mouth (letter). *N Engl J Med* 1985;313:330.
- Becker DE. Continuing education in preoperative sedation: Perspectives on educational methodology. *Anesth Prog* 1986;33(5): 258-261.
- Becker DE. Managing nausea and vomiting: physiological, pharmacological, and therapeutic considerations. *J Amer Dent Assoc* 1987;115: 292-294.
- Becker DE. Scientific principles of drug use in dental practice Part I: Clinical pharmacokinetics. *Compend Continu Educ Dent* 1988;9(1):46-54.
- Becker DE. Scientific principles of drug use in dental practice Part II: Clinical pharmacodynamics. *Compend Continu Educ Dent* 1988;9(2):148-154.
- Becker DE. Assessment and management of cardiovascular urgencies and emergencies: Cognitive and technical considerations. *Anesth Prog* 1988;35:212-217.
- Becker DE. The autonomic nervous system and related drugs in dental practice. Part I: Autonomic function, cholinergic and anticholinergic drugs. *Compend Continu Educ Dent* 1988;9(9):672- 679.
- Becker DE. The autonomic nervous system and related drugs in dental practice. Part II: Adrenergic agonists and antagonists. *Compend Continu Educ Dent* 1988;9(10):772-780.
- Becker DE. Principles of antimicrobial prophylaxis during surgical placement of implant prostheses. *J Oral Implantology* 1988;14(4):467-471
- Becker DE. The respiratory effects of drugs used for conscious sedation and general anesthesia. *J Amer Dent Assoc* 1989;119:153-156.
- Becker DE. Analgesic regimens in dental practice. *J Tenn Dent Assoc* 1990;70(1):18-22
- Becker DE. The pharmacological aspects of dental practice. Its more than Pen V's and T-3's. *Pharmacy Times*: July 1989.
- Becker DE. Management of respiratory complications in clinical dental practice. Pathophysiological and technical considerations. *Anesth Prog* 1990;37:169-175
- Becker DE. Pharmacological considerations for conscious sedation: Clinical applications of receptor function. *Anesth Prog* 1991;38:33-38.
- Becker DE., Johnson P. Preoperative assessment. In: Dionne RA, Phero JC. *Management of Pain and Anxiety in Dental Practice*. Elsevier Science Pub. Co., New York, 1991.
- Becker DE. Considerations for selecting effective analgesic regimens in dental practice. *Gen Dent* 1992; 40(2):111-116.
- Becker DE. Clinical implications of autonomic pharmacology. *J Oral Maxillofac Surg* 1992;50:734-740.
- Becker DE., Moore PA. Pharmacologic considerations in implant dentistry. In: Misch CE. *Contemporary Implant Dentistry*. Mosby-Year Book, Inc., 2nd Ed, St. Louis, 1999.
- Becker DE. Vasopressors in local anesthetics: Controversies revisited. *J Tenn Dent Assoc* 1994;74(1): 18-21.
- Becker DE. Drug interactions in dental practice: A summary of facts and controversies. *Compendium* 1994; 15(10):1228-44.
- Becker DE. Management of allergic and pseudoallergic reactions. *Dent Clin North Am* 1995;39(3): 577-586.
- Becker DE. *Drug Therapy in Dentistry*. Hayden-McNeil Publishing, Inc., 3rd Ed, Westland, WI. 1998
- Dionne RA, Phero JP, Becker DE. *Management of Pain & Anxiety in the Dental Office*. W.B. Saunders / Elsevier Science Pub, St. Louis, 2002.
- Phero JC, Becker DE. Rational use of analgesic combinations. In: Moore PA, Hersh EV. *Dental Therapeutics Update*. *Dent Clin N Am* 2002;46(4):691-705.
- Phero JC, Becker DE, Dionne RA. Contemporary trends in acute pain management. *Curr Opin Otolaryngol Head Neck Surg* 2004;12(3):209-16.
- Becker DE, Phero JC. Drug Therapy in Dental Practice: Nonopioid and Opioid Analgesics. *Anesth Prog* 2005;52:140-49
- Becker DE. Fundamentals of ECG interpretation. *Anesth Prog* 2006;53(2):53-64
- Becker DE, Reed KL. Essentials of local anesthetic pharmacology. *Anesth Prog* 2006;53(3):98-108.

- Becker DE. Drug therapy in Dental Practice: General Principles. Part 1-Pharmacokinetic considerations. *Anesth Prog* 2006;53(4):140-146.
- Becker DE. Drug therapy in Dental Practice: General Principles. Part 2-Pharmacodynamic considerations. *Anesth Prog* 2007;54(1):19-23.
- Becker DE, Haas DA. Management of complications during moderate and deep sedation: Respiratory and cardiovascular considerations. *Anesth Prog* 2007;54(2):59-68.
- Becker DE. Cardiovascular Drugs: Implications for Dental Practice Part 1-Cardiotonics, diuretics and vasodilators. *Anesth Prog* 2007;54(4):178-186.
- Becker DE. Cardiovascular Drugs: Implications for Dental Practice Part 2-Antihyperlipidemics and antithrombotics. *Anesth Prog* 2008;55(2): 49-56.
- Becker DE. Psychotropic Drugs: Implications for Dental Practice. *Anesth Prog* 2008;55(3): 89-99.
- Becker DE, Rosenberg M. Nitrous oxide and the inhalation anesthetics. *Anesth Prog* 2008;55(4): 124-31.
- Becker DE, Casabianca AB. Respiratory Monitoring: Technical and Physiological Considerations. *Anesth Prog* 2009;56(1):14-20
- Casabianca AB, Becker DE. Cardiovascular Monitoring: Technical and Physiological Considerations. *Anesth Prog* 2009;56(2):53-60.
- Becker DE. Preoperative Medical Evaluation: Part 1: General principles and cardiovascular considerations. *Anesth Prog* 2009;56(3):92-102.
- Becker DE. Preoperative Medical Evaluation: Part 2: Pulmonary, endocrine, renal and miscellaneous considerations. *Anesth Prog* 2009;56(4):135-144.
- Diaz M, Becker DE. Thermoregulation: Physiological and Clinical Considerations during Sedation and General Anesthesia. *Anesth Prog* 2010;57(1):25-33.
- Becker DE. Pain Management Part 1: Managing acute and postoperative dental pain. *Anesth Prog* 2010;57(2):67-9.
- Becker DE. Nausea, vomiting and hiccups: A review of mechanisms and treatment. *Anesth Prog* 2010;57(4):150-7.
- Becker DE. Adverse drug interactions. *Anesth Prog* 2011; 58(1):31-41.
- Becker DE, Haas DA. Recognition and management of complications during moderate and deep sedation. Part 1: Respiratory Considerations. *Anesth Prog* 2011; 58(2):82-92
- Becker DE, Haas DA. Recognition and management of complications during moderate and deep sedation. Part 2: Cardiovascular Considerations. *Anesth Prog* 2011; 58(3):126-138
- Becker DE. Pharmacokinetic Considerations for Moderate and Deep Sedation. *Anesth Prog* 2011;58(4):166-173
- Becker DE. Pharmacodynamic Considerations for Moderate and Deep Sedation. *Anesth Prog* 2012;59(1):28-42.
- Becker DE, Reed KL. Local anesthetics: Review of Pharmacological Considerations. *Anesth Prog* 2012;59(2): 59:90-102.
- Becker DE. Basic and clinical pharmacology of autonomic drugs. *Anesth Prog*. 2012;59(4):159-68.
- Becker DE. Basic and clinical pharmacology of glucocorticosteroids. *Anesth Prog*. 2013;60(1):25-31.
- Becker DE, Rosenberg MB., Phero JC. Procedural sedation for adult dental procedures. *Int Anesthesiol Clin*. 2013;51(2):97-111.
- Becker DE. Antithrombotic drugs; Pharmacology and implications for dental practice. *Anesth Prog*. 2013;60(2):72-80.
- Becker DE. Antimicrobial drugs. *Anesth Prog*. 2013;60(3):111-123.
- Becker DE. Drug allergy and implications for dental practice. *Anesth Prog*. 2013;60(4):188-197.
- Becker DE. Adverse drug reactions in dental practice. *Anesth Prog*. 2014;61(1):26-34.
- Becker DE, Rosenberg MB, Phero JC. Essentials of Airway management, oxygenation and ventilation Part 1: Basic equipment and devices. *Anesth Prog*. 2014;61(2):78-83.
- Rosenberg MB, Phero JC, Becker DE. Essentials of Airway management, oxygenation and ventilation Part 2: Advanced Airway Devices: Supraglottic Airways. *Anesth Prog*. 2014;61(3):113-118.
- Becker DE. Emergency Drug Kits: Pharmacological and Technical Considerations. *Anesth Prog*. 2014;61(4):171-79.



South Dakota State Board of Dentistry

P.O. Box 1079, 1351 N. Harrison Ave. Pierre, SD 57501-1079

Ph: 605-224-1282

Fax: 1-888-425-3032

E-mail: contactus@sdboardofdentistry.com

www.sdboardofdentistry.org

Moderate Sedation Course Review

Please submit this form with a course syllabus and instructor CV to contactus@sdboardofdentistry.com by March 17.

The Board will review moderate sedation courses annually and may only approve courses that have submitted documentation necessary to verify that the course requirements outlined in ARSD 20:43:09:04.03 have been met.

If a completed form is not returned by the date above, your course cannot be approved.

Course Title: Parenteral Moderate Sedation

Course Sponsor: Oregon Academy of General Dentistry

Name of person submitting information: Kenneth L. Reed, DMD

Email address: klrdmd@gmail.com

Phone: 520-370-3693

Title: Course Director

Date: March 10, 2023

Course Director:

Name: Kenneth L. Reed, DMD

License Number and State: D6566 Oregon

Email: klrdmd@gmail.com

Phone: 520-370-3693

Name of the facility where the course is presented: Oregon AGD Facility

Location: 13333 SW 68th Parkway #010 Tigard, OR 97223

Course is presented at a: ☐ Dental Office ☐ Dental School ☐ Surgical Center

☐ Hospital

Other: Dedicated CE facility

Is the Course Sponsor AGD PACE or ADA CERP approved? ☐ Yes

AGD PACE Provider Number: 219322

ADA CERP Provider Number: _____

Has this course changed since the last time it was evaluated by the Board (annual evaluation)? No ☐ Yes ☐

If yes, please summarize the changes below:

A course must meet the requirements set forth in ARSD 20:43:09:04.03. Please verify by checking each statement below:			YES	NO
The course satisfies all objectives and content as described in Part 5 of the Guidelines for Teaching Pain Control and Sedation to Dentists and Dental Students (2016 Edition).	X			
The course includes a minimum of 60 clock hours of coursework that is provided through didactic instruction.	X			
The course includes the administration of moderate parenteral sedation via the intravenous route to at least 20 individually managed live patients by each course participant, and for each of these individually managed patients the course participant is listed on the anesthesia record, administers the drugs, and documents the administration and physiologic findings on the anesthesia record.	X			
The course includes clinical experience in the management of the compromised airway and establishment of intravenous access.	X			
The course has a clinical participant-faculty ratio of not more than four-to-one.	X			
The course provides additional clinical experience if the course participant has not achieved competency within the time allotted for the course.	X			
The course includes a mechanism for the course participant to evaluate the performance of individuals presenting the course material, a summary of which is maintained and available for review.	X			
The course director holds a current permit or license to administer general anesthesia and deep sedation or moderate sedation in at least one state.	X			
The course director has at least three years of experience administering general anesthesia and deep sedation or moderate sedation, including formal postdoctoral residency training in anxiety and pain control.	X			
The course director certifies the competency of a course participant in each moderate sedation technique, including instruction, clinical experience, managing the airway, intravascular or intraosseous access, and reversal drugs, before the course participant is issued documentation verifying successful completion of the course.	X			
The course director has not been subject to any disciplinary action by a licensing board. <i>If yes, please attach a detailed explanation.</i> <i>A course director may be required to participate in an interview as part of the course review before the board approves the course.</i>			X	

I certify that all the information contained in this form and in any attachments or additional documents submitted herewith are true and correct.

Signature:  Date: March 10, 2023

Printed Name: Kenneth L. Reed, DMD

KLR = Kenneth L. Reed, DMD
SFM = Stanley F. Malamed, DDS
AJO = Amanda J. Okundaye, DDS
AMF = Andrea M. Fonner, DDS
JWB = Jason W. Brady, DMD
JAK = Jeff A. Kobernick, DMD
Short bios: <https://www.learnivsedation.com/gallery>

January 6:

Introduction KLR (2 hours)
History of Anesthesia KLR (2 hours)
Definitions KLR (1 hour)
Patient Evaluation JWB (3 hours)

January 7:

Physical Evaluation JWB (5 hours)
Pharmacology of the Benzodiazepines KLR (2 hours)
Case Selection & Assessment AJO (1 hour)

January 8:

Pediatrics AJO (1.5 hours)
IV Sedation Techniques AJO (1.5 hours)
Airway Management AMF (2 hours) AJO
Monitoring & Monitors AMF (2 hours) AJO

January 9:

Enteral Sedation KLR (1.5 hours)
Documentation Standards for Moderate Sedation AMF (1.5 hours) AJO
Venipuncture Techniques and Complications of Venipuncture AMF (2 hours) AJO

February 3:

Post-Operative Analgesics JAK (2 hours)
Nitrous Oxide SFM (2 hours)
Geriatrics SFM (2 hours)
Adjunctive Agents JAK (2 hours)

February 4:

ECG Interpretation SFM (2 hours)
Pharmacology of the Opioids KLR (2 hours)
Local Anesthesia KLR (2 hours)
Pharmacology of the Emergency Drugs KLR (2 hours)
Practical Aspects of IV Sedation AMF (1 hour)

February 5:

Medical Emergencies AJO/AMF (6 hours)
Rose Monitoring (1 hour)
State Board Exams KLR (1/2 hour)
Introduction to Sim-Man KLR (1/2 hour)

February 6:

Sim-Man KLR, AJO (5 hours)

Clinic:

March 10 KLR, AMF (4 hours lecture)

March 11 AJO, KLR, AMF

March 12 AJO, KLR, AMF

March 13 AJO, KLR, JAK

March 14 KLR, JAK

-OR-

April 7 KLR, AMF (4 hours lecture)

April 8 AJO, KLR, AMF

April 9 AJO, KLR

April 10 AJO, KLR, JAK

April 11 KLR, JAK

KENNETH L. REED

12090 N. Thornydale Road
Suite 110, #286
Marana, AZ 85658

E-Mail: klrdmd@gmail.com

Phone: 520.370.3693

March 1, 2022

EDUCATION & CERTIFICATIONS:

[ADBA](#) (Diplomate, [American Dental Board of Anesthesiology](#))

CERTIFICATE:

[Dental Anesthesiology](#)

[Lutheran Medical Center](#)

Brooklyn, NY

[FADSA](#) (Fellow in General Anesthesia of the [American Dental Society of Anesthesiology](#))

ACLS (Advanced Cardiac Life Support) - Current

BLS (Basic Life Support) – Current

PALS (Pediatric Advanced Life Support) - Current

ACLS Instructor:

1996 – 2000

BLS (CPR) Instructor:

2011 – 2013, 2002 – 2004, 1991 – 1993

ADVANCED TRAINING IN ANESTHESIOLOGY:

[Oregon Health Sciences University](#)

Portland, OR.

CERTIFICATE:

[Periodontology](#)

[Oregon Health Sciences University School of Dentistry](#)

Portland, OR.

Dentariae Medicinae Doctorae (DMD)

[Oregon Health Sciences University School of Dentistry](#)

Portland, OR.

B.A.
[The University of Arizona](#)
Tucson, AZ.

HONORS & APPOINTMENTS

2022 – Present	<u>Certified Parliamentarian</u> <u>American Institute of Parliamentarians</u>
2021 – Present	<u>Professional Registered Parliamentarian</u> <u>National Association of Parliamentarians</u>
2021 – Present	Secretary <u>American Dental Board of Anesthesiology</u>
2021 – Present	Director, Board of Directors <u>American Dental Board of Anesthesiology</u>
2021 – Present	Parliamentarian <u>Flying Samaritans, Arizona</u> Tucson, AZ
2021 - Present	Secretary <u>Flying Samaritans, Arizona</u> Tucson, AZ
2020	Dentist of the Year <u>Oregon Academy of General Dentistry</u> Tigard, OR
2020	Committee on Elections <u>American Institute of Parliamentarians</u> Schaumburg, IL
2020 – Present	Committee on Member Services <u>American Institute of Parliamentarians</u> Schaumburg, IL
2020 – Present	Oral Board Examiner <u>American Dental Board of Anesthesiology</u>
2019	2020 Annual Meeting and Programs Committee <u>American Society of Dentist Anesthesiologists</u>

2018 – Present	<u>International College of Dentists - Global Health Student Association (ICD-GHSA) NYU Langone Dental Chapter</u> Faculty Advisor Brooklyn, NY
2018 - Present	<u>Commission on Dental Accreditation</u> Site Visitor – Dental Anesthesiology Chicago, IL
2017 - 2019	Immediate Past President <u>American Dental Society of Anesthesiology</u> Chicago IL
2017 – Present	Advisory Board Dental Hygiene Program <u>Pima Community College</u> Tucson, AZ.
2016 – Present	Affiliate Assistant Professor Department of Periodontology <u>School of Dentistry</u> The Oregon Health Science University Portland, OR.
2015 – Present	Consultant Faculty <u>NYU Hospital</u> 545 1st Avenue Greenberg Hall New York, NY
2015 - 2017	President <u>American Dental Society of Anesthesiology</u> Chicago IL
2013 – Present	Associate Program Director Dental Anesthesiology <u>NYU Langone Hospital - Brooklyn</u> (formerly Lutheran Medical Center) Brooklyn, NY.
2013 - 2015	President Elect <u>American Dental Society of Anesthesiology</u> Chicago IL
2011 - Present	Member Anesthesia Committee <u>Arizona State Board of Dental Examiners</u>

2011 - Present	<p>Clinical Instructor Department of Dentistry Faculty of Medicine and Dentistry University of Alberta Edmonton, Alberta, Canada</p>
2011 – 2016	<p>Affiliate Assistant Professor Department of Restorative Dentistry School of Dentistry The Oregon Health Science University Portland, OR.</p>
2011 - 2013	<p>Vice President American Dental Society of Anesthesiology Chicago, IL</p>
2011 - 2013	<p>Chair Committee on Ethics & Bylaws American Dental Society of Anesthesiology</p>
2011 - 2013	<p>Chair Committee on Heidbrink Award American Dental Society of Anesthesiology</p>
2011 - 2013	<p>Chair Committee on Annual Meetings & Programs American Dental Society of Anesthesiology</p>
2011 - 2012	<p>Member Committee on Annual Meetings & Programs: IFDAS 2012 American Dental Society of Anesthesiology</p>
2011 - 2017	<p>Member Committee on Strategic Planning American Dental Society of Anesthesiology</p>
2011 - 2017	<p>Member Committee on Research & Essay Awards American Dental Society of Anesthesiology</p>
2011 - 2019	<p>Member Committee on Examinations American Dental Society of Anesthesiology</p>
2011 – 2018	<p>ADA Seminars Series Bare Bones Basic Emergency Drug Kit</p>

	On-line CE course http://www.adaceonline.org
2011 – 2019	American Dental Association (ADA) - Consultant Chicago, IL.
2010 - 2019	Fellow American College of Dentists (ACD)
2010 – 2015	Course Faculty Airway Management Course American Dental Association
2010 – Present	Attending in Anesthesiology Graduate Pediatric Dentistry NYU Langone Hospital - Brooklyn (formerly Lutheran Medical Center) Brooklyn, NY.
2009 – Present	Attending in Anesthesiology Dental Anesthesiology NYU Langone Hospital - Brooklyn (formerly Lutheran Medical Center) Brooklyn, NY.
2009 – 2015	Associate Professor in Residence The University of Nevada Las Vegas School of Dental Medicine Las Vegas, NV.
2008 - 2011	Chair Committee on Continuing Education American Dental Society of Anesthesiology
2008 – 2010	Chair Subcommittee: Parenteral Sedation Certifying Course American Dental Society of Anesthesiology
2008 – 2019	Consultant Committee on Membership and Component Development American Dental Society of Anesthesiology
2008 – 2010	Member Committee on Dental Education Arizona State Dental Association
2008 – 2009	Co-Chair Subcommittee: Enteral Sedation Courses: Chicago, Las Vegas

	and Charleston American Dental Society of Anesthesiology
2006 – 2016	Chair ADA Standards Committee Working Group 4.32 on Syringes, Cartridges, and Needles
2006 – 2008	Chair Committee on Membership and Component Development American Dental Society of Anesthesiology
2006 – 2011	Chair and Fellow Committee on Examinations American Dental Society of Anesthesiology
2004 – 2016	Assistant Editor Anesthesia Progress
2004 – 2010	Scientific Advisory Panel Journal of Endodontics
2003 – 2011	Board of Directors American Dental Society of Anesthesiology
2003 – 2006	Advisory Board Dental Hygiene Program Pima Community College Tucson, AZ.
2003 – 2006	Chair Committee on Continuing Education American Dental Society of Anesthesiology
2003 – 2006	Chair Committee on Technology American Dental Society of Anesthesiology
2002 – 2010	Member Continuing Education Committee Southern Arizona Dental Society
2001 – 2016	Editorial Review Board Anesthesia Progress
2000 – 2007	Delegate American Dental Society of Anesthesiology

2000 – 2013	Assistant Director Advanced Education in General Dentistry Arizona Region Lutheran Medical Center Brooklyn, NY.
1999 – 2016	Clinical Associate Professor Endodontics, Oral and Maxillofacial Surgery and Orthodontics The Ostrow School of Dentistry of the University of Southern California Los Angeles, CA.
1999 - 2000	Chair Subcommittee on Clinical Sedation American Dental Society of Anesthesiology
1999 – 2000	Chair Subcommittee on Medical Emergencies American Dental Society of Anesthesiology
1997 - 2019	Member Continuing Education Committee American Dental Society of Anesthesiology
1997 - 2004	Consultant and Attending Department of Dentistry Veterans Administration Medical Center Tucson, AZ
1997 - 2006	Member Anesthesia Committee Arizona State Board of Dental Examiners
1996 - 1998	Delegate Arizona Dental Association
1996 - Present	Consultant & Expert Witness Arizona State Board of Dental Examiners
1995 - 1997	Member Council on Membership Recruitment & Retention Arizona Dental Association
1994 - 1998	Member Council on Communications Arizona Dental Association

1994 - Present Evaluator
On-Site Inspector for Anesthesia
[Arizona State Board of Dental Examiners](#)

1993 Adjunct Faculty
Distinguished Teaching Award
[Pima Community College](#)

1993 - 2006 Adjunct Faculty
[Pima Community College](#)

JOURNAL REVIEWER

2020 - Present [British Medical Journal – Case Reports](#)

2012 – Present Scientific Advisory Panel
[Journal of Endodontics](#)

2013 – 2016 [Indian Journal of Critical Care Medicine](#)

2012 – 2016 [Journal of Oral and Maxillofacial Surgery, Medicine and Pathology](#)

2012 – 2016 [Journal of Dentistry](#)

2011 – Present [JADA](#)
The publication of the American Dental Association

2008 – 2016 [Special Care in Dentistry](#)
The publication for the [Special Care Dentistry Association](#)

2004 – 2010 Scientific Advisory Panel
[Journal of Endodontics](#)

2001 – 2016 Editorial Review Board
[Anesthesia Progress](#)
The publication for the [American Dental Society of Anesthesiology](#), et. al.

1997 - Present [Anesthesia Progress](#)
The publication for the [American Dental Society of Anesthesiology](#), et. al.

1993 - 2016 [General Dentistry](#)
The publication for the [Academy of General Dentistry](#)

PROFESSIONAL AFFILIATIONS

[American Dental Association](#)
[American Dental Society of Anesthesiology](#)
[American Society of Dentist Anesthesiologists](#)
[Arizona Dental Association](#)
[Delta Sigma Delta Professional Dental Fraternity](#)

EMPLOYMENT

2013 – Present	Associate Program Director Dental Anesthesiology Residency <u>NYU Langone Hospital - Brooklyn</u> (formerly Lutheran Medical Center) Brooklyn, NY.
2013 – Present	Attending in Anesthesia Dental Anesthesiology Residency California Region <u>NYU Langone Hospital - Brooklyn</u> Brooklyn, NY.
2010 – Present	Attending in Anesthesia Graduate Pediatric Dental Residency <u>NYU Langone Hospital - Brooklyn</u> Brooklyn, NY.
2009 – Present	Attending in Anesthesia Dental Anesthesiology Residency <u>NYU Langone Hospital - Brooklyn</u> Brooklyn, NY.
2009 – 2011	Flight Instructor Tucson Aeroservice Center Tucson, AZ.
2009 – Present	Flight Instructor Self Employed
2000 – Present	Attending in Anesthesia Advanced Education in General Dentistry <u>NYU Lutheran Medical Center</u> Brooklyn, NY.
2000 – 2013	Assistant Director Advanced Education in General Dentistry

Arizona Region
[Lutheran Medical Center](#)
Brooklyn, NY.

1998 – Present [Kenneth L. Reed DMD, PC.](#)
Arizona
Anesthesia for Dentistry

1991 - 2001 Tucson Dental Specialties, P.C.
Tucson, AZ
Periodontics

RESEARCH

1989 - 1991 Primary Investigator

A pilot study comparing ketoprofen and acetaminophen with hydrocodone for the relief of post-operative periodontal discomfort. *Anesthesia Progress* 44:49-54 1997.

1988 - 1989 Primary Investigator

Will a block injection of bupivacaine given at the end of a periodontal surgery decrease the quantity of opioid analgesics taken by a patient?

1988 Primary Investigator

A review of 300 current active patient's charts at the Oregon Health Sciences University School of Dentistry to determine the most commonly taken drugs, the average number of drugs taken, the average patient age, and the percent of patients taking drugs.

PUBLICATIONS

Working with a Dentist Anesthesiologist. Reed, KL Okundaye, AJ. in Wright's Behavior Management in Dentistry for Children, Second Edition. Editor: Kupietzky, A. Wiley. 2021.

Management of Emergencies Associated with Sedation for The Pediatric Dental Patient. Reed, KL Okundaye, AJ. in Wright's Behavior Management in Dentistry for Children, Second Edition. Editor: Kupietzky, A. Wiley. 2021.

Local and Regional Anesthesia in Dental and Oral Surgery in Complications of Regional Anesthesia: Principles of Safe Practice in Local and Regional Anesthesia. Malamed SF, Reed KL, Okundaye AJ & Fonner AM. Chapter 21, Pages 341-358. Editors: Finucane & Tsui. Springer; 3rd ed. 2017.

Post-Operative Pain Management Strategies for Acute Dental Pain. Fonner, AM & Reed, KL. *Decisions in Dentistry*. Belmont Publications. 3(3):29-30,32-33. 2017.

Responding to Cardiac Arrest. Fonner, AM & Reed, KL. Decisions in Dentistry. Belmont Publications. 2016 2:7, 48-51.

Anesthetic Adversity: Failed Sedation. Stevens, RL & Reed, KL. Anesthesia Complications in the Dental Office. Editors Bosack, R & Lieblich, S. Wiley June 2015.

Section Editor, Section 3: Oral and Maxillofacial Surgery/Pain Control 2.0 Local Anesthesia in Mosby's Review for the NBDE Part II, Second edition. Mosby. June 2014.

Why Capnography? Okundaye, AJ, Reed, KL, Fonner, AM. The Pulse. 2014. 46;1, 2-4.

Working with a Dentist Anesthesiologist. Reed, KL Okundaye, AJ. in Behavior Management in Dentistry for Children. Editors: Wright, GZ., Kupietzky, A. Wiley. April, 2014.

Management of Emergencies Associated with Pediatric Dental Sedation. Reed, KL Okundaye, AJ. in Behavior Management in Dentistry for Children. Editors: Wright, GZ., Kupietzky, A. Wiley. April, 2014.

Be Prepared - How to Manage a Medical Emergency in the Dental Office. Fonner, AM. Reed, KL. Dimensions of Dental Hygiene. Belmont Publishing. 11(5): 48-51. May 2013.

Local Anesthesia Part 2: Technical Considerations. Reed, KL., Malamed, SF., Fonner, AM. Anesth Prog 59:127-137, 2012.

Local Anesthetics: Review of Pharmacological Considerations. Becker, DE. & Reed, KL. Anesth Prog 59:90-102, 2012.

TCI (Target Controlled Infusion). Reed, KL. The Pulse. 2011 44:3, 20-21.

The impact of regulation on enteral sedation in dentistry. In: Boynes SG, ed: Dental Anesthesiology: A Guide to the Rules and Regulations of the United States of America. Stevens RL, Reed KL. Chicago, No-No Orchard Publishing; 2011:41-43.

Allergy & Anaphylaxis. Reed, KL. Inside Dentistry. Pages 126-127. March 2011.
Needle Breakage: Incidence and Prevention. Malamed, SF., Reed, KL., Poorsattar, S. Dent Clin N Am 54 (2010) 745-576.

Basic Management of Medical Emergencies: Recognizing a Patient's Distress. Reed, KL. JADA 2010;141(5 suppl):20s-24s.

The History and Current Status of Anesthesiology in Dentistry, 2008. Reed KL. NV Dent Assn J, 11:1, pp 15-18, Spring 2009.

Chapter 36: The Geriatric Patient in Sedation: A Guide to Patient Management 5th ed. Mosby 2009. Malamed, SF. primary author

Chapter 38: The Physically Compromised Patient in Sedation: A Guide to Patient Management 5th ed. Mosby 2009. Malamed, SF. primary author

Chapter 39: Neurologic Illnesses and Other Conditions in Sedation: A Guide to Patient Management 5th ed. Mosby 2009. Malamed, SF. primary author

Section Editor, Section 3: Oral and Maxillofacial Surgery/Pain Control 2.0 Local Anesthesia in Mosby's Review for the NBDE part II Mosby 2007.

Essentials of Local Anesthetic Pharmacology. Becker, D. & Reed, KL. Anesth Prog 53(3): 98-109, 2006.

Chapter 38: The Physically Compromised Patient in Sedation: A Guide to Patient Management 4th ed. Mosby 2005 Malamed, SF. primary author

Chapter 39: Neurologic Illnesses and Other Conditions in Sedation: A Guide to Patient Management 4th ed. Mosby 2005 Malamed, SF. primary author

A Brief History of Anesthesiology in Dentistry. Reed KL Texas Dent Assn J, 119(3): 219-225. March 2002.

Internet Resources for Dental Anesthesia. Rosenberg M, Reed KL Anesth Prog (1999 Winter) 46(1):30-6.

A pilot study comparing ketoprofen and acetaminophen with hydrocodone for the relief of postoperative periodontal discomfort. Reed KL, Smith JR, Lie T, Adams DF Anesth Prog (1997 Spring) 44(2):49-54

Local Anaesthetics in Dentistry Reed, KL Pharma Projects (UK) vol. 1, issue 6: 13-16 April 1996.

Pharmacology in Dentistry Monthly Column Reed, KL., 1994 - 1998 Inscriptions - Journal of the Arizona Dental Association

Advanced Techniques of Local Anesthetic Injection. Reed KL Gen Dent (1994 May-Jun) 42(3):248-51

Sonic Scalers: A Review. Reed KL Gen Dent (1992 Jan-Feb) 40(1):34-6.

1991 – 1994 Contributing Editor, Periodontal Abstracts Journal of the Western Society of Periodontology

PROFESSIONAL LICENSES & GENERAL ANESTHESIA PERMITS:

2016 – 2019	Nevada #6842
2013 – 2019	California #63092

1990 – Present Arizona #4183
1989 – Present Oregon #D6566

CONTINUING EDUCATION:

More than 10,000 hours of continuing education in anesthesia and related topics given.

AVIATION:

[Airline Transport Pilot](#), Airplane Multi-Engine Land
[Commercial Pilot](#), Airplane Single Engine Land
[Certificated Flight Instructor](#), Airplane Single Engine Land
Certificated Flight Instructor, Instrument Airplane Land
Certificated Flight Instructor, Airplane Multi-Engine Land
Advanced Ground Instructor
[Remote Pilot](#), Small UAS (Commercial Drone Pilot)
Board of Directors, [Flying Samaritans](#)
Secretary, [Flying Samaritans](#)
Command Pilot, [Angel Flight West](#)
Safety Officer, Arizona Wing [Angel Flight West](#)
Homeland Security Emergency Air Transportation System ([HSEATS](#))
[Veterans Airlift Command Pilot](#)

PARLIAMENTARY LAW:

[Certified Parliamentarian](#), [American Institute of Parliamentarians](#)
[Professional Registered Parliamentarian](#), [National Association of Parliamentarians](#)
Parliamentarian, [Flying Samaritans Arizona, Tucson Chapter](#)
Chair, Committee on Bylaws, [Arizona Professional Registered Parliamentarians](#), [National Association of Parliamentarians](#).
Committee on Member Services, [American Institute of Parliamentarians](#), Schaumburg IL.



South Dakota State Board of Dentistry

P.O. Box 1079, 1351 N. Harrison Ave. Pierre, SD 57501-1079

Ph: 605-224-1282

Fax: 1-888-425-3032

E-mail: contactus@sdboardofdentistry.com

www.sdboardofdentistry.org

Moderate Sedation Course Review

Please submit this form with a course syllabus and instructor CV to contactus@sdboardofdentistry.com by March 17.

The Board will review moderate sedation courses annually and may only approve courses that have submitted documentation necessary to verify that the course requirements outlined in ARSD 20:43:09:04.03 have been met.

If a completed form is not returned by the date above, your course cannot be approved.

Course Title: _____

Course Sponsor: _____

Name of person submitting information: _____

Email address: _____ Phone: _____

Title: _____ Date: _____

Course Director:

Name: _____ License Number and State: _____

Email: _____ Phone: _____

Name of the facility where the course is presented: _____

Location: _____

Course is presented at a: Dental Office Dental School Surgical Center
 Hospital Other: _____

Is the Course Sponsor AGD PACE or ADA CERP approved? Yes No

AGD PACE Provider Number: _____

ADA CERP Provider Number: _____

Has this course changed since the last time it was evaluated by the Board (annual evaluation)? Yes No

If yes, please summarize the changes below:

A course must meet the requirements set forth in ARSD 20:43:09:04.03.		
Please verify by checking each statement below:	YES	NO
The course satisfies all objectives and content as described in Part 5 of the Guidelines for Teaching Pain Control and Sedation to Dentists and Dental Students (2016 Edition).		
The course includes a minimum of 60 clock hours of coursework that is provided through didactic instruction.		
The course includes the administration of moderate parenteral sedation via the intravenous route to at least 20 individually managed live patients by each course participant, and for each of these individually managed patients the course participant is listed on the anesthesia record, administers the drugs, and documents the administration and physiologic findings on the anesthesia record.		
The course includes clinical experience in the management of the compromised airway and establishment of intravenous access.		
The course has a clinical participant-faculty ratio of not more than four-to-one.		
The course provides additional clinical experience if the course participant has not achieved competency within the time allotted for the course.		
The course includes a mechanism for the course participant to evaluate the performance of individuals presenting the course material, a summary of which is maintained and available for review.		
The course director holds a current permit or license to administer general anesthesia and deep sedation or moderate sedation in at least one state.		
The course director has at least three years of experience administering general anesthesia and deep sedation or moderate sedation, including formal postdoctoral residency training in anxiety and pain control.		
The course director certifies the competency of a course participant in each moderate sedation technique, including instruction, clinical experience, managing the airway, intravascular or intraosseous access, and reversal drugs, before the course participant is issued documentation verifying successful completion of the course.		
<p>The course director has not been subject to any disciplinary action by a licensing board. <i>If yes, please attach a detailed explanation.</i></p> <p><i>A course director may be required to participate in an interview as part of the course review before the board approves the course.</i></p>		

I certify that all the information contained in this form and in any attachments or additional documents submitted herewith are true and correct.

Signature: Randy Pigg Date: _____

Printed Name: _____



IV Moderate Sedation Training Program for Dentists

updated **16Jan23**

Course Description: This course is designed to prepare the general dentist to incorporate techniques in intravenous conscious sedation into their practices. The course will include demonstrations, lectures and an intensive clinical component. There will be a total of 60 hours devoted to lecture and 40 hours of live clinical rotation where the participant will be responsible for individually performing moderate sedation on at least 20 dental patients while supervised.

Prerequisites: The participant must hold a dental or medical degree, must be licensed to practice dentistry or medicine in a given state and have current malpractice insurance. Current BCLS certification must be obtained prior to the course. Participants are to meet all prerequisites prior to first meeting.

Course Structure:

- (1) The lecture and demonstration portion of this course will consist of 60 hours of instruction.
- (2) Hands on airway management and medical emergency lab must be completed prior to scheduling clinical component.
- (3) Following completion of the lecture/demonstration series, the participant will be scheduled for a clinical participation component at which time he/she will improve his/her IV sedation and venipuncture techniques. The Oral and Maxillofacial Surgery collaboration members and/or anesthesiologist will supervise all activities with a 2 student to 1 faculty member ratio.
During this residency, the clinician will perform a minimum of 20 IV individually administered sedation cases on dental patients (typically cases lasting an hour or less, ie. simple extractions, FMD etc... on phobic patients). Clinical locations are typically ambulatory surgery centers, oral surgery offices or locations that are currently utilizing parenteral moderate sedation and have been inspected by state dental board and permitted to provide such service.
- (4) At the completion of the lecture portion, the clinician will be required to successfully complete a written examination.
- (5) Advanced Cardiac Life Support (ACLS) training must be obtained prior to scheduling clinical rotation.
- (6) Assisting/Monitoring staff will be required to attend portions of the didactic and clinical training.

Course Objectives:

- To prepare the dentist to incorporate safe IV sedation administration into practice

- Properly access and obtain appropriate medical history and assessment of patients to determine suitability of moderate sedation
- Understand the regulations and requirements of state legislation / dental boards, to adhere to national standards and guidelines
- To explain and understand agonist-antagonist effects and pharmacokinetic properties of commonly used sedative agents
- To recognize and react to medical emergencies while providing leadership and direction to others involved in resuscitative efforts
- Manage the airway using basic and advanced equipment and techniques
- Effectively utilize current monitoring, pharmaceuticals and rescue equipment

CE Hours: Approximately 100 hours.



Conscious Sedation Consulting, LLC is an ADA CERP Recognized Provider. *ADA CERP is a service of the American Dental Association to assist dental professionals in identifying quality providers of continuing dental education. ADA CERP does not approve or endorse individual courses or instructors, nor does it imply acceptance of credit hours by boards of dentistry.*



Conscious Sedation Consulting LLC is designated as an Approved PACE Program Provider by the Academy of General Dentistry. The formal continuing dental education programs of this provider are accepted by the AGD for Fellowship, Mastership and membership maintenance credit. Approval does not imply acceptance by a state or provincial board of dentistry or AGD endorsement. The current term of approval extends from January 1, 2018 to December 31, 2019.

Conscious Sedation Consulting
14252 County Road 251
Salida, CO 81201
“Creating a culture of safety through education.”

Steven F. Woodring, DO

Board Certified Anesthesiologist

EXPERIENCE

President & CEO, Mobile Anesthesiologists of Florida, Inc., Naples, FL, 2010-present

- Provide turnkey anesthesia and recovery services to office-based surgical practices

Attending Anesthesiologist, Anesthesia and Pain Consultants of Southwest Florida, MD, PA, 2010-present

- Provide general anesthesia services for Gulf Coast Medical Center and several ambulatory surgical centers

Attending Anesthesiologist, Anesthesia Providers Unlimited, LLC, 2009-present

- Provide general anesthesia services for Lehigh Regional Medical Center and Bonita Community Medical Center

Attending Anesthesiologist, Anesthesia Associates of Naples, PC, 2007-2009

- Major vascular, peds, OB/gyn, ortho, general cases for Physicians Regional Medical Center

EDUCATION

Anesthesiology Resident, Case Western Reserve University – MetroHealth, Cleveland, OH, 2004-2007

- Level 1 trauma and burn center, level 3 NICU, high risk OB

Traditional Intern, OUCOM – Cuyahoga Falls General Hospital, Cuyahoga Falls, OH, 2003-2004

Doctor of Osteopathic Medicine, Kirksville College of Osteopathic Medicine, Kirksville, MO, 1999-2003

Post-Baccalaureate Studies, Neuroscience/Premed, University of Pittsburgh, Pittsburgh, PA, 1994-1997

Bachelor of Science, Psychology, Penn State Erie, The Behrend College, 1987-1991

PROFESSIONAL AFFILIATIONS

American Society of Anesthesiologists, member, 2004-present

Florida Society of Anesthesiologists, member, 2007-present

American Society of Regional Anesthesia and Pain Medicine, member, 2006-present

Society for Ambulatory Anesthesia, member, 2010-present

RESEARCH EXPERIENCE

Research Specialist, Cardiovascular Health Study, University of Pittsburgh, Pittsburgh, PA, 1999

- Assisted with obtaining medical and psychosocial data from study participants

Research Specialist, Physiology, University of Arizona, Tucson, AZ, 1997-1998

- Designed and managed lab facilities, including computer network and equipment fabrication
- Assisted with microneurographical and muscle fatigue studies

Research Specialist II, Otolaryngology, University of Pittsburgh, Pittsburgh, PA, 1996-1997

- Assisted with vestibular studies, performed large animal surgical preparations
- Presented poster at *Society for Neuroscience 26th Annual Meeting*, 1996

Research Assistant, Neuropsychology, University of Pittsburgh, Pittsburgh, PA, 1994-1995

- Investigated moderating factors between alcohol/drug use and HIV risk
- Presented poster at *American Psychological Association Conference* 1995

CURRICULUM VITAE

Name and Present Position:

Henry W. Ferguson, DMD
Associate Professor
Vice Chairman and Director of Residency Training
Department of Oral and Maxillofacial Surgery
Augusta University Dental College of Georgia
Augusta, GA 30912

Work Address:

Augusta University
Dental College of Georgia
Department of Oral and Maxillofacial Surgery
1430 John Wesley Gilbert Drive
Room GC 1057
Augusta, GA 30912

Telephone:

Work: (706) 721-2411/2412
Fax: (706) 721-3511
e-mail: heferguson@augusta.edu

Home Address:

430 Congressional Court
Martinez, GA 30907

Mailing Address:

430 Congressional Court
Martinez, GA 30907

Telephone:

Home: (706)- 863-0910
Cell: (706)- 951-7387

Home of Record:

8360 Bricelyn Street
Pittsburgh, PA 15221

Date and Place of Birth:

13 Feb 54, Pittsburgh, Pennsylvania

Citizenship:

USA

Education:

B.A.	1976	Slippery Rock State College Slippery Rock, PA 16057
D.M.D.	1980	University of Pittsburgh School of Dental Medicine, Pittsburgh, PA 15222

Post Graduate Education:

Certificate	1991	Oral and Maxillofacial Surgery Residency Program Eisenhower Army Medical Center Fort Gordon, GA 30905-5650
-------------	------	--

Board Certification:

Diplomate American Board of Oral and Maxillofacial Surgery
ABOMS Recertification September 2013
Diplomate National Dental Board of Anesthesiology 2001

Fellowships:

Fellow American Association of Oral and Maxillofacial Surgeons
Fellow American College of Oral and Maxillofacial Surgeons
Fellow American Dental Society of Anesthesia

Professional Society Membership:

American Dental Association
Georgia Dental Association
American Association of Oral and Maxillofacial Surgery
American College of Oral and Maxillofacial Surgeons
American Dental Society of Anesthesia
National Society of Oral and Maxillofacial Surgeons
Georgia Society of Oral and Maxillofacial Surgeons
American Dental Education Association

State License:

Georgia	Active
South Carolina	Active
Pennsylvania	Inactive

Hospital Affiliations:

May 2004- present	MCG/GHSU/GRU/AU Medical Center Augusta, Georgia MCG/GHSU/GRU Children's Medical Center/ CHOG (Children's Hospital of Georgia, formerly Children's Medical Center (CMC) Augusta, Georgia
May 2004-Present	Veterans Administration Hospital and Medical Center Augusta, Georgia
April 2006-present	Augusta State Medical Prison Grovetown, Georgia
June 1994-March 2004	Eisenhower Army Medical Center Fort Gordon, Georgia
Jan 1992-June 1994	Ireland Army Community Hospital Fort Knox, Kentucky
July, 1991-Dec, 1994	William Beaumont Army Medical Center Fort Bliss, Texas
July 1987-July 1991	Eisenhower Army Medical Center Fort Gordon, Georgia

Professional Appointments:

June 2006-present	Vice Chair Augusta University Medical Center (formerly the Medical College of Georgia, Georgia Health Sciences University, Georgia Regents University Augusta) Dental College of Georgia (former College of Dental Medicine) Department of Oral and Maxillofacial Surgery Augusta, GA 30912
Jun 2005-June 2006	Interim Chairman Department of Oral and Maxillofacial Surgery MCG School of Dentistry Augusta, GA 30912
May 2005-Dec 2017	Director of Post Graduate Training Augusta University Medical Center (formerly the Medical College of Georgia, Georgia Health Sciences University, Georgia Regents University Augusta) Dental College of Georgia (former College of Dental Medicine) Department of Oral and Maxillofacial Surgery Augusta, GA 30912
May 2004-present	Associate Professor Department of Surgery Augusta University Medical Center (formerly the Medical College of Georgia, Georgia Health Sciences University, Georgia Regents University Augusta) Augusta, GA 30912

Apr 2004-present	Associate Professor Augusta University Medical Center (formerly the Medical College of Georgia, Georgia Health Sciences University, Georgia Regents University Augusta) Dental College of Georgia (former College of Dental Medicine) Department of Oral and Maxillofacial Surgery Augusta, GA 30912
Mar 2004-Apr 2004	Awaiting faculty appointment to MCG
Mar 2003-Mar 2004	Staff, Oral and Maxillofacial Surgeon, Eisenhower Army Medical Center Fort Gordon, GA Mentor/Teaching Faculty, Oral and Maxillofacial Surgery Residency Program Teaching Faculty, for Graduate Dental Education Programs US Army Dental Activity Fort Gordon GA 30905
Feb 2001-Mar 2003	Chairman, Department of Oral and Maxillofacial Surgery Eisenhower Army Medical Center, Fort Gordon, GA 30905 Program Director, Oral and Maxillofacial Surgery Residency Training Program Eisenhower Army Medical Center, Fort Gordon, GA 30905 Staff, Oral and Maxillofacial Surgeon, Eisenhower Army Medical Center Fort Gordon, GA
Feb 2001-July 2002	Chairman, Department of Hospital Dentistry Eisenhower Army Medical Center, Fort Gordon, GA 30905
Jul 1994-Aug 1999	Chief, Dental Services 249th General Hospital Fort Gordon, GA.
Mar 1998-Feb 2001	Assistant Chairman, Department of Oral and Maxillofacial Surgery Eisenhower Army Medical Center Fort Gordon, GA Assistant Program Director, Oral and Maxillofacial Surgery Residency Training Program

Jul 1994-Mar 1998 Mentor, Oral and Maxillofacial Surgery Residency Program
Staff, Oral and Maxillofacial Surgeon,
Eisenhower Army Medical Center
Fort Gordon, GA

Nov 1992-July 1994 Adjunct Assistant Professor,
Department of Surgical and Hospital Dentistry,
University of Louisville School of Dentistry,
Louisville, KY

Jan 1992-July 1994 Assistant Chief, Oral and Maxillofacial Surgery Service
Staff Oral and Maxillofacial Surgeon
Ireland Army Community Hospital
Fort Knox, KY
Mentor in Oral and Maxillofacial Surgery for
Advanced Education in General Dentistry and
Post Graduate Training in Orthodontic Residency Programs

July 1991-Dec 1991 Staff, Oral and Maxillofacial Surgery
Mentor, Oral and Maxillofacial Surgery Residency Program,
William Beaumont Army Medical Center,
Fort Bliss, TX

1987-1991 Residency in Oral and Maxillofacial Surgery
Eisenhower Army Medical Center
Fort Gordon, GA

1985-1987 General Dental Officer
Fort Meade, MD

1984-1985 General Dental Officer
Chief, Oral Surgery Svc, Carius Dental Clinic
10th MED DET
Youngsan, Korea

1980-Dec 1983 General Dental Officer
Fort Gordon, GA

Teaching Affiliations:

Jan 2006-present Course Director, Advanced Oral and Maxillofacial Surgery
Dental College of Georgia (former College of Dental Medicine)
Augusta, GA 30912

June 2017-present Course Director, Intravenous Conscious Sedation Course
Dental College of Georgia (former College of Dental Medicine)
Augusta, GA 30912

Aug 2004-June 2017	Co-Course Director, Intravenous Conscious Sedation Course Dental College of Georgia (former College of Dental Medicine) Augusta, GA 30912
Apr 2004- present	Department of Oral and Maxillofacial Surgery Dental College of Georgia (former College of Dental Medicine) Augusta, GA 30912
April 2004-preent	Department of Surgery Augusta University Medical Center (formerly the Medical College of Georgia, Georgia Health Sciences University, Georgia Regents University Augusta) Augusta, GA 30912
July 1994-Mar 2004	Eisenhower Army Medical Center Fort Gordon, GA
Sept 1994-Aug 1998	USADENCOM Sponsored Army Implant Course Faculty
Nov 1992-July 1994	Adjunct Assistant Professor, Department of Surgical and Hospital Dentistry, University of Louisville School of Dentistry, Louisville, KY
Jan 1992-July 1994	Ireland Army Community Hospital Fort Knox, KY
July 1991-Dec 1991	William Beaumont Army Medical Center, Fort Bliss, TX

Committees:

Sept 2006 –present	MCG School of Dentistry Nobel Biocare Operations Committee
May 2005 – present	MCG Medical Center OR Committee
May 2005 – present	MCG School of Dentistry Facilities and Equipment Committee
Feb 2005 – Mar 2006	Secretary Graduate and Post Graduate Section American Dental Education Association (ADEA)
Mar 2005 – Mar 2007	Chairman Elect, Graduate and Post Graduate Section American Dental Education Association (ADEA)

Mar 2007 – Mar 2008 Chairman, Graduate and Post Graduate Section
American Dental Education Association (ADEA)

May 2004-present MCG School of Dentistry Implant Committee

July 2004–2006 MCG School of Dentistry Admissions Committee

June 2005-present MCG School of Dentistry Advanced Education Committee

January 2013-present Promotion and Tenure Committee

April 2001-April 2005 Member, American Association of Oral and Maxillofacial Surgeons Committee on Membership

April 2005-October 2010 Chairman, American Association of Oral and Maxillofacial Surgeons Committee on Membership

Certifications:

- Advanced Trauma Life Support (ATLS)
- Advanced Cardiac Life Support (ACLS)
- Pediatric Advanced Life Support (PALS)
- Basic Life Support (BLS)-

Awards, Honors and Decorations

- Outstanding Faculty Award MCG School of Dentistry 2006-07
- Surgeon General’s “A” Proficiency Designator in Oral and Maxillofacial Surgery
- Meritorious Service Medal
- Army Commendation Medal (X4)
- Army Achievement Medal
- National Defense Service Medal
- Expert Field Medical Badge
- Parachutist Badge
- Army Service Ribbon
- Overseas Service Ribbon

Publications:

Sutley, SH, Ferguson, HW, Quigley, NC: Infection Control in Oral Surgery; AGD Update Series June 1993.

Moody, John B., Quigley, Nicholas, Ferguson, H.W., Sutley, Stephen H: Odontogenic Keratocyst. General Dentistry Vol 45 #2, March-April 1997, pp 172-176.

Wright, William, Ferguson, H.W., Drugs Used in Oral and Maxillofacial Surgery, EAMC Publication, 1996.

John W. Hellstein; Ronald L. Roholt; Henry W. Ferguson, The case of a subtle expansion of the mandible. Journal of Contemporary Dental Practice 2002;3(4):93-95.

Hellstein JW, Roholt RL, Ferguson HW
AAOMP case challenge: "The case of a subtle expansion of the mandible".
J Contemp Dent Pract.[Electronic Resource] 2002 Nov 15;3(4):66-72.

Fallah DM, Baur DA, Ferguson HW, Helman JI
Clinical application of the temporoparietal-galeal flap in closure of a chronic oronasal fistula:
review of the anatomy, surgical technique, and report of a case.
J Oral Maxillofac Surg. 2003 Oct;61(10):1228-30.

Velez, Martin R., Ferguson, Henry W., Dorsett, Cecil, Hansen, Karla,
Lemierre's syndrome: a case report.
J Oral Maxillofac Surg. 2003 Aug; 61(8):968-71.

Clark,C., Strider, J., Hall, C. Ferguson, HW.
Distraction osteogenesis in irradiated rabbit mandibles with adjunctive hyperbaric oxygen therapy.
J Oral Maxillofac Surg. 2006 Apr;64(4):589-93.

Ferguson,HW, Stevens, MR
Advances in head and neck radiotherapy to the mandible
Oral and Maxillofacial Surgery Clinics of North America. Nov 2007 19 (4):553-563

Ferguson, HW,
Preprosthetic Surgical Considerations in Textbook of Complete Dentures, 6th Ed
Rahn AO, Ivanho JR, Plummer KD, Peoples Medical Publishing House, Shelton, Connecticut
2009, pp65-85

Wayne W. Herman¹, DDS, MS; Henry W. Ferguson², DDS;
Dental Care for the patient with heart failure: an update
J Am Dent Assoc, July 2010, Vol 141, No 7, 845-853

Rafik A. Abdelsayed,DDS, Suash Sharma, MD and Henry Ferguson, DDS
Fibrous Cortical defect (nonossifying fibroma) of the mandibular ramus: report of two cases
Oral Surg oral Med Oral path Oral Radiol Endo 2010;110:504-508

Etezadi A, Ferguson H, Emam HA, Walker P.
Multiple Remediation of soft tissue reconstruction in osteoradionecrosis of mandible: a case
report
J Oral Maxillofac Surg. 2013 Jan;71(1):e1-6. doi: 10.1016/j.joms.2012.09.011

Ferguson, HW
Postoperative Cognitive Dysfunction
OMS Knowledge Updates 2013

Table Clinics:

Third International Conference on Head and Neck Cancer
San Francisco, California July 26-30, 1991

Arcuri, Michael R, Ferguson, HW, Autogenous Bone Grafts with Titanium Implants for Segmental Mandibular Defect Reconstruction

Arcuri, MR, LaVella WE, Hoffman HH, Ferguson HW: Implant Fixation in Irradiated Bone for Intraoral Prosthetic Rehabilitation

Lectures/Presentations:

Georgia Society of Dental Assistants
Masters Inn Conference Center, Augusta, Ga.
Preparing the Office for Medical Emergencies
Pathophysiology and Management of Dental Emergencies
Augusta, GA
May 1995

EAMC
MED/SURG ward 10w
In-service lecture
Post-op Management of the OMS Patient
April 1995

EAMC
Dept of Family practice
Maxillofacial Trauma
Jan 4, 1996

USADENTAC, Ft Gordon
Rationale, Techniques, and Complications of Intravenous Access
Anatomy and Techniques for Venipuncture
Ft Gordon, GA
January 1996

EAMC
Dept of OMS
Wound Healing
Local Flaps in Facial Reconstruction
PIG LAB/Hands on instruction
Ft Gordon, GA
Jan 30, 1996

EAMC
Dept of Family Practice
Odontogenic Infection
Ft Gordon, GA

Mar 7, 1996

USADENTAC, Ft Gordon

Overview of Oral and Maxillofacial Surgery

Ft Gordon, GA

Apr 16, 1996

Migrant Clinicians Network/_Migrant Stream Dental Forum

Sponsored By US Dept of Public Health

Stouffer Hotel

Nashville, Tenn.

Overview and Management of Medical Emergencies

May 1996

Stouffer Hotel

Nashville, Tennessee

EAMC

Complications of Dentoalveolar Surgery

Ft Gordon, GA

May 4-5, 1996

EAMC MED/SURG ward 10w

In-service Lecture

Post-op Management of the OMS Patient

Ft Gordon, GA

May 9, 1996

USADENTAC, Ft Gordon, GA

Endodontics Residency Program

Anatomy of Odontogenic Space Infections

Ft Gordon, GA

May 16, 1996

Craniofacial Implant Course

Menger Hotel

Surgical Management of the Atrophic Mandible and Maxilla in the Pre-implant Era

San Antonio, TX

May 21-22, 1996

EAMC SICU

In-service Lecture

SICU Concerns/Post-op Management of the OMS Patient

Overview of Maxillofacial Surgery Which Requires SICU Care

Ft Gordon, GA

June 27, 1996

USADENTAC, Ft Gordon
Dental Assistants Course
Office Emergencies
Overview of the SPARK KIT/EDK
Ft Gordon, GA
July 22, 1996

USADENTAC, Ft Gordon
Periodontics Residency Program
Intravenous Sedation Course
Preparing the Office for Medical Emergencies
Management of Office Emergencies
Overview of the Medical History and Physical Exam
Ft Gordon, GA
July 25, 1996

EAMC SICU
In-service Lecture
SICU Concerns/Post-op Management of the OMS Patient
Overview of Maxillofacial Surgery Which Requires SICU Care
Ft Gordon, GA
Aug 1, 1996

USADENTAC, Fort Stewart
Management of Facial Trauma
Management of Soft Tissue Trauma
Ft Stewart, Ga.
August 15, 1996

USADENCOM Short course in Oral and Maxillofacial Surgery
Sheraton Hotel, Augusta, Ga.
Pathophysiology, Microbiology and Surgical Anatomy of Odontogenic Infections
Management of Odontogenic Infections
Augusta, GA
September 9-13, 1996

9th East Coast Migrant Stream Forum
Sponsored By US Dept of Public Health
Office Emergencies
Preparing the Office for Emergencies
Tampa FLA
Nov 1996

Fort Stewart Dental Activity
Preparing the Office for Medical Emergencies
Pathophysiology and Management of Dental Emergencies
Fort Stewart, GA
Nov 1996

European Dental Conference/OMS consultant

Implants: A Historical Overview

Surgical Management of the Atrophic Mandible and Maxilla In The Pre-implant Era

Current Implant Systems

Craniofacial Implants

Advanced Implant Surgery

Implant Complications

Sonthoffen, Germany

April 1997

USADENCOM Implant Course

Surgical Management of the Atrophic Mandible and Maxilla in the Pre-implant Era

Advanced Implant Surgery

Biology of Bone Healing

Fort Hood, TX

May 1997

USADENTAC, Ft Gordon

Periodontics Residency Program

Intravenous Sedation Course

Overview of the Medical History and Physical Examination

Preparing the Office for Medical Emergencies

Management of Medical Emergencies

Fort Gordon, GA

July 1997

USADENTAC, Fort Stewart, GA

Dental Activity Hunter Army Airfield

Savannah Dental Society

Hunter Army Airfield Officer's Club

Potpourri of Oral and Maxillofacial Surgery: Overview of the Scope and Emerging Technologies

Savannah, GA

August 16, 1997

Fort Bragg Dental Activity

2year AEGD Program

Pathophysiology, Microbiology and Surgical Anatomy of Odontogenic Infections

Management of Odontogenic Infections

Maxillofacial Trauma

Management of Soft Tissue Wounds

Complications of Dentoalveolar Surgery

Implant Complications

Fort Bragg, NC

August 1997

**Augusta Dental Society
West Lake Country Club**

Potpourri of Oral and Maxillofacial Surgery: Overview of the Scope and Emerging Technologies
Augusta, GA
January 1997

**Patrick Air Force base
OMS Consultant Visit**

Pathophysiology, Microbiology and Surgical Anatomy of Odontogenic Infections
Management of Odontogenic Infections
Maxillofacial Trauma
Management of Soft Tissue Wounds
Complications of Dentoalveolar Surgery
Melborne, FLA
April 1998

Mississippi Black Professional Conference/Mississippi Dental Association

Potpourri of Oral and Maxillofacial Surgery: Overview of the Scope and Emerging Technologies
Pathophysiology, Microbiology and Surgical Anatomy of Odontogenic Infections
Biloxi, MISS
May 1998

USADENTAC FT Gordon, Ga.

Dept of Periodontics

IV Sedation Course
Overview of the Medical History and Physical Examination
Preparing the Office for Medical Emergencies
Management of Medical Emergencies
Fort Gordon, GA
July 1998

Fort Benning Dental activity

1year GDR Program

Pathophysiology, Microbiology and Surgical Anatomy of Odontogenic Infections
Management of Odontogenic Infections
Maxillofacial Trauma
Management of Soft Tissue Wounds
Complications of Dentoalveolar Surgery
Fort Benning, GA
August 1998

USADENCOM Implant Course

Advanced Implant Surgery
Biology of Bone Healing
Fort Bragg, North Carolina
Sept 16-18, 1998

USADENCOM Implant Course

Advanced Implant Surgery

Biology of Bone Healing

Fort Hood, Texas

Sept 23-25, 1998

Medical College of Georgia

Biological Sciences Lecture Series

Physiology of Skin and Mucosa Healing

Physiology of Bone Healing

Maxillofacial trauma: Management of Hard and Soft Tissue Trauma

Augusta, GA

October 19, 1998

USADENTAC FT Gordon, Ga.

Dept of Periodontics

IV sedation Course

Overview of the Medical History and Physical Examination

Preparing the office for medical emergencies

Management of medical emergencies

Fort Gordon, GA

July 26-28, 1999

USA DENTAC Fort Benning 1yr GDR Program

Pathophysiology, Microbiology and Surgical Anatomy of Odontogenic Infections

Management of Odontogenic Infections

Maxillofacial Trauma

Management of Soft Tissue Wounds

Complications of Dentoalveolar Surgery

Fort Benning, GA

August 26-27, 1999

USADENTAC FT Gordon, Ga.

Dept of Periodontics

IV Sedation Course

Overview of the Medical History and Physical Examination

Preparing the Office for Medical Emergencies

Management of Medical Emergencies

Fort Gordon, GA

July 10-12, 2000

USA DENTAC Fort Benning 1yr GDR Program

Pathophysiology, Microbiology and Surgical Anatomy of Odontogenic Infections

Management of Odontogenic Infections

Maxillofacial Trauma

Management of Soft Tissue Wounds

Complications of Dentoalveolar Surgery

Fort Benning, GA

Aug 24-25, 2000

Medical College of Georgia

Biological Sciences Lecture Series

Physiology of Skin and Mucosa Healing

Physiology of Bone Healing

Maxillofacial trauma: Management of Hard and Soft Tissue Trauma

Augusta, GA

October 10, 2000

USADENTAC FT Gordon, Ga.

Dept of Periodontics

IV Sedation Course

Overview of the Medical History and Physical Examination

Preparing the Office for Medical Emergencies

Management of Medical Emergencies

Fort Gordon, GA

July 16-18, 2001

USA DENTAC Fort Polk, LA

Complications of Dentoalveolar Surgery

Management of Odontogenic Infections

Potpourri of Oral and Maxillofacial Surgery: Overview of the Scope and Emerging Technologies

Fort Polk, LA

Jan 6-8, 2002

USA DENTAC Fort Benning, GA 1yr GDR Program

Pathophysiology, Microbiology and Surgical Anatomy of Odontogenic Infections

Management of Odontogenic Infections

Maxillofacial Trauma

Management of Soft Tissue Wounds

Complications of Dentoalveolar Surgery

Fort Benning, GA

Feb 21-23, 2002

USADENTAC FT Gordon, GA

Alternate Wartimes Roles Lecture Series

Indications For Intravenous Therapy

Regional Anatomy for Venipuncture

Techniques for Venipuncture

Complications, and Management of Complications of Venipuncture

Fort Gordon, GA

March 21, 2002

Georgia State Department of Corrections Dental Service

Identification and Management of Common Complications of Dentoalveolar Surgery

Macon, GA

April 16, 2002

Academy Of General Dentistry Mastership Course

Potpourri of Oral and Maxillofacial Surgery: Overview of the Scope and Emerging Technologies

Pathophysiology, Microbiology and Surgical Anatomy of Odontogenic Infections

Management of Odontogenic Infections

What the Practitioner Should Know About Antibiotics Before Prescribing

Maxillofacial Trauma Overview

Management of Dentoalveolar Trauma

Management of Soft Tissue Wounds

Principles for Performing Complicated Extractions

Complications of Dentoalveolar Surgery

Preprosthetic Surgery For the General Dentist

Implant Applications in Oral and Maxillofacial Surgery

Advanced Implant Surgery

Biopsy Principles and Techniques

Atlanta, GA

May 3-5, 2002

Madigan Army Medical Center

Annual Army Oral and Maxillofacial Surgery Review Course

Implant History

Implant Geometries and Surface Characteristics

Implant Applications in Oral and Maxillofacial Surgery

Tacoma, WA

May 7-10 2002

USADENTAC FT Gordon, GA

Alternate Wartimes Roles Lecture Series

810th Medical Company (DS), Durham, NC

Maxillofacial Trauma Overview

Management of Maxillofacial Hard and Soft Tissue Trauma

Etiology and Pathophysiology of Odontogenic Infections

Regional Anatomy of Odontogenic Infection (Fascial Spaces)

Surgical and Medical Management of Odontogenic Infections

Fort Gordon, GA

June 11, 2002

USADENTAC FT Gordon, GA

Alternate Wartimes Roles Lecture Series

808th Medical Company (DS), Fort Sheridan, ILL

Maxillofacial Trauma Overview

Management of Maxillofacial Hard and Soft Tissue Trauma

Etiology and Pathophysiology of Odontogenic Infections

Regional Anatomy of Odontogenic Infection (Fascial Spaces)

Surgical and Medical Management of Odontogenic Infections

Fort Gordon, GA

July 17, 2002

Medical College of Georgia
Biological Sciences Lecture Series
Physiology of Skin and Mucosa Healing
Physiology of Bone Healing
Maxillofacial trauma: Management of Hard and Soft Tissue Trauma
Augusta, GA
October 9, 2002

Medical College of Georgia
OMS Lecture Series
Implant Overview: Historical Overview, Bone physiology
Augusta, GA
April 2004

Medical College of Georgia
Conscious Sedation Course
Medical History Review of Systems for Conscious Sedation
Requirements for Conscious Sedation
Augusta, GA
May 6, 2004

Medical College of Georgia
OMS Lecture Series
Patient Diagnosis, Review of Anatomical Considerations
Basic Surgical Techniques
Augusta, GA
May 2004

Medical College of Georgia
OMS Lecture Series
Advanced Surgical Techniques, Clinical Applications
Grafting Techniques and Materials
Augusta, GA
May 2004

Medical College of Georgia
OMS Lecture Series
Complications of Implant Surgery
Augusta, GA
May 2004

Medical College of Georgia
OMS Lecture Series
Odontogenic Infection: Host/ Organism Relationships, Host Immune Response, Local Host Defenses
Augusta, GA
June 2004

Medical College of Georgia

OMS Lecture Series

Odontogenic Infection: Microbiology of Odontogenic Infections, Anatomy of Fascial Space Infections

Augusta, GA

June 2004

Medical College of Georgia

OMS Lecture Series

Odontogenic Infection: Diagnosis of odontogenic infections, Surgical and medical management of odontogenic infections,

Augusta, GA

June 2004

Kenna S. Givens Plastic Surgery Symposia

Overview of Endosseous Dental Implants

MCG Medical Center

June 18, 2004

Medical College of Georgia

OMS Lecture Series

Complications of Dentoalveolar Surgery

Augusta, GA

June 29, 2004

MCG School of Dentistry Implant Course

Advanced Implant Surgery

Complications of Implant Surgery

Augusta, GA

July 12-15 2004

Area Health Education Centers Symposia

Overview of Oral and Maxillofacial Surgery

Augusta, GA

July 20, 2004

Medical College of Georgia

OMS Lecture Series

Nitrous Oxide Sedation: Indications, Contraindications

Pharmacology, Armamentarium, Technique

Augusta, GA

August, 17 2004

38th Parallel Dental Meeting

Potpourri of Oral and Maxillofacial Surgery: Overview of the Scope and Emerging Technologies

Pathophysiology, Microbiology and Surgical Anatomy of Odontogenic Infections

Management of Odontogenic Infections

What the Practitioner Should Know About Antibiotics Before Prescribing

Maxillofacial Trauma Overview

Management of Dentoalveolar Trauma

Management of Soft Tissue Wounds

Principles for Performing Complicated Extractions

Complications of Dentoalveolar Surgery

Preprosthetic Surgery For the General Dentist

Implant Applications in Oral and Maxillofacial Surgery

Advanced Implant Surgery

Biopsy Principles and Techniques

Yongsan, Korea

Nov 27-Dec 3, 2004

Academy Of General Dentistry Mastership Course

Potpourri of Oral and Maxillofacial Surgery: Overview of the Scope and Emerging Technologies

Pathophysiology, Microbiology and Surgical Anatomy of Odontogenic Infections

Management of Odontogenic Infections

What the Practitioner Should Know About Antibiotics Before Prescribing

Maxillofacial Trauma Overview

Management of Dentoalveolar Trauma

Management of Soft Tissue Wounds

Principles for Performing Complicated Extractions

Complications of Dentoalveolar Surgery

Preprosthetic Surgery For the General Dentist

Implant Applications in Oral and Maxillofacial Surgery

Advanced Implant Surgery

Biopsy Principles and Techniques

Atlanta, GA

February 18-20, 2005

Fort Hood Texas Dental Activity

AEGD Program

Management of Odontogenic Infections

Maxillofacial Trauma Overview

Complications of Dentoalveolar Surgery

Potpourri of Oral and Maxillofacial Surgery: Overview of the Scope and Emerging Technologies

Kileen, TX

April 1-2, 2005

AO ASIF

Principles of Operative Treatment and Craniomaxillofacial Trauma and Reconstruction

OR Nurse Course

General Principles of Orthognathic Surgery

Myrtle Beach, SC

November 29, 2005

MCG SOD Advanced Oral and Maxillofacial Surgery Course

Medico-legal Considerations

Major Pre-prosthetic Surgery

Infection 1

Infection 2

Biopsy Principles and Techniques

Management of Cysts and Benign Tumors

Overview of the Maxillary Sinus and Sinusitis

Salivary Gland Disease

Dentoalveolar and Soft Tissue Trauma

Diagnosis and Management of Facial Fractures

Correction of Dentofacial Deformities

Temporomandibular Disorders

Cleft Lip and Palate

Maxillofacial Reconstruction

Augusta, GA

Jan-May 2006

MCG SOD Department of Oral Medicine Lecture Series

Pulmonary Assessment

Pulmonary Disease

Augusta, GA

January 9, 2006

GEORGIA Academy of General Dentistry Annual Meeting

Oral Surgery Pearls for the General Dentist

Atlanta, GA

February 4, 2006

MCG SOD Intravenous Conscious Sedation Course

Conscious Sedation Patient Management in Dental Practice

Introduction to 9 Key Elements of Office Emergency Management

Pharmacology of Adjunctive Anesthetic Agents

Office Emergencies: Preparation of the office for emergencies

Introduction to, Airway Management, Complications and Resuscitation

Preparing For an Office Evaluation

Introduction to Medical Emergency Management in the Dental Office

Cardiac Assessment, Cardiovascular Disease and Patient Selection for Conscious Sedation Pt I

Cardiac Assessment, Cardiovascular Disease and Patient Selection for Conscious Sedation PT II

Sedation and the Geriatric Patient

From Presedation Evaluation to Patient Discharge: Putting It All Together

The role of oral pre-medication in conscious sedation in dentistry. The use of oral techniques with other techniques in conscious sedation

Augusta, GA

February 8-12, 2006

Augusta Tech Dental Assisting Program

Nitrous Oxide Inhalational Anesthesia:

Indications, Pharmacology, Armamentarium, Review of Technique

Augusta, GA

Feb 18, 2006

MCG SOD Oral Implantology Course

Overview Surgical Implant Placement

Dental Implant Site Development and Preservation

Augusta, GA

February 22, 2006

MCG SOD Department of Oral Medicine Lecture Series

Medically Compromised Patient Course

Pulmonary Disease

Augusta, GA

March 6, 2006

AO ASIF**OR Nurse Course**

Principles of Operative Treatment and Craniomaxillofacial Trauma and Reconstruction

General Principles of Orthognathic Surgery

Providence, RI

March 18, 2006

MCG SOD Intravenous Conscious Sedation Course

Conscious Sedation Patient Management in Dental Practice

Introduction to 9 Key Elements of Office Emergency Management

Pharmacology of Adjunctive Anesthetic Agents

Office Emergencies: Preparation of the office for emergencies

Introduction to, Airway Management, Complications and Resuscitation

Preparing For an Office Evaluation

Introduction to Medical Emergency Management in the Dental Office

Cardiac Assessment, Cardiovascular Disease and Patient Selection for Conscious Sedation Pt I

Cardiac Assessment, Cardiovascular Disease and Patient Selection for Conscious Sedation PT II

Sedation and the Geriatric Patient

From Presedation Evaluation to Patient Discharge: Putting It All Together

The role of oral pre-medication in conscious sedation in dentistry. The use of oral techniques with other techniques in conscious sedation

Augusta, GA

April 12-16, 2006

Trippler Army Medical Center

Department of Oral and Maxillofacial Surgery

Schofield Army Dental Activity 1 year GPR Program

Management of the Naso-Orbital-Ethmoid Fracture

Potpourri of Oral and Maxillofacial Surgery: Overview of the Scope and Emerging Technologies

Complications of Dentoalveolar Surgery

Pathophysiology, Microbiology and Surgical Anatomy of Odontogenic Infections

Advanced Implant Surgery

Honolulu, HI

May 12-14, 2006

MCG SOD Intravenous Conscious Sedation Course

Conscious Sedation Patient Management in Dental Practice

Introduction to 9 Key Elements of Office Emergency Management

Pharmacology of Adjunctive Anesthetic Agents

Office Emergencies: Preparation of the office for emergencies

Introduction to, Airway Management, Complications and Resuscitation

Preparing For an Office Evaluation

Introduction to Medical Emergency Management in the Dental Office

Cardiac Assessment, Cardiovascular Disease and Patient Selection for Conscious Sedation Pt I

Cardiac Assessment, Cardiovascular Disease and Patient Selection for Conscious Sedation PT II

Sedation and the Geriatric Patient

From Presedation Evaluation to Patient Discharge: Putting It All Together

The role of oral pre-medication in conscious sedation in dentistry. The use of oral techniques with other techniques in conscious sedation

Augusta, GA

May 14-18, 2006

Georgia Dental Society

Annual Meeting

Complications of Dentoalveolar Surgery

Pearls for the General Dentist

Miami, Florida

June 14, 2006

AO ASIF

OR Nurse Course

Principles of Operative Treatment and Craniomaxillofacial Trauma and Reconstruction

General Principles of Orthognathic Surgery

Little Rock, AK

July 8, 2006

MCG School of Dentistry

Dental Implantology Course

Advanced Implant Surgery

Implant Complications

Risk Management and Informed Consent for Implant

Surgery

Augusta, GA

July 19, 2006

MCG SOD Intravenous Conscious Sedation Course

Lectures as noted in previous courses

Augusta, GA

October 11-15, 2006

MCG SOD Intravenous Conscious Sedation Course

Lectures as noted in previous courses

Augusta, GA

December 13-17, 2006

MCG SOD MCG SOD Advanced Oral and Maxillofacial Surgery Course

Lectures as noted in previous courses

Augusta, GA

January-May 2007

MCG SOD Intravenous Conscious Sedation Course

Lectures as noted in previous courses

Augusta, GA

January 17-21, 2007

MCG SOD Oral Implantology Course

Antral Augmentation

Augusta, GA

February 16, 2007

Augusta Tech Dental Assisting Program

Nitrous Oxide Inhalational Anesthesia:

Indications, Pharmacology, Armamentarium, Review of Technique

Augusta, GA

Feb 12, 2007

MCG School Of Dentistry (SOD) Oral Medicine Lecture Series

Medically Compromised Patient Course

Pulmonary Disease

March 8, 2007

MCG SOD Intravenous Conscious Sedation Course

Lectures as noted in previous courses

Augusta, GA

March 14-18, 2007

MCG SOD Intravenous Conscious Sedation Course

Lectures as noted in previous courses

Augusta, GA

May 9-13, 2007

Madigan Army Medical Center

Oral and Maxillofacial Surgery Short Course

Trauma in the Civilian World

Gun Shot Wounds & Reconstruction

Office Emergencies

Dental Implants & Pre-Prosthetic Surgery

Complications of Dentoalveolar Surgery

Tacoma, Washington

May 14-18, 2007

MCG School of Dentistry**Dental Implantology Course**

Advanced Implant Surgery

Implant Complications

Risk Management and Informed Consent for Implant

Surgery

Augusta, GA

July 19, 2007

MCG SOD Intravenous Conscious Sedation Course

Lectures as noted in previous courses

Augusta, GA

August 15-19, 2007

MCG SOD Intravenous Conscious Sedation Course

Lectures as noted in previous courses

Augusta, GA

November-December 2007

MCG SOD Advanced Oral and Maxillofacial Surgery Course

Lectures as noted in previous courses

Augusta, GA

January-May 2007

MCG SOD Intravenous Conscious Sedation Course

Lectures as noted in previous courses

Augusta, GA

January-February 2008

Academy Of General Dentistry Mastership Course

Potpourri of Oral and Maxillofacial Surgery: Overview of the Scope and Emerging Technologies

Pathophysiology, Microbiology and Surgical Anatomy of Odontogenic Infections

Management of Odontogenic Infections

What the Practitioner Should Know About Antibiotics Before Prescribing

Maxillofacial Trauma Overview

Management of Dentoalveolar Trauma

Management of Soft Tissue Wounds

Principles for Performing Complicated Extractions

Complications of Dentoalveolar Surgery

Preprosthetic Surgery For the General Dentist

Implant Applications in Oral and Maxillofacial Surgery

Advanced Implant Surgery

Biopsy Principles and Techniques

Atlanta, GA

February 1-3, 2008

Augusta Tech Dental Assisting Program

Nitrous Oxide Inhalational Anesthesia:

Indications, Pharmacology, Armamentarium, Review of Technique

Augusta, GA

Feb 20, 2008

MCG SOD Intravenous Conscious Sedation Course

Lectures as noted in previous courses

Augusta, GA

March-April 2008

MCG Dental Implantology Maxi Course

Implants and the Medically Compromised Patient

Atlanta, GA

April 19, 2008

MCG SOD Intravenous Conscious Sedation Course

Lectures as noted in previous courses

Augusta, GA

May-June 2008

MCG School of Dentistry

Dental Implantology Course

Advanced Implant Surgery

Implant Complications

Risk Management and Informed Consent for Implant Surgery

Augusta, GA

July 2008

MCG SOD Intravenous Conscious Sedation Course

Lectures as noted in previous courses

Augusta, GA

August-September 2008

MCG SOD Intravenous Conscious Sedation Course

Lectures as noted in previous courses

Augusta, GA

November-December 2008

MCG SOD Department of Oral Medicine Lecture Series

Cardiac /Pulmonary Assessment
Pacemakers, Defibrillators, and Arrhythmias
Augusta, GA
Jan 5, 2009

Augusta Tech Dental Assisting Program
Nitrous Oxide Inhalational Anesthesia:
Indications, Pharmacology, Armamentarium, Review of Technique
Augusta, GA
Feb 15, 2009

MCG SOD Intravenous Conscious Sedation Course
Lectures as noted in previous courses
Augusta, GA
March-April 2009

MCG SOD Department of Oral Medicine Lecture Series
Overview of Pulmonary Disease
Pulmonary Assessment
Augusta, GA
March 2, 2009

MCG SOD Department of Oral and Maxillofacial Radiology Lecture Series
Advanced Oral and Maxillofacial Imaging: It's application to the management of complex trauma, pathologic resection, reconstruction, and implant rehabilitation,
Augusta, GA
March 24, 2009

MCG SOD Intravenous Conscious Sedation Course
Lectures as noted in previous courses
Augusta, GA
May-June 2009

MCG School of Dentistry
Dental Implantology Course
Advanced Implant Surgery
Implant Complications
Risk Management and Informed Consent for Implant Surgery
Augusta, GA
July 2009

LAODI Implant Conference
Preparation of The office for emergencies
Review of the Emergency Drug Kit
Miami Hilton, Miami, Fla
August 20-21, 2009

MCG SOD Intravenous Conscious Sedation Course

Lectures as noted in previous courses

Augusta, GA

August- September 2009

South Carolina State Dental Society

Bisphosphonate Associated Osteonecrosis of the Jaws

Marriott Hotel

Columbia, SC

October 6, 2009

MCG SOD Intravenous Conscious Sedation Course

Lectures as noted in previous courses

Augusta, GA

November-December 2009

Georgia AGD Fall CE/Hands on Surgery Course

Exodontia principles

Preprosthetic Surgery for the General Dentist

Complications of Dentoalveolar Surgery

Principles for the Management of Impacted Teeth

Intraoral Biopsy Principles

Bisphosphonate Induced Osteonecrosis of the Jaws

Pig jaw hands on Surgery Course

November 20-21, 2009

Athens, GA.

MCG SOD Last Chance CE Series

Preparation of the Office for Emergencies

Augusta, GA

December 4, 2009

Augusta Tech Dental Assisting Program

Overview of Nitrous Oxide/O2 Inhalation Sedation

Indications, Contraindications, Pharmacology, Armamentarium, and
Technique

Feb 15, 2010

MCG SOD

MCG/AAID Dental Implant Course

Dental implants and infection

Management of Office Emergencies

Interactive mannequin simulation

March 4-7, 2010

MCG Interactive Simulation Lab

Mariott Hotel, Augusta GA

Georgia Academy of General Dentistry Master Trac Course
Hands on Surgery Course

Exodontia principles

Preprosthetic Surgery for the General Dentist

Complications of Dentoalveolar Surgery

Principles for the Management of Impacted Teeth

Intraoral Biopsy Principles

Bisphosphonate Induced Osteonecrosis of the Jaws

June 4-6, 2010

Hilton perimeter Hotel, Atlanta, GA

AO North America

Multispecialty ORP Course

RIF of Comminuted Mandible Fractures

June 27-27, 2010

Westin Lombard Yorktown Center

Lombard, Ill

MCG SOD Intravenous Conscious Sedation Course

Lectures as noted in previous courses

Augusta, GA

August- September 2010

Georgia AGD Fall CE/Hands on Surgery Course

Review of Bisphosphonate Induced Osteonecrosis

Frequent Misconceptions in the Management of Office Emergencies

Preparation of the Office Physical Plant, and Personnel to Manage Office Emergencies

Review of Emergency Drugs

Review of Common Office Emergency Scenarios

Pig jaw hands on Surgery Course

September 17-18, 2010

Athens, GA.

MCG SOD Intravenous Conscious Sedation Course

Lectures as noted in previous courses

Augusta, GA

November-December 10. 2010

American Dental Society of Anesthesia

General Anesthesia and Deep Sedation Winter Course

Pharmacologic and Other Considerations for the Prevention of Post Operative Nausea and Vomiting

Misconceptions in the Management of Medical Emergencies in the Dental office When Midazolam, Fentanyl, and Propofol Aren't Doing the Job

Review of basic Emergency Drugs

Renaissance Chicago Hotel, Chicago, Ill

December 5-6, 2010

MCG SOD Intravenous Conscious Sedation Course

Lectures as noted in previous courses

Augusta, GA

Jan-Feb, 2011

American Society of Maxillofacial Surgeons Advanced Course

Maxillofacial Trauma/Facial Bone Osteotomies

Jacksonville, Fla

February 18-20, 2011

MCG SOD Intravenous Conscious Sedation Course

Lectures as noted in previous courses

Augusta, GA

March-April, 2011

MCG/AAID Dental Implant Course

Dental implants and infection

March 3, 2011

Mariott Hotel, Augusta GA

Mongalo Implant Institute

Anatomical/ Surgical Considerations and Techniques for Antral Augmentation

May 11-14, 2011

Marriott Casa Magna

Peurta Vallarta, Mexico

MCG SOD Intravenous Conscious Sedation Course

Lectures as noted in previous courses

Augusta, GA

May-June, 2011

Georgia Academy of General Dentistry Master Trac Course

Oral and Maxillofacial Surgery Overview

Lectures noted as in previous master Trac Courses

June 5, 2011

Hilton perimeter Hotel, Atlanta, GA

MCG SOD Intravenous Conscious Sedation Course

Lectures as noted in previous courses

Augusta, GA

August-September, 2011

Mongalo Implant Institute

Anatomical/ Surgical Considerations and Techniques for Antral Augmentation

September 20-24, 2011

Marriott Casa Magna

Peurta Vallarta, Mexico

GHSU CDM Continuing Education

Misconceptions in the Management of Emergencies in the Dental Office

Overview of Odontogenic Infection

Brasstown Lodge

Brasstown, GA

October 14-15, 2011

Fort Benning Dental Activity AEGD Program

Exodontial Principles

Impacted teeth/Complicated Dentoalveolar Surgery

Complications of Dentoalveolar Surgery

Preprosthetic Surgery

Fort Benning, GA

November 16-17, 2011

MCG SOD Intravenous Conscious Sedation Course

Lectures as noted in previous courses

Augusta, GA

November-December, 2011

GHSU Last Chance CE

Review of Management of Office Emergencies

Alumni Center GHSU

December 2, 2011

GHSU CODM Intravenous Conscious Sedation Course

Lectures as noted in previous courses

GHSU CODM

Augusta, GA

January 11-15, 2012 Classroom

MCG/AAID Dental Implant Course

Dental Implants and Infection

Healing of Dental Implants

Key Focus Points in the Management of Office Emergencies: The Doctor, the Ancillaries, and the Physical Plant/Equipment and Drugs

March 1, 2012

Wingate by Wyndam Hotel

Atlanta, GA 30312

GHSU CODM Intravenous Conscious Sedation Course

Lectures as noted in previous courses

GHSU CODM

Augusta, GA

March 14-18, 2012 Classroom

Mongalo Live Implant Course

Overview of Antral Augmentation , Review of the Anatomy, Surgical Techniques, And Management of Complications

March 25-31, 2012

Marriott Casa Magna, and The Mongalo Implant Institute

Puerto Vallarta, Mexico

AO Operating Room Personnel Course

Fundamentals of Orthognathic Surgery

May 5, 2012

Waverly Hotel

Atlanta, GA

GHSU CODM Intravenous Conscious Sedation Course

Lectures as noted in previous courses

GHSU CODM

Augusta, GA

May 16-20, 2012 Classroom

Palmetto Medical Dental and Pharmaceutical Association
Athletic Maxillofacial Trauma and Trauma Overview
Review of Odontogenic Infections and Their Management
May 26, 2012
Marriott Hotel
Columbia, SC

GHSU CE Course: Management of Emergencies in the Dental Office
Why is a strategy for managing office emergencies important?
Misconceptions in the management of office emergencies
Management of common emergency scenarios
June 1-2, 2012
GHSU Allied Health Auditorium
Augusta, GA

GHSU CODM Intravenous Conscious Sedation Course
Lectures as noted in previous courses
GHSU CODM
Augusta, GA
May 16-20, 2012 Classroom

GHSU CODM Intravenous Conscious Sedation Course
Lectures as noted in previous courses
GHSU CODM
Augusta, GA
August 15-20, 2012 Classroom

Mongalo Live Implant Course
Overview of Antral Augmentation, Review of the Anatomy, Surgical Techniques,
And Management of Complications
September 9-15, 2012
Marriott Casa Magna, and The Mongalo Implant Institute
Peurta Vallarta, Mexico

GHSU CODM Intravenous Conscious Sedation Course
Lectures as noted in previous courses
GHSU CODM
Augusta, GA
October 17-21, 2012 Classroom

AO Operating Room Personnel Course

Fundamentals of Orthognathic Surgery

November 2, 2012

The Henry Hotel

Dearborn, MI

GHSU CODM Intravenous Conscious Sedation Course

Lectures as noted in previous courses

GHSU CODM

Augusta, GA

January 16-20, 2013 Classroom

MCG/AAID Dental Implant Course

Dental Implants and Infection

Healing of Dental Implants

Key Focous Points in the Management of Office Emergencies: The Doctor, the Ancillaries, and the Physical Plant/Equipment and Drugs

March 7, 2013

Wingate by Wyndam Hotel

Atlanta, GA 30312

GHSU CODM Intravenous Conscious Sedation Course

Lectures as noted in previous courses

GHSU CODM

Augusta, GA

March 13-17, 2013, Classroom

Palmetto Medical Dental and Pharmaceutical Association

Overview of the Management of Office Emergencies with Emphasis on the

Office/Physical Plant, the Equipment, the Doctor, the Ancillaries and Administrative Personal

Review of the Action Plan for Management of Office Emergencies

April 21, 2013

Marriott Hotel and Spa

Myrtle Beach, SC

Graduate Prosthetic Residency Program

Advanced Preprosthetic Surgery and Soft Tissue Management

GRU College of Dental Medicine

Augusta, GA

April 25, 2013

GHSU CODM Intravenous Conscious Sedation Course

Lectures as noted in previous courses

GHSU CODM

Augusta, GA

May 14-19, 2013, Classroom

Mongalo Live Implant Course

Overview of Antral Augmentation

Review of the Anatomy

Surgical Techniques Overview

Management of Complications

Bahia Principe Resort

Dominican Republic

June 1-8, 2013

GHSU CE Course: Management of Emergencies in the Dental Office

Why is a strategy for managing office emergencies important?

Misconceptions in the management of office emergencies

Management of common emergency scenarios

GHSU Allied Health Auditorium

Augusta, GA

August 9-10, 2013

AO Operating Room Personnel Course

Fundamentals of Orthognathic Surgery

Sheraton River Walk Hotel

Tampa, Florida

September 7, 2013

Hiossen Dental Implant Course

Surgical Anatomy for the Implant Dentist

Radiology for the Implant Dentist

Overview of Sutures and Suturing Techniques

Surgical Principles

Complications with Placing Implants

Comfort Suites Perimeter

Atlanta, GA 30312

September 21, 2013

Augusta Dental Society

Key Components in the Management of Office Emergencies

West Lake Country Club

Augusta, GA 30907

September 10, 2013

Hiossen Dental Implant Course

Live Hands on Training

Review of Surgical Technique

Patient Selection

Atlanta, GA 30312

September 20, 2013

GHSU CE Course: Management of Emergencies in the Dental Office

Why a Strategy for Managing Office Emergencies is Important

Misconceptions in the Management of Office Emergencies

Management of Common Emergency Scenarios

Hands on Simulation Training

GHSU Allied Health Auditorium

Augusta, GA

October 4-5, 2013

GHSU CODM Intravenous Conscious Sedation Course

Lectures as noted in previous courses

GHSU CODM

Augusta, GA

October 16-20, 2013 Classroom

US Army DENTAC Fort Jackson**1 Year AEGD Program**

Principles of Exodontia

Complicated Exodontia

Complications of Dentoalveolar Surgery

Preprosthetic Surgery

Odontogenic Infection Overview: Pathophysiology, Microbiology, Anatomic Considerations, Diagnosis, Medical and Surgical Management

Fort Jackson, SC

November 21-22, 2013

Georgia Department of Corrections Dental Annual Meeting
Complicated Exodontia and Associated Complications of Dentoalveolar Surgery
Forsyth, GA
December 19, 2013

GHSU CODM Intravenous Conscious Sedation Course
Lectures as noted in previous courses
GHSU CODM
Augusta, GA
January 15-19, 2014 Classroom

Georgia AGD Annual Meeting
Oral Surgery for the General Dentist
Suturing Techniques/Hands on Pig Lab
Marriott Century Center
Atlanta, GA 30345
January 24-25, 2014

GHSU CODM Intravenous Conscious Sedation Course
Lectures as noted in previous courses
GHSU CODM
Augusta, GA
March 12-16, 2014 Classroom

MCG/AAID Dental Implant Course
Dental Implants and Infection
Healing of Dental Implants
Key Focus Points in the management of office Emergencies: The Doctor, the Ancillaries, and the Physical Plant/Equipment and Drugs
Wingate by Wyndam Hotel
Atlanta, GA 30312
March 13, 2014

Graduate Prosthetic Residency Program
Management of Office Emergencies:
The Office, the Equipment, The Doctor and Ancillaries
GRU College of Dental Medicine
Augusta, GA
March 20, 2014

Mongalo Live Implant Training Course

Overview of Antral Augmentation
Surgical Anatomy for the Implant Dentist
Surgical Techniques Overview
Management of Complications
Los Mariner Resort and Spa
Dominican Republic
March 22-29, 2014

Gwinnett Medical Center's Facial Trauma and Reconstruction Conference

Naso-Orbital-Ethmoid (NOE) Fractures
Contemporary approaches to treatment of NOE fractures
A sequential operative treatment plan to address such injuries
Management and complications of NOE Fractures
Gwinnett Medical Center
Gwinnett, Georgia
May 3, 2014

GHSU CODM Intravenous Conscious Sedation Course

Lectures as noted in previous courses
GHSU CODM
Augusta, GA
May 14-18, 2014, Classroom

Medical Emergencies in the Dental Office CE Course

Preparation for Emergencies: Review of the Office Physical Plant, Emergency Equipment, the Doctor, Ancillaries, and Staff
Preparation for Emergencies: Principles for Prevention, Aids to Recognition, and a Plan for Response
Patient Assessment and Special Populations: The Geriatric Patient; The Obese Patient; and The Pregnant Patient
Review and Management of Common Office Emergencies
Marina Inn at Grand Dunes
Myrtle beach, South Carolina
June 20-22, 2014

GRU CODM Intravenous Conscious Sedation Course

Lectures as noted in previous courses
GHSU CODM
Augusta, GA

August 13-17, 2014, Classroom

GRU CODM Intravenous Conscious Sedation Course

Lectures as noted in previous courses

GHSU CODM

Augusta, GA

October 15-19, 2014, Classroom

Mongalo Live Implant Training Course

Surgical Anatomy for the Implant Dentist

Basic Implant Surgical technique

Principles of Flap Design

Review of Suturing Techniques

Management of Complications

Los Mariner Resort and Spa

Dominican Republic

November 10, 2014

GRU CODM Intravenous Conscious Sedation Course

Lectures as noted in previous courses

GHSU CODM

Augusta, GA

January 14-18, 2015, Classroom

GRU CODM Intravenous Conscious Sedation Course

Lectures as noted in previous courses

GHSU CODM

Augusta, GA

March 11-16, 2015, Classroom

GRU CODM Intravenous Conscious Sedation Course

Lectures as noted in previous courses

GHSU CODM

Augusta, GA

May 13-17, 2015, Classroom

GRU/AAID Maxi-Course.

Medical Evaluation for Dentoalveolar/Implant Surgery

Medical Emergencies and the Surgery Patient

Physiology of Inflammation, Wound Healing/Infection

Review of Osseointegration and What Effects it has During Healing Phase

GRU Alumni Center

Augusta, Georgia

May 14, 2015

GRU General Dentistry Symposium

Office Emergencies: Are You Ready?

Pharmacology of Basic Emergency Medications

Complex Exodontia for the General Practitioner

Pre-prosthetic Surgery for the General Practitioner

King and Prince Beach Resort

St. Simons Island, GA 31522

July 3-5, 2015

Oral Surgery Hands On Surgical Course

Complicated Exodontia

Principles of Flap Design

Review of Suturing Techniques

Biohorizons Implant Corporate Center

Birmingham, Alabama

August 8, 2015

GRU CODM Intravenous Conscious Sedation Course

Lectures as noted in previous courses

GHSU CODM

Augusta, GA

August 12-16, 2015,

Mongalo Oral Surgery Hands on Course

Complicated Exodontia

Overview of Preprosthetic Surgery

Principles of Flap Design

Review of Suturing Techniques

Complications of Dentoalveolar Surgery

Guadalajara, Mexico

August 22, 2015

Affordable Dentures and Implant Leadership Conference

Medical Emergencies in the Dental Practice:

Preparation of the Office for Medical Emergencies

Common Misconceptions in the Management of Office Emergencies

Pharmacology of Basic Emergency Medications

Hyatt Regency Resort and SPA

Scottsdale, Arizona

October 1, 2015

GRU CODM Intravenous Conscious Sedation Course

Lectures as noted in previous courses

GHSU CODM

Augusta, GA

October 14-18, 2015, Classroom

Mongalo Third Molar Surgery Course

Complicated Exodontia

Overview of Preprosthetic Surgery

Principles of Flap Design

Review of Suturing Techniques

Techniques for Removal of Impacted Third Molars

Guadalajara, Mexico

October 22, 2015

Affordable Leadership Conference

A comprehensive review of Pre-prosthetic Surgery for the General Dentist

Airport Marriott

Atlanta, Georgia

November 20, 2015

Mongalo Live Implant Training Course

Surgical Anatomy for the Implant Dentist

Basic Implant Surgical technique

Principles of Flap Design

Review of Suturing Techniques

Guadalajara, Mexico

February 7, 2016

Academy of General Dentistry Master Track Symposium

Medical Evaluation of the Dentoalveolar Surgery Patient

Complex Exodontia for the General Dentist

Principles of Mucogingival Flap Design, Reflection, and Mobilization

Basic Suturing principles, Techniques, and Armamentarium

Review of Preprosthetic Surgery for the Dental Practitioner

Principles in the Management of the Impacted Third Molar for the General Dentist

Complications of Dentoalveolar Surgery

Odontogenic Infections Part 1:

Host Defenses: Local, Cellular and Humoral

Pathophysiology

Microbiology

Anatomic considerations

Odontogenic Infections Part 2:

Radiologic Evaluation

Diagnosis

Management principles

Principles of Treatment

Alveolar Ridge management: Socket Grafting

Misconceptions in the Management of Dental Office Medical Emergencies

Key Focus Points in the Management of Medical Emergencies

Evaluation of the Office, Equipment and Personnel for Medical Emergencies

Airway Management and Resuscitation for the Dental Practitioner

Prevention, Recognition, and Development of a Basic Action Plan

Management of Common Office Emergencies

Soft Tissue Biopsy Principles and Techniques for the General Dentist

Atlanta, GA

May 6-7, 2016

Intravenous Conscious Sedation Course

Lectures as noted in previous courses

Augusta University Dental College of Georgia

Augusta, GA

May 11-15, 2016, Classroom

Live Implant Training

Anatomic Considerations for the Maxilla and Mandible for the Implant Dentist:

“Identification of Anatomic Potholes “

Complex Exodontia

Principles for Mucogingival Flap Design Development and Mobilization

Suturing Principles and Armamentarium
Control of Hemorrhage and Hemostatic Agents for the Implant Dentist
Patient Evaluation
Guadalajara, Mexico
June 4-11, 2016

HIOSEN Implant Course

Anatomic Considerations for the Maxilla and Mandible for the Implant Dentist:
“Identification of Anatomic Potholes “Complex Exodontia
Principles for Mucogingival Flap Design Development and Mobilization
Suturing Principles and Armamentarium
Anatomic Considerations of the Maxillary Sinus, and Commonly Encountered Complications
Antral Augmentation using the Caldwell Luc Lateral Window Approach
Antral Augmentation using the Intracrestal approach
Antral Augmentation using the Lateral Window Kit
Atlanta, Georgia
June 24-25, 2016

Intravenous Conscious Sedation Course

Lectures as noted in previous courses
Augusta University Dental College of Georgia
Augusta, GA
August 11-14, 2016, Classroom

Intravenous Conscious Sedation Course

Lectures as noted in previous courses
Augusta University Dental College of Georgia
Augusta, GA
October 12-16, 2016, Classroom

Advanced Oral and Maxillofacial Surgery

Principles Complex Exodontia Part I
Medicolegal Considerations
OMFS 5003
AU Harrison Educational Commons
Augusta, GA
January 10, 2017

Intravenous Conscious Sedation Course

Lectures as noted in previous courses
Augusta University Dental College of Georgia

Augusta, GA
January 11-15, 2017, Classroom

Advanced Oral and Maxillofacial Surgery
Principles of Complex Exodontia Part II
Principles of Tissue Re-approximation and Suturing
OMFS 5003
AU Harrison Educational Commons
Augusta, GA
January 17, 2017

Factors Critical for Managing Office Medical Emergencies
Pharmacology of Emergency Medications
Georgia Academy of General Dentistry
Atlanta Century City Marriott Hotel
January 26-28, 2017

Advanced Oral and Maxillofacial Surgery
Microbiological and Anatomic Considerations of Odontogenic Infection
Advanced Oral and Maxillofacial Surgery
OMFS 5003 Lecture Series
AU Harrison Educational Commons
Augusta, GA
January 24, 2017

Anatomic Considerations for Maxillary and Mandibular Local Anesthesia
DANA 5002
AU Harrison Educational Commons
Augusta, GA
January 30, 2017

Advanced Oral and Maxillofacial Surgery
Principles in the Diagnosis and Clinical Management of Odontogenic Infection
OMFS 5003 Lecture Series
AU Harrison Educational Commons
Augusta, GA
January 31, 2017

Advanced Oral and Maxillofacial Surgery
Oral Biopsy Principles and Techniques
AU Educational Commons

Augusta, GA
February 7, 2017

Advanced Oral and Maxillofacial Surgery
Management of Odontogenic Cysts and Tumors

AU Educational Commons
Augusta, GA
February 14, 2017

Advanced Oral and Maxillofacial Surgery
Anatomic and Clinical Consideration of the Maxillary Sinus

OMFS 5003 Lecture Series
AU Educational Commons
Augusta, GA
February 21, 2017

Indications for Orthognathic Surgery
Review of Commonly Used Orthognathic Surgery Osteotomies
Common Complications of Orthognathic Surgery
Georgia School of Orthodontics
Atlanta, Georgia
February 24, 2017

Advanced Oral and Maxillofacial Surgery

Salivary Gland Disorders
AU Educational Commons
Augusta, GA
March 7, 2017

Orthodontic Lecture Series

Review of Head and Neck Anatomy for the Orthodontic Resident
DCG
Orthodontic Conference Room
Augusta, GA
March 13, 2017

Advanced Oral and Maxillofacial Surgery
Overview of Dentoalveolar and Soft Tissue Trauma

AU Educational Commons 1110
Augusta, GA

March 14, 2017

Intravenous Conscious Sedation Course

Lectures as noted in previous courses
Augusta University Dental College of Georgia
Augusta, GA
March 15-19, 2017, Classroom

Advanced Oral and Maxillofacial Surgery

Management of Facial Bone Fractures

AU Educational Commons
Augusta, GA
March 21, 2017

Advanced Oral and Maxillofacial Surgery

Correction of Dentoskeletal Deformities

AU Educational Commons
Augusta, GA
March 28, 2017

Maxillary Sinus Grafting: Review of Common Techniques

Implant 5001
AU Educational Commons
Augusta, GA
April 10, 2017

Advanced Oral and Maxillofacial Surgery

Overview of Temporomandibular Disorders

AU Educational Commons
Augusta, GA
April 11, 2017

Grad Pros Lecture Series

Suturing Principles and Techniques

Hands on Techniques Course
Grad pros Conference room
Augusta, GA
April 17, 2017

Advanced Oral and Maxillofacial Surgery

Overview of Cleft Lip and Palate

AU Educational Commons

Augusta, GA

April 18, 2017

Advanced Oral and Maxillofacial Surgery

Principles of Maxillofacial Reconstruction

OMFS 5003 Lecture Series

AU Educational Commons 1110

April 25, 2017

Review of Head and Neck Anatomy for the Orthodontic Resident

Management of Office Medical Emergencies

Georgia School of Orthodontics

Atlanta, Georgia

April 28, 2017

Full Thickness Mucoperiosteal Flap Design and Execution

Graduate Prosthodontics

Grad Pros Conference Room DCG

Augusta, GA

May 8, 2017

Intravenous Conscious Sedation Course

Lectures as noted in previous courses

Augusta University Dental College of Georgia

Augusta, GA

May 17-21, 2017 Classroom

Oral Surgery for the General Dentist:

Patient Assessment

Complex Exodontia

Preprosthetic Surgery

Complications of Dentoalveolar Surgery

AGD Annual Meeting

Caesars Palace, Las Vegas

July 13-16, 2017

DCG Implant Symposia (CLCR 8014 Implant Dentistry Course)

Implant Informed Consent

Implant Risk Assessment and Management

Educational Commons
Augusta, GA
July 19, 2017

Brighter Way Dental Institute

Live Surgery Course Teaching Faculty
Phoenix, Arizona
August 2-5, 2017

Intravenous Conscious Sedation Course

Lectures as noted in previous courses
Augusta University Dental College of Georgia
Augusta, GA
August 16-20, 2017

Factors Critical For Managing Dental Office Medical Emergencies

Indications and Pharmacology of Emergency Medications
South Carolina Central District Dental Society meeting
Columbia, South Carolina
September 8, 2017

Overview of Preprosthetic Surgery

Pros 5001
AU DCG Simulation Lab
September 25, 2017

Intravenous Conscious Sedation Course

Lectures as noted in previous courses
Augusta University Dental College of Georgia
Augusta, GA
October 11-15, 2017 Classroom

Fundamentals in History Taking and Patient Assessment

SNDA Symposia
AU Educational Commons
Augusta, GA
October 24, 2017

Principles of Preprosthetic Surgery

Affordable Dentures and Implants
Airport Marriott Hotel

Atlanta, Georgia
November 3, 2017

Brighter Way Dental Institute
Live Surgery Course Teaching Faculty
Phoenix, Arizona
December 6-9, 2017

Principles Complex Exodontia Part I
Medicolegal Considerations
Advanced Oral and Maxillofacial Surgery
OMFS 5003
AU Educational Commons
Augusta, GA
January 9, 2018

Intravenous Conscious Sedation Course
Lectures as noted in previous courses
Augusta University Dental College of Georgia
Augusta, GA
January 10-14, 2018 Classroom sessions

Principles of Complex Exodontia Part II
Principles of Tissue Re-approximation and Suturing
Advanced Oral and Maxillofacial Surgery
OMFS 5003
AU Educational Commons
Augusta, GA
January 16, 2018

Microbiological and Anatomic Considerations of Odontogenic Infection
Advanced Oral and Maxillofacial Surgery
OMFS 5003 Lecture Series
AU Educational Commons
Augusta, GA
January 23, 2018

Principles in the Diagnosis and Clinical Management of Odontogenic Infection
Advanced Oral and Maxillofacial Surgery
OMFS 5003 Lecture Series

AU Educational Commons
Augusta, GA
January 30, 2018

Oral Biopsy Principles and Techniques

Advanced Oral and Maxillofacial Surgery
OMFS 5003 Lecture Series
AU Educational Commons
Augusta, GA
February 6, 2018

Management of Odontogenic Cysts and Tumors

Advanced Oral and Maxillofacial Surgery
OMFS 5003 Lecture Series
AU Educational Commons
Augusta, GA
February 13, 2018

Complications of Dentoalveolar Surgery

TXPL 5002 Course
AU Educational Commons
Augusta, GA
February 19, 2018

Anatomic and Clinical Consideration of the Maxillary Sinus

Advanced Oral and Maxillofacial Surgery
OMFS 5003 Lecture Series
AU Educational Commons
Augusta, GA
February 20, 2018

Salivary Gland Disorders

Advanced Oral and Maxillofacial Surgery
OMFS 5003 Lecture Series
AU Educational Commons
Augusta, GA
March 6, 2018

Overview of Dentoalveolar and Soft Tissue Trauma

Advanced Oral and Maxillofacial Surgery
OMFS 5003 Lecture Series

AU Educational Commons
Augusta
March 13, 2018

Intravenous Conscious Sedation Course

Lectures as noted in previous courses
Augusta University Dental College of Georgia
Augusta, GA
March 14-18, 2018, Classroom Sessions

Management of Facial Bone Fractures

Advanced Oral and Maxillofacial Surgery
OMFS 5003 Lecture Series
AU Educational Commons
Augusta, GA
March 20, 2018

Correction of Dentoskeletal Deformities

Advanced Oral and Maxillofacial Surgery
OMFS 5003 Lecture Series
AU Educational Commons
Augusta, GA
March 27, 2018

Overview of Temporomandibular Disorders

Advanced Oral and Maxillofacial Surgery
OMFS 5003 Lecture Series
AU Educational Commons
Augusta, GA
April 10, 2018

Overview of Cleft Lip and Palate

Advanced Oral and Maxillofacial Surgery
OMFS 5003 Lecture Series
AU Educational Commons
Augusta, GA
April 18, 2018

Principles of Maxillofacial Reconstruction

Advanced Oral and Maxillofacial Surgery
OMFS 5003 Lecture Series

Intravenous Conscious Sedation Course

Lectures for Updated Course Curriculum:

Philosophy and Rationale for Intravenous Sedation

Requirements for IV Sedation

Routes of Administration

IV Sedation Patient Monitoring

ADA Guidelines for the Use of IV Sedation

Pharmacology of Benzodiazepines, and Reversal Agents

Pharmacology Local Anesthesia

IV Sedation Patient Assessment

Basic Airway Management and Resuscitation part I and II

IV Conscious Sedation Documentation and Review of the Sedation Armamentarium

Overview of Venipuncture Anatomy and Technique

Pharmacology of Adjunctive Anesthetic Agents

The Role of Nitrous Oxide in Conscious Sedation

Misconceptions in the Management of Office Emergencies

Review of Basic Emergency Medications, Pharmacology and Indications

Anesthetic Management of Common Systemic Illnesses/Conditions Part I, II, and III

Factors Critical to Managing Office Medical Emergencies

Office Emergency prevention, Recognition, and the Basic Action Plan

Management of Commonly Occurring Dental Office Medical Emergencies and Adverse Events Part I, and II

Patient recovery and Discharge Management of Commonly Occurring Dental

Sedation and Special Patient Populations: Sedation and the Geriatric Patient

Sedation of the Obese Patient

From Pre-sedation Evaluation to Patient Discharge: Putting It All Together

Common Dosing Calculations

Management of the Anxious patient. The role of oral pre-medication in conscious sedation in dentistry

Preparation for the Office Anesthesia Evaluation Pt I

Managing Emergencies: 9 Key Elements of Office Emergency Management

Preparation for the Office Anesthesia Evaluation PT II

Review of Prevention, Recognition, and Implementation of the Basic Action Plan

Review of sedation principles and pearls

Augusta University Dental College of Georgia

Augusta, GA
May 16-20, 2018 Classroom Sessions

Intravenous Conscious Sedation Course

Lectures for Updated Course Curriculum:

Philosophy and Rationale for Intravenous Sedation

Requirements for IV Sedation

Routes of Administration

IV Sedation Patient Monitoring

ADA Guidelines for the Use of IV Sedation

Pharmacology of Benzodiazepines, and Reversal Agents

Pharmacology Local Anesthesia

IV Sedation Patient Assessment

Basic Airway Management and Resuscitation part I and II

IV Conscious Sedation Documentation and Review of the Sedation Armamentarium

Overview of Venipuncture Anatomy and Technique

Pharmacology of Adjunctive Anesthetic Agents

The Role of Nitrous Oxide in Conscious Sedation

Misconceptions in the Management of Office Emergencies

Review of Basic Emergency Medications, Pharmacology and Indications

Anesthetic Management of Common Systemic Illnesses/Conditions Part I, II, and III

Factors Critical to Managing Office Medical Emergencies

Office Emergency prevention, Recognition, and the Basic Action Plan

Management of Commonly Occurring Dental Office Medical Emergencies and

Adverse Events Part I, and II

Patient recovery and Discharge Management of Commonly Occurring Dental

Sedation and Special Patient Populations: Sedation and the Geriatric Patient

Sedation of the Obese Patient

From Pre-sedation Evaluation to Patient Discharge: Putting It All Together

Common Dosing Calculations

Management of the Anxious patient. The role of oral pre-medication in conscious sedation in dentistry

Preparation for the Office Anesthesia Evaluation Pt I

Managing Emergencies: 9 Key Elements of Office Emergency Management

Preparation for the Office Anesthesia Evaluation PT II

Review of Prevention, Recognition, and Implementation of the Basic Action Plan

Review of sedation principles and pearls

Augusta University Dental College of Georgia

Augusta, GA

Aug 14-18, 2018 Classroom Sessions

Intravenous Conscious Sedation Course

Lectures for Updated Course Curriculum:

Philosophy and Rationale for Intravenous Sedation

Requirements for IV Sedation

Routes of Administration

IV Sedation Patient Monitoring

ADA Guidelines for the Use of IV Sedation

Pharmacology of Benzodiazepines, and Reversal Agents

Pharmacology Local Anesthesia

IV Sedation Patient Assessment

Basic Airway Management and Resuscitation part I and II

IV Conscious Sedation Documentation and Review of the Sedation Armamentarium

Overview of Venipuncture Anatomy and Technique

Pharmacology of Adjunctive Anesthetic Agents

The Role of Nitrous Oxide in Conscious Sedation

Misconceptions in the Management of Office Emergencies

Review of Basic Emergency Medications, Pharmacology and Indications

Anesthetic Management of Common Systemic Illnesses/Conditions Part I, II, and III

Factors Critical to Managing Office Medical Emergencies

Office Emergency prevention, Recognition, and the Basic Action Plan

Management of Commonly Occurring Dental Office Medical Emergencies and

Adverse Events Part I, and II

Patient recovery and Discharge Management of Commonly Occurring Dental

Sedation and Special Patient Populations: Sedation and the Geriatric Patient

Sedation of the Obese Patient

From Pre-sedation Evaluation to Patient Discharge: Putting It All Together

Common Dosing Calculations

Management of the Anxious patient. The role of oral pre-medication in conscious sedation in dentistry

Preparation for the Office Anesthesia Evaluation Pt I

Managing Emergencies: 9 Key Elements of Office Emergency Management

Preparation for the Office Anesthesia Evaluation PT II

Review of Prevention, Recognition, and Implementation of the Basic Action Plan

Review of sedation principles and pearls

Augusta University Dental College of Georgia

Augusta, GA

Oct 16-20, 2018 Classroom Sessions

OMFS 5003 Advanced Oral Surgery Lecture Series

Patient Assessment

AU Education Commons

Augusta, GA

January 7, 2019

Implant Pathways Symposium

Complex Exodontia, Mucoperiosteal Flap Management, and Alveoloplasty for
Implant Placement

Patient Assessment

Factors critical to managing Office Emergencies

Review of the Indication and Pharmacology of Basic Emergency Drugs

Management of Frequently Occurring Office Medical Emergencies

Phoenix Downtown Renaissance Hotel

Phoenix, Arizona

Jan 31-Feb 3, 2019

Intravenous Conscious Sedation Course

Lectures for Updated Course Curriculum:

Philosophy and Rationale for Intravenous Sedation

Requirements for IV Sedation

Routes of Administration

IV Sedation Patient Monitoring

ADA Guidelines for the Use of IV Sedation

Pharmacology of Benzodiazepines, and Reversal Agents

Pharmacology Local Anesthesia

IV Sedation Patient Assessment

Basic Airway Management and Resuscitation part I and II

IV Conscious Sedation Documentation and Review of the Sedation Armamentarium

Overview of Venipuncture Anatomy and Technique

Pharmacology of Adjunctive Anesthetic Agents

The Role of Nitrous Oxide in Conscious Sedation

Misconceptions in the Management of Office Emergencies

Review of Basic Emergency Medications, Pharmacology and Indications

Anesthetic Management of Common Systemic Illnesses/Conditions Part I, II,III

Factors Critical to Managing Office Medical Emergencies

Office Emergency prevention, Recognition, and the Basic Action Plan

Management of Commonly Occurring Dental Office Medical Emergencies and Adverse Events Part I, and II

Patient recovery and Discharge Management of Commonly Occurring Dental Sedation and Special Patient Populations: Sedation and the Geriatric Patient Sedation of the Obese Patient

From Pre-sedation Evaluation to Patient Discharge: Putting It All Together Common Dosing Calculations

Management of the Anxious Patient. The role of oral pre-medication in conscious sedation in dentistry

Preparation for the Office Anesthesia Evaluation Pt I

Managing Emergencies: 9 Key Elements of Office Emergency Management

Preparation for the Office Anesthesia Evaluation PT II

Review of Prevention, Recognition, and Implementation of the Basic Action Plan

Review of sedation principles and pearls

Augusta University Dental College of Georgia

Augusta, GA

Mar 13-17, 2019, Classroom Sessions

Conscious Sedation Consulting

Procedural Sedation Review Course/License Renewal

IV Conscious Sedation Rationale and Philosophy

Patient Assessment and Pre-Anesthetic Evaluation

Pharmacology of Commonly Used IV Medications PT I

Pharmacology of Commonly Used IV Medications PT II

Pain and Anxiety

Post Op Nausea and Vomiting

IV Sedation Monitoring

Sedation and the Geriatric Patient

Sedation and the Obese Patient

Intra-procedural Patient Management

Airway management and Resuscitation

Complications

Patient Recovery

April 13-14, 2019

Seattle, Washington

Conscious Sedation Consulting

Procedural Sedation Review Course/License Renewal

IV Conscious Sedation Rationale and Philosophy

Patient Assessment and Pre-Anesthetic Evaluation

Pharmacology of Commonly Used IV Medications PT I

Pharmacology of Commonly Used IV Medications PT II

Pain and Anxiety
Post Op Nausea and Vomiting
IV Sedation Monitoring
Sedation and the Geriatric Patient
Sedation and the Obese Patient
Intra-procedural Patient Management
Airway management and Resuscitation
Complications
Patient Recovery
San Antonio, TX
June 1-2, 2019

Intravenous Conscious Sedation Course

Lectures for Updated Course Curriculum:

Philosophy and Rationale for Intravenous Sedation
Requirements for IV Sedation
Routes of Administration
IV Sedation Patient Monitoring
ADA Guidelines for the Use of IV Sedation
Pharmacology of Benzodiazepines, and Reversal Agents
Pharmacology Local Anesthesia
IV Sedation Patient Assessment
Basic Airway Management and Resuscitation part I and II
IV Conscious Sedation Documentation and Review of the Sedation Armamentarium
Overview of Venipuncture Anatomy and Technique
Pharmacology of Adjunctive Anesthetic Agents
The Role of Nitrous Oxide in Conscious Sedation
Misconceptions in the Management of Office Emergencies
Review of Basic Emergency Medications, Pharmacology and Indications
Anesthetic Management of Common Systemic Illnesses/Conditions Part I, II, and III
Factors Critical to Managing Office Medical Emergencies
Office Emergency prevention, Recognition, and the Basic Action Plan
Management of Commonly Occurring Dental Office Medical Emergencies and Adverse Events Part I, and II
Patient recovery and Discharge Management of Commonly Occurring Dental
Sedation and Special Patient Populations: Sedation and the Geriatric Patient
Sedation of the Obese Patient
From Pre-sedation Evaluation to Patient Discharge: Putting It All Together
Common Dosing Calculations
Management of the Anxious patient. The role of oral pre-medication in conscious sedation in dentistry
Preparation for the Office Anesthesia Evaluation Pt I

Managing Emergencies: 9 Key Elements of Office Emergency Management
Preparation for the Office Anesthesia Evaluation PT II
Review of Prevention, Recognition, and Implementation of the Basic Action Plan
Review of sedation principles and pearls
Augusta University Dental College of Georgia
Augusta, GA
May15-19, 2019 Classroom Sessions

Emergency Preparedness Lecture Series

Patient Assessment
Prevention, Recognition, Management and the Basic Action Plan
Factors Critical for management of Dental Office Emergencies
Airway Management and Resuscitation
Review of Emergency Medications
DCG Emergency Protocols
DCG Conference Center
July 10, 2019

CLCR 8014 Implant Dentistry Course

Sinus Augmentation Techniques
Implant Informed Consent and Risk management
AU DCG
July 15,2019

Kiawah Island CE

Patient Assessment
Prevention, Recognition, Management and the Basic Action Plan
Review of Emergency Drugs for the Dental Practitioner
Management of Frequently Occurring Dental Office Emergencies
Complex Exodontia, Mucogingival Flaps and Alveoloplasty
Kiawah Island, SC
July 18-19,2019

Department of Periodontology Lecture Series

Review of Emergency Drugs and the Emergency Crash Cart
Hands on Demonstration
DCG Department of Periodontology
August 2, 2019

Intravenous Conscious Sedation Course

Philosophy and Rationale for Intravenous Sedation
Requirements for IV Sedation
Routes of Administration
IV Sedation Patient Monitoring
ADA Guidelines for the Use of IV Sedation
Pharmacology of Benzodiazepines, and Reversal Agents
Pharmacology Local Anesthesia
IV Sedation Patient Assessment
Basic Airway Management and Resuscitation part I and II
IV Conscious Sedation Documentation and Review of the Sedation Armamentarium
Overview of Venipuncture Anatomy and Technique
Pharmacology of Adjunctive Anesthetic Agents
The Role of Nitrous Oxide in Conscious Sedation
Misconceptions in the Management of Office Emergencies
Review of Basic Emergency Medications, Pharmacology and Indications
Anesthetic Management of Common Systemic Illnesses/Conditions Part I, II,III
Factors Critical to Managing Office Medical Emergencies
Office Emergency prevention, Recognition, and the Basic Action Plan
Management of Commonly Occurring Dental Office Medical Emergencies and
Adverse Events Part I, and II
Patient recovery and Discharge Management of Commonly Occurring Dental
Sedation and Special Patient Populations: Sedation and the Geriatric Patient
Sedation of the Obese Patient
From Pre-sedation Evaluation to Patient Discharge: Putting It All Together
Common Dosing Calculations
Management of the Anxious patient. The role of oral pre-medication in conscious
sedation in dentistry
Preparation for the Office Anesthesia Evaluation Pt I
Managing Emergencies: 9 Key Elements of Office Emergency Management
Preparation for the Office Anesthesia Evaluation PT II
Review of Prevention, Recognition, and Implementation of the Basic Action Plan
Review of sedation principles and pearls

Augusta University Dental College of Georgia
Augusta, GA
August-September 2019

Conscious Sedation Consulting
Procedural Sedation Review Course
IV Conscious Sedation Rationale and Philosophy
Patient Assessment and Pre-Anesthetic Evaluation
Pharmacology of Commonly Used IV Medications PT I

Pharmacology of Commonly Used IV Medications PT II

Pain and Anxiety

Post Op Nausea and Vomiting

IV Sedation Monitoring

Sedation and the Geriatric Patient

Sedation and the Obese Patient

Intra-procedural Patient Management

Airway management and Resuscitation

Complications

Patient Recovery

Houston, Tx

September 14-15, 2019

Grad Pros Lecture Series

Interactive review of 13 Common Office Emergency Scenarios

Review of the Pathophysiology of the 13 Common Office Emergencies

Grad Pros Department

September 23, 2019

Intravenous Conscious Sedation Course

Philosophy and Rationale for Intravenous Sedation

Requirements for IV Sedation

Routes of Administration

IV Sedation Patient Monitoring

ADA Guidelines for the Use of IV Sedation

Pharmacology of Benzodiazepines, and Reversal Agents

Pharmacology Local Anesthesia

IV Sedation Patient Assessment

Basic Airway Management and Resuscitation part I and II

IV Conscious Sedation Documentation and Review of the Sedation Armamentarium

Overview of Venipuncture Anatomy and Technique

Pharmacology of Adjunctive Anesthetic Agents

The Role of Nitrous Oxide in Conscious Sedation

Misconceptions in the Management of Office Emergencies

Review of Basic Emergency Medications, Pharmacology and Indications

Anesthetic Management of Common Systemic Illnesses/Conditions Part I, II, III

Factors Critical to Managing Office Medical Emergencies

Office Emergency prevention, Recognition, and the Basic Action Plan

Management of Commonly Occurring Dental Office Medical Emergencies and

Adverse Events Part I, and II

Patient recovery and Discharge Management of Commonly Occurring Dental Sedation and Special Patient Populations: Sedation and the Geriatric Patient
Sedation of the Obese Patient

From Pre-sedation Evaluation to Patient Discharge: Putting It All Together
Common Dosing Calculations

Management of the Anxious patient. The role of oral pre-medication in conscious sedation in dentistry

Preparation for the Office Anesthesia Evaluation Pt I

Managing Emergencies: 9 Key Elements of Office Emergency Management

Preparation for the Office Anesthesia Evaluation PT II

Review of Prevention, Recognition, and Implementation of the Basic Action Plan

Review of sedation principles and pearls

Augusta University Dental College of Georgia

Augusta, GA

October-December 2019

Grad Pros Lecture Series

Factors Critical for Managing Dental Office Emergencies

Prevention, Recognition, and Implementation of the Basic Action Plan

Grad Pros Department

October 14, 2019

Otolaryngology Lecture Series

Anatomic Basis for Local Anesthesia of the Fifth Cranial Nerve

AU Department of Otolaryngology

October 28, 2019

Conscious Sedation Consulting

Procedural Sedation Review Course

IV Conscious Sedation Rationale and Philosophy

Patient Assessment and Pre-Anesthetic Evaluation

Pharmacology of Commonly Used IV Medications PT I

Pharmacology of Commonly Used IV Medications PT II

Pain and Anxiety

Post Op Nausea and Vomiting

IV Sedation Monitoring

Sedation and the Geriatric Patient

Sedation and the Obese Patient

Intra-procedural Patient Management

Airway management and Resuscitation

Complications

Patient Recovery
November 16-17, 2019
Dallas, Tx

Last Chance CE

Oral Surgery for the General Practitioner

Complicated Exodontia, Flaps, Alveoloplasty and Complications

Factors Critical to Managing Office Emergencies

Prevention Recognition and Management of Office Emergencies

Augusta University Dental College of Georgia

Augusta, GA

December 6, 2019

Conscious Sedation Consulting

Procedural Sedation

ASA III Complex Patient Review Course

IV Conscious Sedation Rationale and Philosophy

Patient Assessment and Sedation Considerations for the ASA III Complex Patient

Pre-Anesthetic Evaluation

Pharmacology of Commonly Used IV Medications PT I

Pharmacology of Commonly Used IV Medications PT II

Pain and Anxiety

Post Op Nausea and Vomiting

IV Sedation Monitoring

Sedation and the Geriatric Patient

Sedation and the Obese Patient

Intra-procedural Patient Management

Airway management and Resuscitation

Complications

Patient Recovery

December 7-8, 2019

Houston, Tx

DCG Faculty Retreat

Cardiovascular Health Issues, Dental Management and Emergency Protocols

Augusta University Dental College of Georgia

Harrison Educational Commons

Augusta, GA

December 18, 2019

Intravenous Conscious Sedation Course

Philosophy and Rationale for Intravenous Sedation

Requirements for IV Sedation
Routes of Administration
IV Sedation Patient Monitoring
ADA Guidelines for the Use of IV Sedation
Pharmacology of Benzodiazepines, and Reversal Agents
Pharmacology Local Anesthesia
IV Sedation Patient Assessment
Basic Airway Management and Resuscitation part I and II
IV Conscious Sedation Documentation and Review of the Sedation Armamentarium
Overview of Venipuncture Anatomy and Technique
Pharmacology of Adjunctive Anesthetic Agents
The Role of Nitrous Oxide in Conscious Sedation
Misconceptions in the Management of Office Emergencies
Review of Basic Emergency Medications, Pharmacology and Indications
Anesthetic Management of Common Systemic Illnesses/Conditions Part I, II,III
Factors Critical to Managing Office Medical Emergencies
Office Emergency prevention, Recognition, and the Basic Action Plan
Management of Commonly Occurring Dental Office Medical Emergencies and Adverse Events Part I, and II
Patient recovery and Discharge Management of Commonly Occurring Dental Sedation and Special Patient Populations: Sedation and the Geriatric Patient
Sedation of the Obese Patient
From Pre-sedation Evaluation to Patient Discharge: Putting It All Together
Common Dosing Calculations
Management of the Anxious patient. The role of oral pre-medication in conscious sedation in dentistry
Preparation for the Office Anesthesia Evaluation Pt I
Managing Emergencies: 9 Key Elements of Office Emergency Management
Preparation for the Office Anesthesia Evaluation PT II
Augusta University Dental College of Georgia
Augusta, GA
Classroom session January15-19, 2020

Conscious Sedation Consulting

Procedural Sedation Review Course

IV Conscious Sedation Rationale and Philosophy
Patient Assessment and Pre-Anesthetic Evaluation
Pharmacology of Commonly Used IV Medications PT I
Pharmacology of Commonly Used IV Medications PT II
Pain and Anxiety
Post Op Nausea and Vomiting
IV Sedation Monitoring

Sedation and the Geriatric Patient; Sedation and the Obese Patient
Intra-procedural Patient Management
Airway management and Resuscitation
Complications
Patient Recovery
February 22-23, 2020
San Diego, CA

Intravenous Conscious Sedation Course

Philosophy and Rationale for Intravenous Sedation
Requirements for IV Sedation
Routes of Administration
IV Sedation Patient Monitoring
ADA Guidelines for the Use of IV Sedation
Pharmacology of Benzodiazepines, and Reversal Agents
Pharmacology Local Anesthesia
IV Sedation Patient Assessment
Basic Airway Management and Resuscitation part I and II
IV Conscious Sedation Documentation and Review of the Sedation Armamentarium
Overview of Venipuncture Anatomy and Technique
Pharmacology of Adjunctive Anesthetic Agents
The Role of Nitrous Oxide in Conscious Sedation
Misconceptions in the Management of Office Emergencies
Review of Basic Emergency Medications, Pharmacology and Indications
Anesthetic Management of Common Systemic Illnesses/Conditions Part I, II,III
Factors Critical to Managing Office Medical Emergencies
Office Emergency prevention, Recognition, and the Basic Action Plan
Management of Commonly Occurring Dental Office Medical Emergencies and Adverse Events Part I, and II
Patient recovery and Discharge Management of Commonly Occurring Dental
Sedation and Special Patient Populations: Sedation and the Geriatric Patient
Sedation of the Obese Patient
From Pre-sedation Evaluation to Patient Discharge: Putting It All Together
Common Dosing Calculations
Management of the Anxious patient. The role of oral pre-medication in conscious sedation in dentistry
Preparation for the Office Anesthesia Evaluation Pt I
Managing Emergencies: 9 Key Elements of Office Emergency Management
Preparation for the Office Anesthesia Evaluation PT II
Augusta University Dental College of Georgia
Augusta, GA
Classroom Session March 11-15, 2020

Conscious Sedation Consulting

Procedural Sedation Review Course

IV Conscious Sedation Rationale and Philosophy

Patient Assessment and Pre-Anesthetic Evaluation

Pharmacology of Commonly Used IV Medications PT I

Pharmacology of Commonly Used IV Medications PT II

Pain and Anxiety

Post Op Nausea and Vomiting

IV Sedation Monitoring

Sedation and the Geriatric Patient

Sedation and the Obese Patient

Intra-procedural Patient Management

Airway management and Resuscitation

Complications

Patient Recovery

San Antonio, TX

June 13-14, 2020

Emergency Preparedness Lecture Series

Patient Assessment

Prevention, Recognition, Management and the Basic Action Plan

Factors Critical for management of Dental Office Emergencies

Airway Management and Resuscitation

Review of Emergency Medications

DCG Emergency Protocols

DCG Conference Center

Augusta, GA

July 21, 2020

Conscious Sedation Consulting

Procedural Sedation Review Course

IV Conscious Sedation Rationale and Philosophy

Patient Assessment and Pre-Anesthetic Evaluation

Pharmacology of Commonly Used IV Medications PT I

Pharmacology of Commonly Used IV Medications PT II

Pain and Anxiety

Post Op Nausea and Vomiting

IV Sedation Monitoring

Sedation and the Geriatric Patient

Sedation and the Obese Patient

Intra-procedural Patient Management

Airway management and Resuscitation
Complications
Patient Recovery
September 19-20, 2020
Houston, TX

Conscious Sedation Consulting
Procedural Sedation Review/ License Renewal Course
IV Conscious Sedation Rationale and Philosophy
Patient Assessment and Pre-Anesthetic Evaluation
Pharmacology of Commonly Used IV Medications PT I
Pharmacology of Commonly Used IV Medications PT II
Pain and Anxiety
Post Op Nausea and Vomiting
IV Sedation Monitoring
Sedation and the Geriatric Patient
Sedation and the Obese Patient
Intra-procedural Patient Management
Airway management and Resuscitation
Complications
Patient Recovery
October 17-18, 2020
Denver, CO

Conscious Sedation Consulting
Procedural Sedation Review/ License Renewal Course
IV Conscious Sedation Rationale and Philosophy
Patient Assessment and Pre-Anesthetic Evaluation
Pharmacology of Commonly Used IV Medications PT I
Pharmacology of Commonly Used IV Medications PT II
Pain and Anxiety
Post Op Nausea and Vomiting
IV Sedation Monitoring
Sedation and the Geriatric Patient
Sedation and the Obese Patient
Intra-procedural Patient Management
Airway management and Resuscitation
Complications
Patient Recovery
November 14-15, 2020
Dallas, Tx

Conscious Sedation Consulting
Procedural Sedation Review/ License Renewal Course
IV Conscious Sedation Rationale and Philosophy
Patient Assessment and Pre-Anesthetic Evaluation
Pharmacology of Commonly Used IV Medications PT I
Pharmacology of Commonly Used IV Medications PT II
Pain and Anxiety
Post Op Nausea and Vomiting
IV Sedation Monitoring
Sedation and the Geriatric Patient
Sedation and the Obese Patient
Intra-procedural Patient Management
Airway management and Resuscitation
Complications
Patient Recovery
December 5-6, 2020
San Antonio, TX

Conscious Sedation Consulting
Procedural Sedation Review/ License Renewal Course
IV Conscious Sedation Rationale and Philosophy
Patient Assessment and Pre-Anesthetic Evaluation
Pharmacology of Commonly Used IV Medications PT I
Pharmacology of Commonly Used IV Medications PT II
Pain and Anxiety
Post Op Nausea and Vomiting
IV Sedation Monitoring
Sedation and the Geriatric Patient
Sedation and the Obese Patient
Intra-procedural Patient Management
Airway management and Resuscitation
Complications
Patient Recovery
February 20-21, 2021
San Diego, CA

Conscious Sedation Consulting
Procedural Sedation Review/ License Renewal Course
IV Conscious Sedation Rationale and Philosophy
Patient Assessment and Pre-Anesthetic Evaluation
Pharmacology of Commonly Used IV Medications PT I

Pharmacology of Commonly Used IV Medications PT II

Pain and Anxiety

Post Op Nausea and Vomiting

IV Sedation Monitoring

Sedation and the Geriatric Patient

Sedation and the Obese Patient

Intra-procedural Patient Management

Airway management and Resuscitation

Complications

March 13-14, 2021

Seattle, WA

Conscious Sedation Consulting

Procedural Sedation Review/ License Renewal Course

IV Conscious Sedation Rationale and Philosophy

Patient Assessment and Pre-Anesthetic Evaluation

Pharmacology of Commonly Used IV Medications PT I

Pharmacology of Commonly Used IV Medications PT II

Pain and Anxiety

Post Op Nausea and Vomiting

IV Sedation Monitoring

Sedation and the Geriatric Patient

Sedation and the Obese Patient

Intra-procedural Patient Management

Airway management and Resuscitation

Complications

Patient Recovery

April 17-18, 2021

Grand Rapids, MI

Conscious Sedation Consulting

Procedural Sedation Review / License Renewal Course

IV Conscious Sedation Rationale and Philosophy

Patient Assessment and Pre-Anesthetic Evaluation

Pharmacology of Commonly Used IV Medications PT I

Pharmacology of Commonly Used IV Medications PT II

Pain and Anxiety

Post Op Nausea and Vomiting

IV Sedation Monitoring

Sedation and the Geriatric Patient

Sedation and the Obese Patient

Intra-procedural Patient Management

Airway management and Resuscitation
Complications
Patient Recovery
May 4-6, 2021
San Antonio, TX

Emergency Preparedness Lecture Series

Patient Assessment
Prevention, Recognition, Management and the Basic Action Plan
Factors Critical for management of Dental Office Emergencies
Airway Management and Resuscitation
Review of Emergency Medications
DCG Emergency Protocols
DCG Conference Center
Augusta, GA
July 12, 2021

Conscious Sedation Consulting

Procedural Sedation Review/ License Renewal Course

IV Conscious Sedation Rationale and Philosophy
Patient Assessment and Pre-Anesthetic Evaluation
Pharmacology of Commonly Used IV Medications PT I
Pharmacology of Commonly Used IV Medications PT II
Pain and Anxiety
Post Op Nausea and Vomiting
IV Sedation Monitoring
Sedation and the Geriatric Patient
Sedation and the Obese Patient
Intra-procedural Patient Management
Airway management and Resuscitation
Complications
Patient Recovery
July 17-18, 2021
Walnut Creek, CA

CLCR 8014 Implant Dentistry Course

Sinus Augmentation Techniques
Implant Informed Consent and Risk management
Harrison Educational Commons
Augusta, GA

July 21, 2021

Emergency Preparedness Lecture Series

Patient Assessment

Prevention, Recognition, Management and the Basic Action Plan

Factors Critical for management of Dental Office Emergencies

Airway Management and Resuscitation

Review of Emergency Medications

DCG Emergency Protocols

Dental College of Georgia

Augusta, GA

July 22, 2021

Conscious Sedation Consulting

Procedural Sedation Review/License Renewal Course

IV Conscious Sedation Rationale and Philosophy

Patient Assessment and Pre-Anesthetic Evaluation

Pharmacology of Commonly Used IV Medications PT I

Pharmacology of Commonly Used IV Medications PT II

Pain and Anxiety

Post Op Nausea and Vomiting

IV Sedation Monitoring

Sedation and the Geriatric Patient

Sedation and the Obese Patient

Intra-procedural Patient Management

Airway management and Resuscitation

Complications

Patient Recovery

July 17-18, 2021

Walnut Creek, CA

Conscious Sedation Consulting

Procedural Sedation Review/ License Renewal Course

IV Conscious Sedation Rationale and Philosophy

Patient Assessment and Pre-Anesthetic Evaluation

Pharmacology of Commonly Used IV Medications PT I

Pharmacology of Commonly Used IV Medications PT II

Pain and Anxiety

Post Op Nausea and Vomiting

IV Sedation Monitoring

Sedation and the Geriatric Patient

Sedation and the Obese Patient
Intra-procedural Patient Management
Airway management and Resuscitation
Complications
Patient Recovery
September 18-19, 2021
Houston, TX

Conscious Sedation Consulting
Procedural Sedation Review/ License Renewal Course
IV Conscious Sedation Rationale and Philosophy
Patient Assessment and Pre-Anesthetic Evaluation
Pharmacology of Commonly Used IV Medications PT I
Pharmacology of Commonly Used IV Medications PT II
Pain and Anxiety
Post Op Nausea and Vomiting
IV Sedation Monitoring
Sedation and the Geriatric Patient
Sedation and the Obese Patient
Intra-procedural Patient Management
Airway management and Resuscitation
Complications
Patient Recovery
October 17-18, 2021
Denver, CO

Conscious Sedation Consulting
Procedural Sedation Review License Renewal Course
IV Conscious Sedation Rationale and Philosophy
Patient Assessment and Pre-Anesthetic Evaluation
Pharmacology of Commonly Used IV Medications PT I
Pharmacology of Commonly Used IV Medications PT II
Pain and Anxiety
Post Op Nausea and Vomiting
IV Sedation Monitoring
Sedation and the Geriatric Patient
Sedation and the Obese Patient
Intra-procedural Patient Management
Airway management and Resuscitation
Complications
Patient Recovery
November 13-14, 2021

Dallas, TX

Last Chance CE

Factors Necessary for Managing Dental Office Medical Emergencies

Augusta Marriott at the Convention Center

December 10, 2021

Augusta, GA

WEBINARS

Affordable Care Affiliated Dentists

Webinar on Oral Surgery for the General Dentist Part I

April 30, 2015

Affordable Care Affiliated Dentists

Webinar on Oral Surgery for the General Dentist Part II

May 7, 2015

Live Implant Training

Patient Assessment

Surgical Armamentarium

Complicated Exodontia

Mucogingival Flap Design and Elevation

Principles for Alveolar Ridge Reduction and Recontouring (Alveoloplasty) for

Implant Placement

Socket Grafting

Managing the Gap (Between Implant and Bone)

December 5, 2020

Managua, Nicaragua

RANDY PIGG BSN

14252 County Road 251 Salida, CO 81201
PHONE 888 - 581 - 4448 • E-MAIL RANDY@SEDATIONCONSULTING.COM

EDUCATION

1982 - Lone Oak High School, Paducah, KY

- ☐ Diploma

1982-84 University of Kentucky, Lexington, KY

- ☐ Undergraduate Studies

1989-91 United States Army. Ft. Knox, KY, Ft. Sam Houston,
San Antonio TX, Ft. Polk, Leesville, LA

- ☐ Combat Medic Training
- ☐ Emergency Medical Technician
- ☐ Expert Field Medical Badge

1991-93 Barnes College of Nursing at Washington University Medical
Center, St. Louis, MO.

- ☐ Baccalaureate of Science in Nursing

WORK EXPERIENCE

1992-02 Barnes Jewish Hospital at Washington University Medical Center,
St. Louis, MO

- ☐ Patient Care Technician
- ☐ Registered Nurse, Neurology Unit
- ☐ Registered Nurse, Emergency Department, Level I Trauma Center
- ☐ Night Shift Charge Nurse

2002-06 St. Joseph Hospital West, Lake St. Louis, MO

- Registered Nurse, Emergency Department, Level II Trauma Center

2006 – Present, Conscious Sedation Consulting LLC

- ☐ Founder & Chief Executive Officer

2022 - Present, Adjunct Faculty at Jacksonville University- Teaching Moderate Sedation to
Implantology Residents

TRAINING / ASSOCIATIONS

1989 – Present, Basic Life Support Certified

1992 – Present, Advanced Cardiac Life Support Certified 1993 –

Present, Trauma Nurse Core Curriculum Certified

1993 – Present, Member Emergency Nurses Association

2006 – Present; Founder and CEO of Conscious Sedation Consulting; Provides hands on training for physicians, dentists, nurses and dental assistants on intravenous access, medical emergency management and airway management techniques nationally.

2008 - Present, Member American Society of Dental Anesthesiology

2010 - Present, Member - Society of Ambulatory Anesthesia by the American Society of Anesthesiologist



South Dakota State Board of Dentistry

P.O. Box 1079, 1351 N. Harrison Ave. Pierre, SD 57501-1079

Ph: 605-224-1282

Fax: 1-888-425-3032

E-mail: contactus@sdboardofdentistry.com

www.sdboardofdentistry.org

Moderate Sedation Course Review

Please submit this form with a course syllabus and instructor CV to contactus@sdboardofdentistry.com by March 17.

The Board will review moderate sedation courses annually and may only approve courses that have submitted documentation necessary to verify that the course requirements outlined in ARSD 20:43:09:04.03 have been met.

If a completed form is not returned by the date above, your course cannot be approved.

Course Title: DOCS/Idaho State University/Meharry Medical College IV Sedation Certification

Course Sponsor: Idaho State University and Meharry Medical College

Name of person submitting information: David Palmer, Esq.

Email address: david@docsedu.com

Phone: 206-305-4889

Title: Regulatory Counsel

Date: March 14, 2023

Course Director:

Name: Anthony Feck, DMD

License Number and State: KY 5580

Email: tony@tonyfeck.com

Phone: 859-223-4644

Name of the facility where the course is presented: Dental Wellness of Lexington

Location: 527 Wellington Way, STE 120, Lexington, KY 40503

Course is presented at a: ☐ Dental Office ☐ Dental School ☐ Surgical Center
☐ Hospital Other: Dental School Satellite Campus

Is the Course Sponsor AGD PACE or ADA CERP approved? ☒ Yes ☐ No

AGD PACE Provider Number: 217651

ADA CERP Provider Number: _____

Has this course changed since the last time it was evaluated by the Board (annual evaluation)? ☐ Yes ☒ No

If yes, please summarize the changes below:

A course must meet the requirements set forth in ARSD 20:43:09:04.03.		
Please verify by checking each statement below:	YES	NO
The course satisfies all objectives and content as described in Part 5 of the Guidelines for Teaching Pain Control and Sedation to Dentists and Dental Students (2016 Edition).	<input checked="" type="checkbox"/>	<input type="checkbox"/>
The course includes a minimum of 60 clock hours of coursework that is provided through didactic instruction.	<input checked="" type="checkbox"/>	<input type="checkbox"/>
The course includes the administration of moderate parenteral sedation via the intravenous route to at least 20 individually managed live patients by each course participant, and for each of these individually managed patients the course participant is listed on the anesthesia record, administers the drugs, and documents the administration and physiologic findings on the anesthesia record.	<input checked="" type="checkbox"/>	<input type="checkbox"/>
The course includes clinical experience in the management of the compromised airway and establishment of intravenous access.	<input checked="" type="checkbox"/>	<input type="checkbox"/>
The course has a clinical participant-faculty ratio of not more than four-to-one.	<input checked="" type="checkbox"/>	<input type="checkbox"/>
The course provides additional clinical experience if the course participant has not achieved competency within the time allotted for the course.	<input checked="" type="checkbox"/>	<input type="checkbox"/>
The course includes a mechanism for the course participant to evaluate the performance of individuals presenting the course material, a summary of which is maintained and available for review.	<input checked="" type="checkbox"/>	<input type="checkbox"/>
The course director holds a current permit or license to administer general anesthesia and deep sedation or moderate sedation in at least one state.	<input checked="" type="checkbox"/>	<input type="checkbox"/>
The course director has at least three years of experience administering general anesthesia and deep sedation or moderate sedation, including formal postdoctoral residency training in anxiety and pain control.	<input checked="" type="checkbox"/>	<input type="checkbox"/>
The course director certifies the competency of a course participant in each moderate sedation technique, including instruction, clinical experience, managing the airway, intravascular or intraosseous access, and reversal drugs, before the course participant is issued documentation verifying successful completion of the course.	<input checked="" type="checkbox"/>	<input type="checkbox"/>
The course director has not been subject to any disciplinary action by a licensing board. <i>If yes, please attach a detailed explanation.</i>	<input type="checkbox"/>	<input checked="" type="checkbox"/>
<i>A course director may be required to participate in an interview as part of the course review before the board approves the course.</i>		

I certify that all the information contained in this form and in any attachments or additional documents submitted herewith are true and correct.

Signature:  Date: March 14, 2023

Printed Name: David Palmer, Esq.

2023

<u>Module 1 (Chapters 1-6)</u>		Instructor	Segment Length
INTRODUCTION TO IV SEDATION DENTISTRY 1		Tony Feck	1:31:00
Workbook pages: I 1 - 8			0:12:00
IV SEDATION VOYAGE (ANATOMY & PHYSIOLOGY) 2		Tony Feck	1:07:42
Workbook pages: II 1 - 26			0:52:00
PHARMACOLOGY FOR THE IV SEDATION PROCEDURE 3		Tony Feck	2:21:29
Workbook pages: III 1 - 28			0:56:00
MONITORING FOR THE IV SEDATION PROCEDURE 4		Tony Feck	0:28:36
Workbook pages: IV 1 - 15			0:30:00
LOCAL ANESTHETICS 5		Tony Feck	0:27:23
Workbook pages: V 1 - 19			0:38:00
PRE-OPERATIVE ENTERAL SEDATION FOR IV SEDATION 6		Tony Feck	0:24:43
Workbook pages: VI 1 - 16			0:32:00
Test. End of Session 1			0:30:00
Office Hour Session 1 Review test and questions with instructor	Jerry Wellbrock		1:00:00
<u>Module 2 (Chapters 7-12)</u>		Instructor	Part 1 - Segment Length
NITROUS OXIDE 7		Tony Feck	1:13:01
Workbook pages: VII 1 - 36			1:12:00
AIRWAY MAINTENANCE & MANAGEMENT 8		Tony Feck	1:54:50
Workbook pages: VIII 1 -25			0:50:00
VENIPUNCTURE 9		Tony Feck	0:58:43
Workbook pages: IX 1 - 8			0:16:00
IV SEDATION PROTOCOLS 10		Tony Feck	0:30:03
Workbook pages: X 1 - 12			0:24:00
IV SEDATION COMPLICATIONS 11		Tony Feck	0:20:47
Workbook pages: XI 1 - 8			0:16:00
IV SEDATION CHALLENGES 12		Tony Feck	0:21:02
Workbook pages: XII 1 - 11			0:22:00
Test. End of Session 2			0:30:00
Office Hour Session 2 Review test and questions with instructor	Jerry Wellbrock		1:00:00
<u>Module 3 (Chapters 13-19)</u>		Instructor	Part 1 - Segment Length
NEW DRUGS 2018 13		Leslie Fang	1:17:40
Workbook pages: XIII 1 - 8			0:16:00
PATIENT ASSESSMENT 14		Leslie Fang	3:48:35
Workbook pages: XIV 1 - 35			1:10:00
PROSTHETIC JOINT 15		Leslie Fang	0:34:19
Workbook pages: XV 1 - 7			0:14:00
POST-SEDATION ANALGESIA 16		Leslie Fang	0:32:09
Workbook pages: XVI 1 - 4			0:08:00
BLEEDING DIATHESIS 17		Leslie Fang	0:32:16
Workbook pages: XVII 1 - 12			0:22:00
ANTIBIOTICS FOR ODONTOGENIC INFECTIONS 18		Leslie Fang	0:36:02
Workbook pages: XVIII 1 - 10			0:20:00
CARDIAC RHYTHM REVIEW 19		Leslie Fang	0:58:25
Workbook pages: XIX 1 - 19			0:38:00

**NEW ADA POLICY FOR OPIOID PRESCRIPTIONS
(to include T. C. A. § 63-1-402)**

Leslie Fang	2:24:04
	0:30:00
Jerry Wellbrock	1:00:00

Test. End of Session 3

Office Hour Session 3 Review test and questions with instructor

Instructor	Part 1 - Segment	Length
------------	------------------	--------

Module 4 (Chapters 20-24)

Leslie Fang	1:13:14
-------------	---------

CASE EXAMPLES I 20

	0:42:00
--	---------

Workbook pages: XX 1 - 21

Leslie Fang	0:45:47
-------------	---------

CASE EXAMPLES II 21

	0:40:00
--	---------

Workbook pages: XXI 1 - 20

Tony Feck	0:50:45
-----------	---------

**IV SEDATION RECORD-KEEPING, DISPENSING, AND DEA
COMPLIANCE 22**

	0:32:00
--	---------

Workbook pages: XXII 1 - 16

Tony Feck	0:56:41
-----------	---------

IV SEDATION CASE EXAMPLES 23

	0:32:00
--	---------

Workbook pages: XXIII 1 - 16

Tony Feck	0:40:44
-----------	---------

OFFICE INSPECTION 24

	0:16:00
--	---------

Workbook pages: XXIV 1 - 8

	0:22:31
--	---------

Clinic instruction videos

	0:28:00
--	---------

Workbook page: Appendix Final Test. End of Session Didactic

	0:30:00
--	---------

Office Hour Session 4 Review test and questions with instructor -

Clinic instruction and review videos and full review of any chapters

that they want to go back over before the clinical session. They will

still have access to the full course. (Many will probably want to go

back to chapters 10-12 to review)

Jerry Wellbrock	1:00:00
-----------------	---------

Jim Bovia	3:30:00
-----------	---------

Medical Emergency Training Video

Feck/Bovia	10:00:00
------------	----------

Didactic lectures at clinic site (day 1 session)

Feck	30:00:00
------	----------

20 Patients - clinical 3 days

	2:00:00
--	---------

Final Exam - 75 Questions



ANTHONY S. FECK, DMD

860 Corporate Dr., Ste. 202
Lexington, KY 40503

(859) 223-4644
Tony@TonyFeck.com

Education:

1983 DMD University of Kentucky College of Dentistry - one of only three to graduate with High Distinction. Omicron Kappa Upsilon Honorary Dental Fraternity
1979 University of Kentucky

Postdoctoral Training:

2009 University of Kentucky – IV Sedation Mini Residency
2007 - Present Midwest Implant Institute
2002 - Present Advanced Cardiac Life Support Certified
2002 - Present John Kois – Kois Center for Advanced Dental Learning
2000 Montefiore Hospital IV Sedation Mini Residency, Bronx, NY
1998 - 1999 Misch Implant Institute
1995 - 1997 Peter Dawson – Center for Advanced Dental Studies
1983 - 2008 Over 2300 Hours of Continuing Education spanning the spectrum of the Dental Profession from Anesthesia to Implantology, Cosmetics, Endodontics, and Complex Restorative Dentistry.

Licensure and Certification:

1983 - Present Licensed to practice Dentistry in Kentucky
2006 - Present Anesthesia Permit in Kentucky

Faculty:

2009 - Present American Academy of Facial Esthetics
2000 - Present Dean of Faculty - Dental Organization for Conscious Sedation
2004 - Present New York University College of Dentistry, C.E. Division
2004 - Present Sunrise Dental Solutions, Owner & Director of Education
1996 - 2004 MasterPlan Alliance
1996 - 2000 Dental Boot Kamp Continuum
1983 - 1987 University of Kentucky College of Dentistry, Department of Periodontics

Study Clubs:

2007 - Present Band of Brothers Mastermind
2004 - 2007 Mile High Mastermind
2002 - 2004 Soaring Eagles Mastermind

Associations:

2003 - Present American Dental Society of Anesthesiology
2000 - Present Dental Organization for Conscious Sedation
1994 - Present International Congress of Oral Implantologists
1985 - Present Academy of General Dentistry
1983 - Present American Dental Association
2003 - 2007 Crown Council Qualified Member
2009 - Present American Academy of Facial Esthetics

Awards & Recognition:

2010 American Academy of Facial Esthetics Diplomate
2006 Dental Organization for Conscious Sedation Diplomate

2003	Dental Organization for Conscious Sedation Fellowship
2000	MAP recognition for Outstanding Performance
1999	MAP recognition for Dental Leadership

Community Service:

1983 - 1996	Lions Club International
-------------	--------------------------

Family:

Spouse: Rebecca Eastman Feck

Children: Meredith (23), Travis (20)

Avocations:

Reading, Writing

Sports - Boating, Golf

Computers

Professional Experience:

1988 - Present	Speaker, Educator, Author on Dental Topics
1983 - Present	Private Practice

Positions Held:

2010 - Present	Director of IV Sedation – DOCS Education
2008 - Present	Chairman, Dentscubator General Dentistry Committee
2007- Present	Editor, DOCS Digest
2006 - Present	Dental Organization for Conscious Sedation, Dean of Faculty
2004 - Present	Sunrise Dental Solutions, President
2003 - 2006	Dental Organization for Conscious Sedation Vice-President
1997 - 1998	Managing Director of the Academy of Dental Consultants
1983 - 1987	Associate Professor, University of Kentucky College of Dentistry

Media Interviews:

2009	Dental Tribune International
2008	Dental Tribune International
2007	Sedation Dentistry
2005	Oral Cancer Detection
2001	Digital Radiographs

Published Manuals/Books:

2005	"Sedation Solutions"
2003	"Complex Adult Oral Sedation"
2002	"Adult Oral Sedation"
2002	"Anxiolysis – Beyond Valium"
2001	"Complex Sedation Patient"
2000	"The Essentials of Oral Sedation"

Dental Board Presentations:

2009	Texas
2009	Missouri
2009	Florida
2008	Missouri
2007	Arkansas
2007	North Carolina
2002	Texas

Clinics and Courses Presented To Universities or Professional Organizations:

August 2019	"Master Series: Advanced Sedation" "Oral Sedation Dentistry" "IV Sedation Recertification" Memphis, TN
July 2019	"IV Sedation Certification" Lexington, KY
June 2019	"IV Sedation Certification" Lexington, KY
May 2019	"IV Sedation Certification" Lexington, KY
May 2019	"Oral Sedation Dentistry" "Master Series: Advanced Sedation" "IV Sedation Recertification" Arlington, VA
April 2019	IV Sedation Certification Lexington, KY
February 2019	"Oral Sedation Dentistry" "Master Series: Advanced Sedation" San Diego, CA
December 2018	"Little Implant Co. Mini-Residency" Lexington, KY
November 2018	"OsteoReady Institute Mini-Residency" Lexington, KY
November 2018	"Oral Sedation Dentistry" "Masters Series" Scottsdale, AZ
October 2018	"Nitrous Oxide & Single Dose Enteral Sedation" Las Vegas, NV
October 2018	"OsteoReady Institute Mini-Residency" Lexington, KY
October 2018	"Enteral Sedation Recertification for California Dentists" Irvine, CA
September 2018	"OsteoReady Institute Mini-Residency" Lexington, KY
August 2018	"Oral Sedation Dentistry" "Masters Series" "IV Sedation Recertification" Atlanta, GA
July 2018	"Sedation Dentistry" – for Implant Educators Tampa, FL
July 2018	"OsteoReady Institute Mini-Residency" Lexington, KY
June 2018	"OsteoReady Institute Mini-Residency" Lexington, KY
May 2018	"Oral Sedation Dentistry" "Masters Series" "IV Sedation Recertification" Chicago, IL

May 2018	"OsteoReady Institute Mini-Residency" Lexington, KY
April 2018	"OsteoReady Institute Mini-Residency" Lexington, KY
March 2018	"OsteoReady Institute Mini-Residency" Lexington, KY
February 2018	"Oral Sedation Dentistry" "Masters Series" San Francisco, CA
February 2018	"OsteoReady Institute Mini-Residency" Lexington, KY
December 2017	"OsteoReady Institute Mini-Residency" Lexington, KY
November 2017	"OsteoReady Institute Mini-Residency" Lexington, KY
November 2017	"Oral Sedation Dentistry" "Masters Series" Seattle, WA
October 2017	"OsteoReady Institute Mini-Residency" Lexington, KY
October 2017	"Nitrous Oxide/Single Dose Enteral Sedation" Dallas, TX
September 2017	"OsteoReady Institute Mini-Residency" Lexington, KY
August 2017	"OsteoReady Institute Mini-Residency" Lexington, KY
August 2017	"Oral Sedation Dentistry" "Masters Series" "IV Sedation Recertification" Memphis, TN
July 2017	"Sedation Dentistry" – for Implant Educators Tampa, FL
July 2017	"OsteoReady Institute Mini-Residency" Lexington, KY
June 2017	"Oral Sedation Dentistry" California Implant Institute San Diego, CA
June 2017	"IV Conscious Sedation Recertification – Tennessee" Chattanooga Dental Care
May 2017	"Oral Sedation Dentistry" "Masters Series" "IV Sedation Recertification" Reston, VA
April 2017	"OsteoReady Institute Mini-Residency" Lexington, KY
March 2017	"OsteoReady Institute Mini-Residency" Lexington, KY
February 2017	"OsteoReady Institute Mini-Residency" Lexington, KY

February 2017	"Oral Sedation Dentistry" "Advanced Sedation" Newport Beach, CA
February 2017	"Strategic Winning Attitude Team Training" Sunrise Dental Solutions Dallas, TX
January 2017	"OsteoReady Institute Mini-Residency" Lexington, KY

Dr. Feck has presented hundreds of courses between 2008 and 2020. For a full list, ask DOCS Education.

Sponsorship Affiliations

- Aurum Dental Laboratories
- Demandforce
- American Eagle Instruments – Manufacturers of the Feck Perio Profile Kit
- Golden Misch – Physics Forceps
- Dental Technology Consultants
- The Health Chair
- Darby Dental Supply
- Center For Employee Dispute Resolution
- Spectro-Shade Matching Instrument

Communication/Practice Management Lectures:

- Creator and Speaker for "Production Explosion" for Sunrise Dental Solutions
- Creator and Speaker for "The Ultimate Team" for Sunrise Dental Solutions
- Creator and Speaker for "Starting Point" for Sunrise Dental Solutions
- Creator and Speaker for "Own Your Market" for Sunrise Dental Solutions
- Instructor for "Hands-On Dental Boot Kamp"
- Co-Creator & Lead Speaker for "The Leadership Challenge"
- Co-Creator & Lead Speaker for "MAP II" of the Master Plan Alliance

Articles Published:

- | | |
|------|--|
| 2010 | Dentistry Today (April) – "Total Facial Esthetics For Every Dental Practice" |
| 2010 | California Dental Association Journal – "Evaluating the Potential Benefits of Combining Oral and IV Sedation Protocols in Treating the Anxious Dental Patient" |
| 2009 | Aurum Ceramic Continuum - "Be An Agent of Change – Become a "Dentreprenuer" |
| 2009 | Dental Economics – "Profitability Comparison of Three Forms of Sedation" |
| 2009 | Dental Products Shopper – "The Sedation Driven Practice – A Business Model" |
| 2008 | Dental Tribune UK - "Thriving In An Economic Downturn" |
| 2008 | Dental Economics – "Sedation Architectonics" |
| 2008 | DOCS Digest – "Post-Operative Analgesia for Sedation Patients" |
| 2008 | Dental Tribune – "Recession Proof Your Practice" |
| 2008 | Dental Tribune – "The Five Words To More High Quality New Patients" |
| 2008 | Dental Economics – "Incorporating Sedation Dentistry Into Your Practice" |
| 2006 | Compendium of Continuing Dental Education – "Local Anesthesia Aided by Oral Conscious Sedation" |
| 2005 | Journal of the Academy of General Dentistry – "Oral Conscious Sedation" |
| 2003 | Dentistry Today – "Anxiolysis in General Dental Practice" |
| 1999 | Dental Products Report – "Marketing for the Dental Practice" |
| 1998 | Dental Economics – "Treatment Planning" |
| 1983 | Journal of the American Student Dental Association – "Acupuncture" |



Leslie Shu-Tung Fang, MD, PhD

151 Merrimac Street, 3rd Floor
Boston, Massachusetts 02114

lfang@partners.org

Education

1967	BSc	University of Illinois, Champaign-Urbana, Illinois (Bronze Tablet)
1969	MSc	University of Illinois, Champaign-Urbana, Illinois
1971	PhD	University of Illinois, Champaign-Urbana, Illinois
1974	MD	Physiology and Biophysics Harvard Medical School, Boston Massachusetts

Postdoctoral Training

Internship and Residencies:

1974-1975	Internship in Medicine, Massachusetts General Hospital
1975-1976	Assistant Resident in Medicine, Massachusetts General Hospital
1978-1979	Senior Resident in Medicine, Massachusetts General Hospital
1979-1980	Chief Resident in Medicine, Massachusetts General Hospital

Fellowship:

1976-1977	Clinical Fellow in Medicine (Nephrology), Massachusetts General Hospital
1977-1978	Clinical and Research Fellow in Medicine (Nephrology), Massachusetts General Hospital

Licensure and Certification:

1975	Massachusetts License Registration
1975	American Board of Internal Medicine, Diplomate
1980	American Board of Internal Medicine, Diplomate in Subspecialty of Nephrology

Academic and Hospital Appointments

Academic Appointments:

1967-1971	Teaching Assistant, Department of Physiology and Biophysics, University of Illinois, Champaign-Urbana, Illinois
1971	Instructor, Department of Physiology and Biophysics University of Illinois, Champaign-Urbana, Illinois
1974-1979	Teaching Fellow in Medicine, Harvard Medical School
1979-1983	Instructor in Medicine, Harvard Medical School
1983- Present	Assistant Professor in Medicine, Harvard Medical School

Hospital Appointments:

1980-1984	Assistant in Medicine, Massachusetts General Hospital
1980-1997	Clerkship Director, Core Clerkship in Medicine,

1980-Present	Massachusetts General Hospital Staff Physician, Renal Unit, Massachusetts General Hospital
1984-1990	Assistant Physician, Massachusetts General Hospital
1990-1993	Associate Physician, Massachusetts General Hospital
1993-Present	Physician, Massachusetts General Hospital

Hospital Service Responsibilities:

1980-Present	Attending Physician, Medical Service Massachusetts General Hospital
1980-Present	Attending Physician, Renal Service, Massachusetts General Hospital
1980-Present	Attending Physician, Primary Care Unit, Massachusetts General Hospital
1980-1990	Assistant in Medicine, Massachusetts General Hospital
1980-1997	Associate Director, Hemodialysis Unit, Massachusetts General Hospital
1984-1988	Co-Director, Chronic Ambulatory Peritoneal Dialysis Unit, Massachusetts General Hospital
1980-1997	Associate Director, Hemodialysis Unit Massachusetts General Hospital
1989-1997	Firm Chief, Bauer Firm, Medical Services, Massachusetts General Hospital

Major Administrative Responsibilities

1986-1987	Acting Program Director, Department of Medicine, Massachusetts General Hospital
1989-1997	Clerkship Director, Advanced Clerkship in Medicine, Massachusetts General Hospital
1989-1997	Firm Chief, Walter Bauer Firm, Medical Service, Massachusetts General Hospital
1991-1994	Coordinator, Private Service Team IV, Medical Service, Massachusetts General Hospital
1991-1992	Coordinator, Private Service Team V, Medical Service, Massachusetts General Hospital

Major Committee Assignments

Harvard Medical School:

1981-1997	Committee on Clinical Clerkship, Harvard Medical School
1984	Committee on Minority Recruitment, Harvard Medical School
1985	Committee on Student Evaluation, Harvard Medical School
1986	Committee on Stress in Residency Training, Harvard Medical School
1987-1988	Committee on Educational Evaluation, Surgery Core Clerkship Site Visits, Harvard Medical School
1987	Program on Student Evaluation, New Pathway Program Harvard Medical School
1988-1997	Committee of Medical Clerkship Directors, Harvard Medical School
1989	Chairman, Committee on Education, Core Clerkship in Surgery, Harvard Medical School
1991-1997	Committee on Years III and IV, New Pathway Program, Harvard Medical School
1991-1997	Committee on Years I and II, New Pathway Program,

1992	Harvard Medical School Faculty Council,
1993-1996	Harvard Medical School Curriculum Committee, Health Science and Technology Program (Harvard-MIT)
1994-1996	Committee on Enrichment of Clinical Clerkship Health Science and Technology Program (Harvard-MIT)
1994-1996	Screening Committee Harvard Medical School
1994	Faculty Council Harvard Medical School
1994	Docket Committee, Faculty Council, Harvard Medical School
1995	Faculty Council Harvard Medical School
1995-96	Curriculum Committee, Year III and IV Harvard Medical School
1996	Faculty Council Harvard Medical School
1997	Faculty Council Harvard Medical School
1998	Faculty Council Harvard Medical School
1999	Faculty Council Harvard Medical School

Hospital:

1980-1997	Internship Selection Committee, Massachusetts General Hospital
1982-1985	Committee on Teaching and Education, Massachusetts General Hospital
1982-1985	Executive Committee on Teaching and Education, Massachusetts General Hospital
1983-1993	Physician Advisory Committee, Utilization Review Committee, Massachusetts General Hospital
1983-1994	Executive Committee, Utilization Review, Massachusetts General Hospital
1985-1997	Clinical Advisory Committee, Medical Service, Massachusetts General Hospital
1989-1997	Chairman, Internship Selection Committee, Medical Service, Massachusetts General Hospital
1989-1997	Residency Selection Committee, Psychiatry Department Massachusetts General Hospital
1989-1997	Residency Selection Committee, Medicine-Pediatrics Program, Massachusetts General Hospital
1989-1997	Committee on Minority Recruitment, Massachusetts General Hospital
1989-1997	Committee on Clinical Teaching, Massachusetts General Hospital
1990-1997	Training Program Committee, Medical Service, Massachusetts General Hospital
1991-1993	Emergency Department Task Force, Massachusetts General Hospital
1991-1997	Clinical Practice Advisory Committee, Massachusetts General Hospital
1991-1992	Tower II Space Allocation Committee, Massachusetts General Hospital
1991-1992	Emergency Department Space Allocation Committee, Massachusetts General Hospital
1991-1993	Clinical Practice Information Committee,

1992-1994	Massachusetts General Hospital Executive Committee, Massachusetts General Professional Corporation Massachusetts General Hospital
1992-1994	Chairman, Information Resources Committee, Massachusetts General Professional Corporation Massachusetts General Hospital
1992-1994	US Healthcare Negotiating Team, Massachusetts General Professional Corporation Massachusetts General Hospital
1992-1996	Global Fee Analysis Team Massachusetts General Professional Corporation Massachusetts General Hospital
1992-1997	Committee on Promotions Clinician-Teacher Track Massachusetts General Hospital
1993-1995	Information Technology Committee (ITAB) Massachusetts General Hospital
1993-1994	Executive Committee, Massachusetts General Professional Corporation Massachusetts General Hospital
1993-1995	Executive Committee on Information System Massachusetts General Hospital
1994-1996	Steering Committee, Alumni Association Massachusetts General Hospital
1994-1997	Clinical Practice Council, Department of Medicine Massachusetts General Hospital
1994-1997	Task Force on Integrated Health Care Delivery System Massachusetts General Hospital
1994-1997	Clinical Practice Committee, Massachusetts General Hospital
1994-1997	Task Force on the Evaluation of Laboratory Systems Massachusetts General Hospital
1995-1997	Physician Information Resource Committee Massachusetts General Hospital
1995-1997	Governing Board, Medical Services Associates Massachusetts General Hospital
1995-1997	Executive Board, Medical Services Associates Massachusetts General Hospital
1996-1997	Clinical Director, Medical Services Associates Massachusetts General Hospital

Professional Societies

1980-Present	International Society of Nephrology
1980-Present	American Medical Association
1982-Present	American Society of Transplant Physicians
1990-Present	Association of Clerkship Directors in Internal Medicine
1993-Present	American Society of Nephrology

Awards and Honors

1965	Phi ETA Sigma
1966	Phi Kappa Phi
1966	Gregory Scholar, University of Illinois
1967	Phi Beta Kappa
1965-1967	James Scholar, University of Illinois
1967	Bronze Tablet, University of Illinois
1969	Sigma Xi
1970	Phi Sigma
1974	Alpha Omega Alpha

1983	Boylston Society Award for Excellent in Clinical Teaching, Harvard Medical School
1989	Teaching Award for Excellence in Clinical Teaching, Harvard Medical School
1993	Faculty Award for Excellence in Clinical Teaching Harvard Medical School
1994	Teaching Award for Excellence in Clinical Teaching Harvard Medical School
1996	Teaching Award for Excellence in Clinical Teaching in Primary Care Massachusetts General Hospital
1998	The Alfred Kranes Award for Excellence in Clinical Teaching Massachusetts General Hospital
1999	Psychiatry Resident Award for Contribution to the Residency Selection Process Massachusetts General Hospital

Part II. Research, Teaching and Clinical Contributions

I maintain a busy international practice in medicine and nephrology and continue to teach from the clinical forum. In clinical teaching, my major focus has involved the development of an interactive platform to facilitate education. Using case-based method and an audience response system, students would participate interactively to manage patients through a large variety of clinical scenarios. Pre- and post-tests would allow teachers and participants alike to gauge the effectiveness of any educational session. Interactive teaching has been extended from the education of students, residents and fellows to physicians in the community, and, most recently, to dental professionals who are interested in optimizing management of medically complex patients.

Internship and Residency: Massachusetts General Hospital
Chief Residency: Massachusetts General Hospital
Fellowship in Nephrology: Massachusetts General Hospital

Board Certification in Medicine
Board Certification in Nephrology
Board Certification in Emergency Medicine

International Practice in Nephrology and Internal Medicine at Massachusetts General Hospital

Teaching Portfolio:

February 17, 2017	Sedation Voyage Dental Organization for Conscious Sedation Newport Beach, California
February 17, 2017	Pharmacology of Pediatric Sedation Drugs Dental Organization for Conscious Sedation Newport Beach, California
February 17, 2017	Drug Metabolism and Drug-Drug Interactions Dental Organization for Conscious Sedation Newport Beach, California
February 17, 2017	Patient Assessment in the Dental Office Dental Organization for Conscious Sedation Newport Beach, California
February 17, 2017	Airway Evaluation and Management Dental Organization for Conscious Sedation Newport Beach, California
February 17, 2017	Patient Assessment for IV Sedation Dental Organization for Conscious Sedation Newport Beach, California

February 17, 2017	Cardiac Rhythm Review Dental Organization for Conscious Sedation Newport Beach, California
February 17, 2017	Medical Emergencies in IV Sedation Dental Organization for Conscious Sedation Newport Beach, California
February 18, 2017	Pharmacology of Sedation Drugs Dental Organization for Conscious Sedation Newport Beach, California
February 18, 2017	Management of Patients with Cardiovascular Disease Dental Organization for Conscious Sedation Newport Beach, California
February 18, 2017	Assessment of Pediatric Patient Dental Organization for Conscious Sedation Newport Beach, California
February 18, 2017	Assessment of Complicated Patient Dental Organization for Conscious Sedation Newport Beach, California
February 19, 2017	Metabolism of Drugs and Drug-Drug Interactions Dental Organization for Conscious Sedation Seattle, Washington
February 19, 2017	Antibiotic Management of Odontogenic Infections Dental Organization for Conscious Sedation Newport Beach, California
February 19, 2017	Antibiotic Prophylaxis: Myths and Reality Dental Organization for Conscious Sedation Newport Beach, California
February 19, 2017	Management of Patients with Renal Disease Dental Organization for Conscious Sedation Newport Beach, California
February 19, 2017	Management of Patients with Coagulopathy Dental Organization for Conscious Sedation Newport Beach, California
February 19, 2017	Dental Management of Patients with Liver Disease Dental Organization for Conscious Sedation Newport Beach, California
February 19, 2017	Medical Emergencies in the Dental Office Dental Organization for Conscious Sedation Newport Beach, California
March 4, 2017	Science of Sedation New York University New York, New York
March 4, 2017	Local Anesthetics: Practical Vignettes New York University New York, New York
March 4, 2017	Patient Assessment in the Dental Office New York University New York, New York
March 4, 2017	Pharmacology of Sedation Drugs New York University New York, New York

March 4, 2017	Management of Patients with Cardiovascular Disease New York University New York, New York
March 5, 2017	Metabolism of Drugs and Drug-Drug Interactions New York University New York, New York
March 5, 2017	Antibiotic Management of Odontogenic Infections New York University New York, New York
March 5, 2017	Antibiotic Prophylaxis: Myths and Reality New York University New York, New York
March 5, 2017	Management of Patients with Renal Disease New York University New York, New York
March 5, 2017	Management of Patients with Coagulopathy New York University New York, New York
March 5, 2017	Dental Management of Patients with Liver Disease New York University New York, New York
March 5, 2017	Medical Emergencies in the Dental Office New York University New York, New York
May 19, 2017	Sedation Voyage Dental Organization for Conscious Sedation Washington, DC
May 19, 2017	Pharmacology of Pediatric Sedation Drugs Dental Organization for Conscious Sedation Washington, DC
May 19, 2017	Evaluation of the Pediatric Patient Dental Organization for Conscious Sedation Washington, DC
May 19, 2017	Drug-Drug Interactions in Sedation Dentistry Dental Organization for Conscious Sedation Washington, DC
May 19, 2017	Evaluation of the Complicated Pediatric Patient Dental Organization for Conscious Sedation San Diego, California
May 19, 2017	Airway Evaluation and Management Dental Organization for Conscious Sedation Washington, DC
May 20, 2017	General Principles of Pharmacology in Pediatric Sedation Dental Organization for Conscious Sedation Washington, DC
May 20, 2017	Pharmacology of Selected Drugs Dental Organization for Conscious Sedation Washington, DC
May 20, 2017	Management of Pediatric Emergencies Dental Organization for Conscious Sedation San Diego, California

May 20, 2017	Patient Assessment in the Dental Office Dental Organization for Conscious Sedation Washington, DC
May 20, 2017	Pharmacology of Sedation Drugs Dental Organization for Conscious Sedation Washington, DC
May 20, 2017	Management of Patients with Cardiovascular Disease Dental Organization for Conscious Sedation Washington, DC
May 20, 2017	Management of Patients with Diabetes Dental Organization for Conscious Sedation Washington, DC
May 20, 2017	Metabolism of Drugs and Drug-Drug Interactions Dental Organization for Conscious Sedation Washington, DC
May 21, 2017	Antibiotic Management of Odontogenic Infections Dental Organization for Conscious Sedation Washington, DC
May 21, 2017	Antibiotic Prophylaxis: Myths and Reality Dental Organization for Conscious Sedation Washington, DC
May 21, 2017	Management of Patients with Renal Disease Dental Organization for Conscious Sedation Washington, DC
May 21, 2017	Management of Patients with Coagulopathy Dental Organization for Conscious Sedation Washington, DC
May 21, 2017	Dental Management of Patients with Liver Disease Dental Organization for Conscious Sedation Washington, DC
May 21, 2017	Medical Emergencies in the Dental Office Dental Organization for Conscious Sedation Washington, DC
August 18, 2017	Sedation Voyage Dental Organization for Conscious Sedation Memphis, TN
August 18, 2017	Pharmacology of Pediatric Sedation Drugs Dental Organization for Conscious Sedation Memphis, TN
August 18, 2017	Evaluation of the Pediatric Patient Dental Organization for Conscious Sedation Memphis, TN
August 18, 2017	Drug-Drug Interactions in Sedation Dentistry Dental Organization for Conscious Sedation Memphis, TN
August 18, 2017	Evaluation of the Complicated Pediatric Patient Dental Organization for Conscious Sedation Memphis, TN
August 18, 2017	Airway Evaluation and Management in Pediatric Patient Dental Organization for Conscious Sedation Memphis, TN

August 19, 2017	Airway Evaluation and Management in IV Sedation Dental Organization for Conscious Sedation Memphis, TN
August 19, 2017	Patient Assessment for IV Sedation Dental Organization for Conscious Sedation Memphis, TN
August 19, 2017	Cardiac Rhythm Review Dental Organization for Conscious Sedation Memphis, TN
August 19, 2017	Medical Emergencies in IV Sedation Dental Organization for Conscious Sedation Memphis, TN
August 19, 2017	Management of Pediatric Emergencies Dental Organization for Conscious Sedation Memphis, TN
August 19, 2017	Patient Assessment in the Dental Office Dental Organization for Conscious Sedation Memphis, TN
August 19, 2017	Pharmacology of Sedation Drugs Dental Organization for Conscious Sedation Memphis, TN
August 19, 2017	Management of Patients with Cardiovascular Disease Dental Organization for Conscious Sedation Memphis, TN
August 19, 2017	Management of Patients with Diabetes Dental Organization for Conscious Sedation Memphis, TN
August 20, 2017	Metabolism of Drugs and Drug-Drug Interactions Dental Organization for Conscious Sedation Memphis, TN
August 20, 2017	Antibiotic Management of Odontogenic Infections Dental Organization for Conscious Sedation Memphis, TN
August 20, 2017	Antibiotic Prophylaxis: Myths and Reality Dental Organization for Conscious Sedation Memphis, TN
August 20, 2017	Management of Patients with Renal Disease Dental Organization for Conscious Sedation San Francisco, California
August 20, 2017	Management of Patients with Coagulopathy Dental Organization for Conscious Sedation San Francisco, California
August 20, 2017	Dental Management of Patients with Liver Disease Dental Organization for Conscious Sedation Memphis, TN
August 20, 2017	Medical Emergencies in the Dental Office Dental Organization for Conscious Sedation Memphis, TN
November 10, 2017	Sedation Voyage Dental Organization for Conscious Sedation Seattle, Washington

November 10, 2017	Pharmacology of Pediatric Sedation Drugs Dental Organization for Conscious Sedation Seattle, Washington
November 10, 2017	Drug Metabolism and Drug-Drug Interactions Dental Organization for Conscious Sedation Seattle, Washington
November 10, 2017	Patient Assessment in the Dental Office Dental Organization for Conscious Sedation Seattle, Washington
November 10, 2017	Airway Evaluation and Management Dental Organization for Conscious Sedation Seattle, Washington
November 10, 2017	Patient Assessment for IV Sedation Dental Organization for Conscious Sedation Seattle, Washington
November 10, 2017	Cardiac Rhythm Review Dental Organization for Conscious Sedation Seattle, Washington
November 10, 2017	Medical Emergencies in IV Sedation Dental Organization for Conscious Sedation Seattle, Washington
November 11, 2017	Pharmacology of Sedation Drugs Dental Organization for Conscious Sedation Seattle, Washington
November 11, 2017	Management of Patients with Cardiovascular Disease Dental Organization for Conscious Sedation Seattle, Washington
November 11, 2017	Assessment of Pediatric Patient Dental Organization for Conscious Sedation Seattle, Washington
November 11, 2017	Assessment of Complicated Patient Dental Organization for Conscious Sedation Seattle, Washington
November 11, 2017	Metabolism of Drugs and Drug-Drug Interactions Dental Organization for Conscious Sedation Seattle, Washington
November 11, 2017	Antibiotic Management of Odontogenic Infections Dental Organization for Conscious Sedation Seattle, Washington
November 12, 2017	Antibiotic Prophylaxis: Myths and Reality Dental Organization for Conscious Sedation Seattle, Washington
November 12, 2017	Management of Patients with Renal Disease Dental Organization for Conscious Sedation Seattle, Washington
November 12, 2017	Management of Patients with Coagulopathy Dental Organization for Conscious Sedation Seattle, Washington
November 12, 2017	Dental Management of Patients with Liver Disease Dental Organization for Conscious Sedation Seattle, Washington

November 12, 2017	Medical Emergencies in the Dental Office Dental Organization for Conscious Sedation Seattle, Washington
February 23, 2018	Sedation Voyage Dental Organization for Conscious Sedation San Francisco, California
February 23, 2018	Pharmacology of Pediatric Sedation Drugs Dental Organization for Conscious Sedation San Francisco, California
February 23, 2018	Drug Metabolism and Drug-Drug Interactions Dental Organization for Conscious Sedation San Francisco, California
February 23, 2018	Patient Assessment in the Dental Office Dental Organization for Conscious Sedation San Francisco, California
February 23, 2018	Airway Evaluation and Management Dental Organization for Conscious Sedation San Francisco, California
February 24, 2018	Patient Assessment for IV Sedation Dental Organization for Conscious Sedation San Francisco, California
February 24, 2018	Cardiac Rhythm Review Dental Organization for Conscious Sedation San Francisco, California
February 24, 2018	Medical Emergencies in IV Sedation Dental Organization for Conscious Sedation San Francisco, California
February 24, 2018	Pharmacology of Sedation Drugs Dental Organization for Conscious Sedation San Francisco, California
February 24, 2018	Management of Patients with Cardiovascular Disease Dental Organization for Conscious Sedation San Francisco, California
February 24, 2018	Assessment of Pediatric Patient Dental Organization for Conscious Sedation San Francisco, California
February 24, 2018	Assessment of Complicated Patient Dental Organization for Conscious Sedation San Francisco, California
February 24, 2018	Metabolism of Drugs and Drug-Drug Interactions Dental Organization for Conscious Sedation San Francisco, California
February 25, 2018	Antibiotic Management of Odontogenic Infections Dental Organization for Conscious Sedation San Francisco, California
February 25, 2018	Antibiotic Prophylaxis: Myths and Reality Dental Organization for Conscious Sedation San Francisco, California
February 25, 2018	Management of Patients with Renal Disease Dental Organization for Conscious Sedation San Francisco, California

February 25, 2018	Management of Patients with Coagulopathy Dental Organization for Conscious Sedation San Francisco, California
February 25, 2018	Dental Management of Patients with Liver Disease Dental Organization for Conscious Sedation San Francisco, California
February 25, 2018	Medical Emergencies in the Dental Office Dental Organization for Conscious Sedation San Francisco, California
March 3, 2018	Science of Sedation New York University New York, New York
March 3, 2018	Local Anesthetics: Practical Vignettes New York University New York, New York
March 3, 2018	Patient Assessment in the Dental Office New York University New York, New York
March 3, 2018	Pharmacology of Sedation Drugs New York University New York, New York
March 3, 2018	Management of Patients with Cardiovascular Disease New York University New York, New York
March 3, 2018	New Drugs with Dental Implications New York University New York, New York
March 3, 2018	New Oral Anticoagulants (NOACs) New York University New York, New York
March 3, 2018	New Anti-platelet Drugs New York University New York, New York
March 3, 2018	Management of Patients with Hepatitis C New York University New York, New York
March 3, 2018	Management of Patients with Congestive Heart Failure New York University New York, New York
March 4, 2018	Metabolism of Drugs and Drug-Drug Interactions New York University New York, New York
March 4, 2018	Antibiotic Management of Odontogenic Infections New York University New York, New York
March 4, 2018	Antibiotic Prophylaxis: Myths and Reality New York University New York, New York
March 4, 2018	Management of Patients with Renal Disease New York University New York, New York

March 4, 2018	Management of Patients with Coagulopathy New York University New York, New York
March 4, 2018	Dental Management of Patients with Liver Disease New York University New York, New York
March 4, 2018	Medical Emergencies in the Dental Office New York University New York, New York
May 18, 2018	Sedation Voyage Dental Organization for Conscious Sedation Chicago, Illinois
May 18, 2018	Pharmacology of Pediatric Sedation Drugs Dental Organization for Conscious Sedation Chicago, Illinois
May 18, 2018	Drug Metabolism and Drug-Drug Interactions Dental Organization for Conscious Sedation Chicago, Illinois
May 18, 2018	Patient Assessment in the Dental Office Dental Organization for Conscious Sedation Chicago, Illinois
May 18, 2018	Airway Evaluation and Management Dental Organization for Conscious Sedation Chicago, Illinois
May 19, 2018	Patient Assessment for IV Sedation Dental Organization for Conscious Sedation Chicago, Illinois
May 19, 2018	Cardiac Rhythm Review Dental Organization for Conscious Sedation Chicago, Illinois
May 19, 2018	Medical Emergencies in IV Sedation Dental Organization for Conscious Sedation Chicago, Illinois
May 19, 2018	Pharmacology of Sedation Drugs Dental Organization for Conscious Sedation Chicago, Illinois
May 19, 2018	Management of Patients with Cardiovascular Disease Dental Organization for Conscious Sedation Chicago, Illinois
May 19, 2018	Assessment of Pediatric Patient Dental Organization for Conscious Sedation Chicago, Illinois
May 19, 2018	Assessment of Complicated Patient Dental Organization for Conscious Sedation Chicago, Illinois
May 20, 2018	Metabolism of Drugs and Drug-Drug Interactions Dental Organization for Conscious Sedation Chicago, Illinois
May 20, 2018	Antibiotic Management of Odontogenic Infections Dental Organization for Conscious Sedation Chicago, Illinois

May 20, 2018	Antibiotic Prophylaxis: Myths and Reality Dental Organization for Conscious Sedation Chicago, Illinois
May 20, 2018	Management of Patients with Renal Disease Dental Organization for Conscious Sedation Chicago, Illinois
May 20, 2018	Management of Patients with Coagulopathy Dental Organization for Conscious Sedation Chicago, Illinois
May 20, 2018	Dental Management of Patients with Liver Disease Dental Organization for Conscious Sedation Chicago, Illinois
May 20, 2018	Medical Emergencies in the Dental Office Dental Organization for Conscious Sedation Chicago, Illinois
August 17, 2018	Sedation Voyage Dental Organization for Conscious Sedation Atlanta, Georgia
August 17, 2018	Pharmacology of Pediatric Sedation Drugs Dental Organization for Conscious Sedation Atlanta, Georgia
August 17, 2018	Drug Metabolism and Drug-Drug Interactions Dental Organization for Conscious Sedation Atlanta, Georgia
August 17, 2018	Patient Assessment in the Dental Office Dental Organization for Conscious Sedation Atlanta, Georgia
August 17, 2018	Airway Evaluation and Management Dental Organization for Conscious Sedation Atlanta, Georgia
August 18, 2018	Patient Assessment for IV Sedation Dental Organization for Conscious Sedation Atlanta, Georgia
August 18, 2018	Cardiac Rhythm Review Dental Organization for Conscious Sedation Atlanta, Georgia
August 18, 2018	Medical Emergencies in IV Sedation Dental Organization for Conscious Sedation Atlanta, Georgia
August 18, 2018	Pharmacology of Sedation Drugs Dental Organization for Conscious Sedation Atlanta, Georgia
August 18, 2018	Management of Patients with Cardiovascular Disease Dental Organization for Conscious Sedation Atlanta, Georgia
August 18, 2018	Assessment of Pediatric Patient Dental Organization for Conscious Sedation Atlanta, Georgia
August 18, 2018	Assessment of Complicated Patient Dental Organization for Conscious Sedation Atlanta, Georgia

August 19, 2018	Metabolism of Drugs and Drug-Drug Interactions Dental Organization for Conscious Sedation Atlanta, Georgia
August 19, 2018	Antibiotic Management of Odontogenic Infections Dental Organization for Conscious Sedation Atlanta, Georgia
August 19, 2018	Antibiotic Prophylaxis: Myths and Reality Dental Organization for Conscious Sedation Atlanta, Georgia
August 19, 2018	Management of Patients with Renal Disease Dental Organization for Conscious Sedation Atlanta, Georgia
August 19, 2018	Management of Patients with Coagulopathy Dental Organization for Conscious Sedation Atlanta, Georgia
August 19, 2018	Dental Management of Patients with Liver Disease Dental Organization for Conscious Sedation Atlanta, Georgia
August 19, 2018	Medical Emergencies in the Dental Office Dental Organization for Conscious Sedation Atlanta, Georgia
November 9, 2018	Sedation Voyage Dental Organization for Conscious Sedation Scottsdale, Arizona
November 9, 2018	Pharmacology of Pediatric Sedation Drugs Dental Organization for Conscious Sedation Scottsdale, Arizona
November 9, 2018	Drug Metabolism and Drug-Drug Interactions Dental Organization for Conscious Sedation Scottsdale, Arizona
November 9, 2018	Patient Assessment in the Dental Office Dental Organization for Conscious Sedation Scottsdale, Arizona
November 9, 2018	Airway Evaluation and Management Dental Organization for Conscious Sedation Scottsdale, Arizona
November 10, 2018	Patient Assessment for IV Sedation Dental Organization for Conscious Sedation Scottsdale, Arizona
November 10, 2018	Cardiac Rhythm Review Dental Organization for Conscious Sedation Scottsdale, Arizona
November 10, 2018	Medical Emergencies in IV Sedation Dental Organization for Conscious Sedation Scottsdale, Arizona
November 10, 2018	Pharmacology of Sedation Drugs Dental Organization for Conscious Sedation Scottsdale, Arizona
November 10, 2018	Management of Patients with Cardiovascular Disease Dental Organization for Conscious Sedation Scottsdale, Arizona

November 10, 2018	Assessment of Pediatric Patient Dental Organization for Conscious Sedation Scottsdale, Arizona
November 10, 2018	Assessment of Complicated Patient Dental Organization for Conscious Sedation Scottsdale, Arizona
November 11, 2018	Metabolism of Drugs and Drug-Drug Interactions Dental Organization for Conscious Sedation Scottsdale, Arizona
November 11, 2018	Antibiotic Management of Odontogenic Infections Dental Organization for Conscious Sedation Scottsdale, Arizona
November 11, 2018	Antibiotic Prophylaxis: Myths and Reality Dental Organization for Conscious Sedation Scottsdale, Arizona
November 11, 2018	Management of Patients with Renal Disease Dental Organization for Conscious Sedation Scottsdale, Arizona
November 11, 2018	Management of Patients with Coagulopathy Dental Organization for Conscious Sedation Scottsdale, Arizona
November 11, 2018	Dental Management of Patients with Liver Disease Dental Organization for Conscious Sedation Scottsdale, Arizona
November 11, 2018	Medical Emergencies in the Dental Office Dental Organization for Conscious Sedation Scottsdale, Arizona
February 22, 2019	Sedation Voyage Dental Organization for Conscious Sedation San Diego, California
February 22, 2019	Pharmacology of Pediatric Sedation Drugs Dental Organization for Conscious Sedation San Diego, California
February 22, 2019	Drug Metabolism and Drug-Drug Interactions Dental Organization for Conscious Sedation San Diego, California
February 22, 2019	Patient Assessment in the Dental Office Dental Organization for Conscious Sedation San Diego, California
February 22, 2019	Airway Evaluation and Management Dental Organization for Conscious Sedation San Diego, California
February 23, 2019	Patient Assessment for IV Sedation Dental Organization for Conscious Sedation San Diego, California
February 23, 2019	Cardiac Rhythm Review Dental Organization for Conscious Sedation San Diego, California
February 23, 2019	Medical Emergencies in IV Sedation Dental Organization for Conscious Sedation San Diego, California

February 23, 2019	Pharmacology of Sedation Drugs Dental Organization for Conscious Sedation San Diego, California
February 23, 2019	Management of Patients with Cardiovascular Disease Dental Organization for Conscious Sedation San Diego, California
February 23, 2019	Assessment of Pediatric Patient Dental Organization for Conscious Sedation San Diego, California
February 23, 2019	Assessment of Complicated Patient Dental Organization for Conscious Sedation San Diego, California
February 24, 2019	Metabolism of Drugs and Drug-Drug Interactions Dental Organization for Conscious Sedation San Diego, California
February 24, 2019	Antibiotic Management of Odontogenic Infections Dental Organization for Conscious Sedation San Diego, California
February 24, 2019	Antibiotic Prophylaxis: Myths and Reality Dental Organization for Conscious Sedation San Diego, California
February 24, 2019	Management of Patients with Renal Disease Dental Organization for Conscious Sedation San Diego, California
February 24, 2019	Management of Patients with Coagulopathy Dental Organization for Conscious Sedation San Diego, California
February 24, 2019	Dental Management of Patients with Liver Disease Dental Organization for Conscious Sedation San Diego, California
February 24, 2019	Medical Emergencies in the Dental Office Dental Organization for Conscious Sedation San Diego, California
May 17, 2019	Sedation Voyage Dental Organization for Conscious Sedation Arlington, Virginia
May 17, 2019	Pharmacology of Pediatric Sedation Drugs Dental Organization for Conscious Sedation Arlington, Virginia
May 17, 2019	Drug Metabolism and Drug-Drug Interactions Dental Organization for Conscious Sedation Arlington, Virginia
May 17, 2019	Patient Assessment in the Dental Office Dental Organization for Conscious Sedation Arlington, Virginia
May 17, 2019	Airway Evaluation and Management Dental Organization for Conscious Sedation Arlington, Virginia
May 18, 2019	Patient Assessment for IV Sedation Dental Organization for Conscious Sedation Arlington, Virginia

May 18, 2019	Cardiac Rhythm Review Dental Organization for Conscious Sedation Arlington, Virginia
May 18, 2019	Medical Emergencies in IV Sedation Dental Organization for Conscious Sedation Arlington, Virginia
May 18, 2019	Pharmacology of Sedation Drugs Dental Organization for Conscious Sedation Arlington, Virginia
May 18, 2019	Management of Patients with Cardiovascular Disease Dental Organization for Conscious Sedation Arlington, Virginia
May 18, 2019	Assessment of Pediatric Patient Dental Organization for Conscious Sedation Arlington, Virginia
May 18, 2019	Assessment of Complicated Patient Dental Organization for Conscious Sedation Arlington, Virginia
May 19, 2019	Metabolism of Drugs and Drug-Drug Interactions Dental Organization for Conscious Sedation Arlington, Virginia
May 19, 2019	Antibiotic Management of Odontogenic Infections Dental Organization for Conscious Sedation Arlington, Virginia
May 19, 2019	Antibiotic Prophylaxis: Myths and Reality Dental Organization for Conscious Sedation Arlington, Virginia
May 19, 2019	Management of Patients with Renal Disease Dental Organization for Conscious Sedation Arlington, Virginia
May 19, 2019	Management of Patients with Coagulopathy Dental Organization for Conscious Sedation Arlington, Virginia
May 19, 2019	Dental Management of Patients with Liver Disease Dental Organization for Conscious Sedation Arlington, Virginia
May 19, 2019	Medical Emergencies in the Dental Office Dental Organization for Conscious Sedation Arlington, Virginia
August 16, 2019	Sedation Voyage Dental Organization for Conscious Sedation Memphis, Tennessee
August 16, 2019	Pharmacology of Pediatric Sedation Drugs Dental Organization for Conscious Sedation Memphis, Tennessee
August 16, 2019	Drug Metabolism and Drug-Drug Interactions Dental Organization for Conscious Sedation Memphis, Tennessee
August 16, 2019	Patient Assessment in the Dental Office Dental Organization for Conscious Sedation Memphis, Tennessee

August 16, 2019	Airway Evaluation and Management Dental Organization for Conscious Sedation Memphis, Tennessee
August 17, 2019	Patient Assessment for IV Sedation Dental Organization for Conscious Sedation Memphis, Tennessee
August 17, 2019	Cardiac Rhythm Review Dental Organization for Conscious Sedation Memphis, Tennessee
August 17, 2019	Medical Emergencies in IV Sedation Dental Organization for Conscious Sedation Memphis, Tennessee
August 17, 2019	Pharmacology of Sedation Drugs Dental Organization for Conscious Sedation Memphis, Tennessee
August 17, 2019	Management of Patients with Cardiovascular Disease Dental Organization for Conscious Sedation Memphis, Tennessee
August 17, 2019	Assessment of Pediatric Patient Dental Organization for Conscious Sedation Memphis, Tennessee
August 17, 2019	Assessment of Complicated Patient Dental Organization for Conscious Sedation Memphis, Tennessee
August 18, 2019	Metabolism of Drugs and Drug-Drug Interactions Dental Organization for Conscious Sedation Memphis, Tennessee
August 18, 2019	Antibiotic Management of Odontogenic Infections Dental Organization for Conscious Sedation Memphis, Tennessee
August 18, 2019	Antibiotic Prophylaxis: Myths and Reality Dental Organization for Conscious Sedation Memphis, Tennessee
August 18, 2019	Management of Patients with Renal Disease Dental Organization for Conscious Sedation Memphis, Tennessee
August 18, 2019	Management of Patients with Coagulopathy Dental Organization for Conscious Sedation Memphis, Tennessee
August 18, 2019	Dental Management of Patients with Liver Disease Dental Organization for Conscious Sedation Memphis, Tennessee
August 18, 2019	Medical Emergencies in the Dental Office Dental Organization for Conscious Sedation Memphis, Tennessee

Dr. Fang has presented hundreds of courses between 2007 and 2020. For a full list, ask DOCS Education.

Academic and Hospital Appointments

Academic Appointments:

Assistant Professor in Medicine, Harvard Medical School

Hospital Appointments:

Former Firm Chief, Walter Bauer Firm, Medical Service,
Massachusetts General Hospital

Physician, Massachusetts General Hospital

Publications in Dentistry

1. Sonis, ST, Fazio, RC, Fang, LST. Principles and Practice of Oral Medicine. Third Edition. WB Saunders, Philadelphia, in preparation
2. Sonis, ST, Fazio, RC, Fang LST. Oral Medicine Secrets. Hanley. 2003
3. Fang, LST and Fazio, RC. Antibiotics in Dentistry. CE Magic 2002
4. Fang, LST, Fazio, RC and Menhall, TW. Ultimate Cheat Sheets. The Practical Guide for Dentists. UCS 2007
5. Fang, LST and Menhall, TW. The Ultimate Basic Drug Kit for Medical Emergencies in the Dental Office. UCS 2007
6. Fang, LST and Menhall, TW. The Ultimate Advanced Drug Kit for Medical Emergencies in the Dental Office. UCS 2008
7. Fang, LST, Fazio, RC and Menhall, TW. Ultimate Cheat Sheets. The Practical Guide for Dentists. UCS 2008
8. Fang, LST and Menhall, TW. The Ultimate Basic Drug Kit for Medical Emergencies in the Dental Office. UCS 2009
9. Fang, LST and Menhall, TW. The Ultimate Advanced Drug Kit for Medical Emergencies in the Dental Office. UCS 2009
10. Fang, LST, Fazio, RC and Menhall, TW. Ultimate Cheat Sheets. The Practical Guide for Dentists. UCS 2009

Fellowship in Dentistry

Fellow of the Dental Organization for Conscious Sedation

Contributions in Dentistry

Bridging the disciplines of medicine and dentistry

Empowering the dental professional to consider the patient as a whole

Awards and Honors

- Boylston Society Award for Excellent in Clinical Teaching
Harvard Medical School
- Teaching Award for Excellence in Clinical Teaching,
Harvard Medical School
- Faculty Award for Excellence in Clinical Teaching
Harvard Medical School
- Teaching Award for Excellence in Clinical Teaching
Harvard Medical School
- Teaching Award for Excellence in Clinical Teaching in Primary Care
Massachusetts General Hospital
- The Alfred Kranes Award for Excellence in Clinical Teaching
Massachusetts General Hospital
- Psychiatry Resident Award for Contribution to the Residency Selection Process
Massachusetts General Hospital
- Best Doctor In America 2008
- Best Doctor In Boston 2007

Awards in Dentistry:

CRE Product of the Year 2004: Fang, LST and Fazio, RC. Antibiotics in Dentistry. CE Magic 2002

CE Best Educational Product of the Year 2008: Fang, LST, Fazio, RC and Menhall, TW. Ultimate Cheat Sheets. The Practical Guide for Dentists. UCS 2008

Professional Biography

In medicine:

Leslie S.T. Fang received his PhD degree in Physiology and Biophysics from the University of Illinois, Champaign-Urbana. At the University of Illinois, he was a Gregory Scholar and James Scholar and was elected to Phi Eta Sigma, Phi Kappa Phi, Phi Beta Kappa, Sigma Xi and Phi Sigma. He graduated as a Bronze Tablet Scholar. He did his medical training at Harvard Medical School and was elected to Alpha Omega Alpha as a junior. He did his residency training at the Massachusetts General Hospital where he served as Chief Medical Resident. He did his fellowship training in Nephrology at the Massachusetts General Hospital and is board certified in Internal Medicine and Nephrology.

He has been on the staff of Massachusetts General Hospital and on the faculty of Harvard Medical School. A clinician and a teacher, he maintains an active international practice in Internal Medicine and Nephrology and is a leading teacher at Harvard Medical School. At the Massachusetts General Hospital, he served as Chief of the Walter Bauer Firm and as the Clinical Director of the Governing Board of the Medical Services Associates. He has received numerous awards for excellence in teaching from Harvard Medical School and has served and chaired the Medical Internship Selection Committee at the Massachusetts General Hospital for two decades.

In the dental field:

He is the co-author of the major textbook Principle and Practice of Oral Medicine, Oral Medicine Secrets and has been heavily involved in the clinical teaching of Oral Medicine. He is the co-author of an interactive DVD on Antibiotics in Dentistry in the EndoMagic Interactive Teaching Series, which won the CRE product of the year award for 2004. He is the co-author of the recently released Ultimate Cheat Sheets: Practical Guide for the Dentist, The Ultimate Basic Drug Kit and The Ultimate Advanced Drug Kit for Medical Emergencies in the Dental Office.

The Ultimate Cheat Sheets won the CE Award for Best Educational Product of 2008.

He has been the featured speaker at many of the major dental meetings. He has been integrally involved in the EndoMagic course, providing an important bridge between the dental and the medical profession. He has also been involved with teaching of oral medicine at the Las Vegas Institute of Advanced Dentistry where he runs a one-day seminar on Medical Emergencies in the Dental Office. He is on the board of LVI Global. He is on the faculty of Dental Organization for Conscious Sedation and is instrumental in the design of the curriculum and the teaching of oral medicine pertinent to sedation.

BIBLIOGRAPHY

Original Reports:

1. Willis JS and Fang LST. Lithium stimulation of ouabain-sensitive respiration and Na-K-ATPase of kidney cortex of ground squirrels. *Biochim Biophys Acta*, 1970; 219: 486-9.
2. Fang LST and Willis JS. Increase of Na-K-ATPase activity in renal cortex of hamster (*Mesocricetus auratus*) during prehibernation cold exposure. *Comp Bioch Physiol*, 1974; 48: 687-98.
3. Fang LST, Tolkoff-Rubin NE, Rubin RH. Efficacy of single dose and conventional amoxicillin therapy in urinary tract infection localized by antibody coated bacteria technic. *N Eng J Med*, 1978; 298: 413-6.
4. Fang LST, Tolkoff-Rubin NE, Rubin RH. Infection localization and the antibiotic management of urinary tract infection. *Ann Rev Med*, 1979; 30: 225-39.
5. Rubin RH, Fang LST, Cosimi AB, Herrin JT, Varga PA, Russell PS, Tolkoff-Rubin NE. The usefulness of the antibody coated bacteria assay in the management of urinary tract infection in the renal transplant patient. *Transplant*, 1979; 27: 18-20.
6. Fang, LST, Tolkoff-Rubin NE, Rubin RH. Urinary tract infections in women. *Comprehensive Therapy*, 1979; 5: 20-25.
7. Rubin RH, Fang LST, Jones SR, Mumford RS, Slepach JM, Varga PA, Onheiber L, Hall CL, Tolkoff-Rubin, NE. Single dose amoxicillin therapy for urinary tract infection. *JAMA*, 1980; 244: 561-4.
8. Fang LST, Sirota SA, Ebert TE, Lichtenstein NE. Low fractional excretion of sodium in contrast media-induced acute renal failure. *Arch Intern Med*, 1980; 140: 531-3.
9. Fang LST. Single-dose therapy for uncomplicated urinary tract infections in women. *Family Practice*, 1981; 15: 55-59.
10. Tolkoff-Rubin NE, Weber D, Fang LST, Kelly M, Wilkinson R, Rubin RH. Single-dose therapy with trimethoprim-sulfamethoxazole for urinary tract infection in women. *Rev Inf Dis*, 1982; 4: 444-8.

11. Fang LST, Tolkoff-Rubin NE, Rubin RH. Clinical management of urinary tract infection. *Pharmacotherapy*, 1982; 2: 91-9.
12. Blackshear PJ, Fang LST, Axelrod L. Treatment of severe lactic acidosis with dichloroacetate. *Diabetes Care*, 1982; 5: 391-4.
13. Delmonico FL, Cosimi AB, Jaffers GJ, Schooley RT, Rubin RH, Tolkoff-Rubin NE, Fang LST, Russell PS. Immunological monitoring of diabetic and non-diabetic recipients of renal allografts. *J Surg Res*, 1983; 35: 271-4.
14. Fang LST. Contrast medium-induced acute renal failure. *Medical Grand Rounds*, 1983; 3: 263-271.
15. Nelson, PW, Cosimi AB, Delmonico FL, Rubin RH, Tolkoff-Rubin NE, Fang LST, Russell PS. Antithymocyte globulin as the primary treatment for renal allograft rejection. *Transplantation*, 1983; 27: 18-20.
16. Corwin HL, Schreiber, MJ, Fang LST. Low fraction excretion of sodium: occurrence with hemoglobinuric- and myoglobinuric-induced acute renal failure. *Arch Intern Med*, 1984; 144: 981-982.
17. Diamond, JR, Cheung JY, Fang LST. Nifedipine-induced renal dysfunction. Alterations in renal hemodynamics. *Am J Med*, 1984; 77: 905-9.
18. Delmonico FL, Wang CA, Tolkoff-Rubin NE, Fang LST, Herrin JT, Cosimi AB. Parathyroid surgery in patients with renal failure. *Ann Surg*, 1984; 200: 644-7.
19. Nelson PW, Delmonico FL, Tolkoff-Rubin NE, Cosimi AB, Fang LST, Russell PS, Rubin RH. Unsuspected donor pseudomonas infection causing arterial disruption after renal transplantation. *Transplantation*, 1984; 37: 313-4.
20. Thistlethwaite, JR, Cosimi AB, Delmonico FL, Rubin RH, Tolkoff-Rubin NE, Nelson PW, Fang LST, Russell PS. Evolving use of OKT3 monoclonal antibody for treatment of renal allograft rejection. *Transplantation*, 1984; 38: 695-701.
21. Zarich S, Fang LST, Diamond JR. Fractional excretion of sodium. Exceptions to its diagnostic value. *Arch Intern Med*, 1985; 146: 108-112.
22. Patel IH, Bornemann LD, Brocks VM, Fang LST, Tolkoff-Rubin NE, Rubin RH. Pharmacokinetics of intravenous amdinocillin in healthy subjects and patients with renal insufficiency. *Antimicrob Agents Chemother*, 1985; 28: 46-50.
23. Fang LST. Light chain nephropathy. *Kidney International*, 1985; 27: 582-92.
24. Corwin HL, Teplick RS, Schreiber MJ, Fang LST, Bonventre JV, Coggins CH. Prediction of outcome in acute renal failure. *Am J Nephrol*, 1987; 7: 8-12.
25. Delmonico FL, Auchincloss H, Rubin RH, Russell PS, Tolkoff-Rubin NE, Fang LST, Cosimi AB. The selective use of antilymphocyte serum for cyclosporine treated patients with renal allograft dysfunction. *Ann Surg*, 1987; 206: 649-54.
26. Fang LST. Management of urinary tract infections in women. *Comprehensive Therapy*, 1987; 13: 3-7.
27. Cosimi AB, Auchincloss H, Delmonico FL, Fang LST, Nathan DM, Tolkoff-Rubin NE, Rubin RH, Yang HC, Russell PS. Combined kidney and pancreas transplantation in diabetics. *Arch Surg*, 1988; 123: 621-5.
28. Fang LST. Urinalysis in the diagnosis of urinary tract infections. *Clinics in Lab Med*, 1988; 8: 567-576.
29. Delmonico FL, Conti D, Auchincloss H, Russell PS, Tolkoff-Rubin NE, Fang LST, Cosimi AB. Long-term, low-dose cyclosporine treatment of renal allograft recipients. A randomized trial. *Transplantation*, 1990; 49: 899-904.
30. Rabito, CA, Fang, LS, Waltman, AC. Renal function in patients at risk of contrast material induced acute renal failure: non-invasive, real-time monitoring. *Radiology*, 1993; 186: 881-884.
31. Yurcel, EK, Kaufman, JA, Prince, M, Bazari, H, Fang, LS, Waltman, AC. Time of flight renal magnetic resonance angiography: utility in patients with renal insufficiency. *Magn Reson Imaging* 1993; 11: 925-30.
32. Delmonico, FL, Tolkoff-Rubin, N, Auchincloss, H, Jr, Williams, WW, Jr, Fang, LST, Bazari, Grade: Honors, Farrell, ML, Cosimi, AB. Management of renal allograft recipient immunosuppressive protocols for long-term success. *Clin Transpl* 1994; 8: 34-39.
33. Thadhani, RI, Camargo, CA, Xavier, RJ, Fang, LS, Bazari, H. Atheroembolic renal failure after invasive procedures. *Medicine* 1995; 74: 350-8.
34. Rieumont, MJ, Kaufman, JA, Geller, SC, Yurcel, EK, Cambria, RP, Fang, LS, Bazari, H, Waltman, AC. Evaluation of renal artery stenosis with dynamic gadolinium enhanced magnetic resonance angiography. *A J Rad* 1997; 169:39-44
35. Fang, LST. SARS and the dentist. *Dentistry Today* 2004; 22: 14-16.

Reviews

1. Willis JS, Fang LST, Foster RF. The significance of membrane function in hibernation. In South FE, et al, eds. *Hibernation IV*. Amsterdam: Elsevier Publishing Company, 1972: 123-147.
2. Willis JS, Fang LST, Gitler c, et al. Perspectives on the role of membranes in hibernation and hypothermia. In South FE, et al, eds. *Hibernation IV*. Amsterdam: Elsevier Publishing Company, 1972: 281-288.
3. Fang LST.

Evaluation of hematuria
Evaluation of proteinuria
Approach to women with urinary tract infection
Approach to patient with nephrolithiasis
Management of chronic renal failure

In Goroll A, May LA, Mulley AG, eds. Primary Care Medicine, Philadelphia, Lippincott, 1981.

4. Fang LST.
Placement and care of peritoneal catheter
Electrolyte management
Acute renal failure
Peritoneal dialysis
Hemodialysis
Diuretic therapy
Hepatorenal syndrome

In Rippe JM and Csete ME, eds. Manual of Intensive Care Medicine, Boston, Little, Brown and Company, 1983.

5. Fang LST.
Fluid and electrolyte disorders
Acute renal failure
Chronic renal failure

In Walsh, ET, eds. Manual of Geriatric Medicine, Boston, Little, Brown and Company, 1983

6. Coggins CH, Fang LST. Nephrotoxicity of antibiotic, anesthetics and contrast agents.

In Brenner BM, Lazarus M, eds. Acute Renal Failure, WB Saunders, New York, 1983.

7. Fang LST.
Evaluation of hematuria
Evaluation of proteinuria
Approach to women with urinary tract infection
Approach to patient with nephrolithiasis
Management of chronic renal failure

In Goroll A, May LA, Mulley, AG eds. Primary Care Medicine. Second Edition, Philadelphia, Lippincott, 1987.

8. Fang LST.
Placement and care of peritoneal catheter
Electrolyte management
Acute renal failure
Peritoneal dialysis
Hemodialysis
Diuretic therapy
Hepatorenal syndrome

In Rippe JM, ed. Manual of Intensive Care Unit Medicine. Second Edition, Boston, Little, Brown and Company, 1988.

9. Coggins CH, Fang LST. Acute renal failure associated with antibiotics, anesthetic agents and radiographic contrast agents. In Brenner, BM, Lazarus, M, eds. Acute Renal Failure. Second Edition, Churchill Livingstone, New York, 1988, 295-352.
10. Colvin RB, Fang LST. Interstitial Nephritis. In Tischer CC, ed. Renal Pathology, Philadelphia, Lippincott, 1988, 659-720.
11. Fang LST.
Management of acute renal failure

Therapy for specific forms of acute renal failure
Management of patients with chronic renal failure
Drug therapy in patients with renal insufficiency
Nephrolithiasis
The nephrotic syndrome
Renovascular hypertension
Renal manifestations of systemic diseases
Renal transplantation

In Larson EB, Ramsey PG, eds. Medical Therapeutics, Philadelphia, WB Saunders, 1989, 183-227.

12. Colvin RB, Fang LST. Interstitial Nephritis. In Tischer CC, ed. Renal Pathology, Second Edition, Philadelphia, Lippincott, 1993.

13. Fang LST.
Management of acute renal failure
Therapy for specific forms of acute renal failure
Management of patients with chronic renal failure
Drug therapy in patients with renal insufficiency
Nephrolithiasis
The nephrotic syndrome
Renal manifestations of systemic diseases
Renal transplantation
In Larson EB, Ramsey PG, eds. Medical Therapeutics, Second Edition, Philadelphia, WB Saunders, 1993.

14. Fang LST.
Evaluation of hematuria
Evaluation of proteinuria
Approach to women with urinary tract infection
Approach to patient with nephrolithiasis
Management of chronic renal failure

In Goroll A, May LA, Mulley, AG eds. Primary Care Medicine. Third Edition, Philadelphia, Lippincott, 1994.

15. Fang LST.
Evaluation of hematuria
Evaluation of proteinuria
Approach to women with urinary tract infection
Approach to patient with nephrolithiasis
Management of chronic renal failure

In Goroll A, May LA, Mulley, AG eds. Primary Care Medicine, Philadelphia, Lippincott, 1999


16. Fang, LST.
Evaluation of hematuria
Approach to women with urinary tract infection
Approach to patient with nephrolithiasis

In Goroll, A, May, LA, Mulley, AG eds. Primary Care Medicine, Philadelphia, Lippincott, 2004

17. Fang, LST.
Evaluation of hematuria
Approach to women with urinary tract infection
Approach to patient with nephrolithiasis

In Goroll, A, May, LA, Mulley, AG eds. Primary Care Medicine, Philadelphia, Lippincott, 2004

Manuals and Textbooks

1. Fang LST. Manual of Clinical Nephrology. McGraw-Hill, New York, 1982.
 2. Sonis ST, Fazio RC, Fang LST. Principles and Practice of Oral Medicine. WB Saunders, Philadelphia, 1984.
 3. Sonis ST, Fazio RC, Fang LST. Principles and Practice of Oral Medicine. Second Edition. WB Saunders, Philadelphia, 1994.
 4. Sonis, ST, Fazio, RC, Fang, LST. Principles and Practice of Oral Medicine. Third Edition. WB Saunders, Philadelphia, in preparation
 5. Sonis, ST, Fazio, RC, Fang LST. Oral Medicine Secrets. Hanley and Balsey, Philadelphia 2004.
 6. Fang, LST and Fazio, RC. Antibiotics in Dentistry. CE Magic 2004.
 7. Fang, LST, Fazio, RC and Menhall, T. Ultimate Cheatsheets: The Practical Guide for Dentists. UCS Boston 2006.
 8. Fang, LST, Fazio, RC and Menhall, T. Ultimate Cheatsheets: The Practical Guide for Dentists. Canada. UCS Boston, 2007, 2008, 2009
 9. Fang, LST and Menhall, T. Ultimate Drug Kit, Basic Kit for Medical Emergencies in the Dental Office. UCS Boston, 2007, 2008, 2009
 10. Fang, LST and Menhall, T. Ultimate Drug Kit, Advanced Kit for Medical Emergencies in the Dental Office. UCS Boston, 2007, 2008, 2009
- 



Jerome P. Wellbrock, D.M.D., MAGD, DDL

Northern Kentucky Dental Medicine, PLLC

15 W. Southern Ave

P.O. Box 15130

Covington, Kentucky 41015

docjpw@fuse.net

859-491-1226 Office

Avocations:

Martial Arts Expert, carpenter, reading science journals, volunteer firefighter

Education:

1980 Doctorate Dental Medicine, University of Louisville School of Dentistry

1974 B.S. Biology, Northern Kentucky State College (now Northern Kentucky University)

Postdoctoral Training:

2010 University of Kentucky College of Dentistry
Parenteral IV Sedation in Dentistry, Program Completed Jan. 2010 to May 2010

2009 Certificate of Participation University of Medicine & Dentistry of New Jersey
Update in Orofacial Pain

2008 Certificate of Completion, University of Kentucky College of Dentistry
An Advanced and Comprehensive Program on Temporomandibular Disorders
and Orofacial Pain

Licensure and Certification:

Current BLS/AED for Medical Professionals

Current AHA ACLS

2010 - Present Anesthesia Permit in Kentucky Moderate Parenteral

1980 - Present Licensed to practice Dentistry in Kentucky

Faculty:

2019 – Present Idaho State University School of Dental Science GPR Affiliate Faculty

2016 – Present Oregon Health Science University Affiliate Faculty

2016 – Present DOCS Education IV Sedation Faculty

2013 – Present Dental Organization for Continuing Sedation Education (DOCS)

Study Clubs:

Past President L.D. Pankey Study Club of Kentucky

Associations:

Academy of General Dentistry

American Dental Association

American Dental Society of Anesthesiology

International Federation of Dental Anesthesiology Society

DOCS Education

Donated Dental Services

Past President, Northern Kentucky Dental Society 1991-1992, 1995-1996

Past Vice-President Kentucky Dental Association

Past Board Member Kentucky Academy of General Dentistry

Awards & Recognition:

- 2016 DOCS, Dental Organization for Continuing Sedation Education
Diplomate and Luminary Award
- 2013 Academy of General Dentistry, Life-Long Service Recognition Award
- 2001 Masters Academy of General Dentistry 8-4-01
- 1998 Kentucky Dental Association, Fellowship Award
- 1996 Fellowship American College of Dentistry 9-27-96
- 1993 Fellowship Academy of General Dentistry

Community Service:

- 1993-1995 Past President, Director Emeritus, Rosedale Manor Nursing Home, Active Board Member 15 years
- 1980–Present Founding Member Northern Kentucky State College Alumni Association now Northern Kentucky University
- 1984-1985 Founding Member of the Latonia Business Association, Past President
Volunteer/Professional Firefighter/EMT (7 years) Taylor Mill Fire Department
Volunteered – Northern Kentucky Medical Reserve Corp.

Professional Experience:

- 2013–Present Speaker, and Educator on Dental Topics
- 1980–Present Private Practice

Positions Held:

- 2013–Present DOCS Education Forum Moderator
- 2013–Present DOCS Education Faculty

Media Interviews:

- 2013–Present Contributor to The Incisor Newsletter

Associations:

- Academy of General Dentistry
- American Dental Association
- American Dental Society of Anesthesiology
- International Federation of Dental Anesthesiology Society
- DOCS Education
- Donated Dental Services
- Past President, Northern Kentucky Dental Society 1991-1992, 1995-1996
- Past Vice-President Kentucky Dental Association
- Past Board Member Kentucky Academy of General Dentistry

Clinics and Courses Presented to Universities or Professional Organizations:

- August 2019 Oral Sedation Recertification
Memphis, TN
- August 2019 IV Sedation Recertification
Memphis, TN
- August 2019 Master Series: Advanced Sedation
Memphis, TN
- August 2019 Airway Management Hands-on Program
Memphis, TN

July 2019	IV Sedation Certification Lexington, KY
June 2019	IV Sedation Certification Lexington, KY
May 2019	Oral Sedation Recertification Arlington, VA
May 2019	IV Sedation Recertification Arlington, VA
May 2019	Master Series: Advanced Sedation Arlington, VA
May 2019	Airway Management Hands-on Program Arlington, VA
May 2019	IV Sedation Certification Lexington, KY
April 2019	IV Sedation Certification Lexington, KY
February 2019	Oral Sedation Recertification San Diego, CA
February 2019	Master Series: Advanced Sedation San Diego, CA
February 2019	Airway Management Hands-on Program San Diego, CA
November 2018	Oral Sedation Recertification Scottsdale, AZ
November 2018	Master Series: Advanced Sedation Scottsdale, AZ
November 2018	Airway Management Hands-on Program Scottsdale, AZ
September 2018	IV Sedation Certification Lexington, KY
August 2018	Oral Sedation Recertification Atlanta, GA
August 2018	IV Sedation Recertification Atlanta, GA
August 2018	Master Series: Advanced Sedation Atlanta, GA
August 2018	Airway Management Hands-on Program Atlanta, GA
May 2018	Oral Sedation Recertification Chicago, IL
May 2018	IV Sedation Recertification Chicago, IL
May 2018	Master Series: Advanced Sedation Chicago, IL
May 2018	Airway Management Hands-on Program Chicago, IL
February 2018	Oral Sedation Recertification San Francisco, CA
February 2018	Master Series: Advanced Sedation San Francisco, CA

February 2018	Airway Management Hands-on Program San Francisco, CA
November 2017	Oral Sedation Recertification Bellevue, WA
November 2017	Master Series: Advanced Sedation Bellevue, WA
November 2017	Airway Management Hands-on Program Bellevue, WA
August 2017	Oral Sedation Recertification Memphis, TN
August 2017	IV Sedation Recertification Memphis, TN
August 2017	Master Series: Advanced Sedation Memphis, TN
August 2017	Airway Management Hands-on Program Memphis, TN
July 2017	IV Sedation Certification OSHU
May 2017	Oral Sedation Recertification Reston, VA
May 2017	IV Sedation Recertification Reston, VA
May 2017	Master Series: Advanced Sedation Reston, VA
May 2017	Airway Management Hands-on Program Reston, VA
February 2017	Oral Sedation Recertification Newport Beach, CA
February 2017	Master Series: Advanced Sedation Newport Beach, CA
February 2017	Airway Management Hands-on Program Newport Beach, CA

Dr. Wellbrock has presented dozens of courses between 2013 and 2020. For a full list, ask DOCS Education.





CAROL A. WILSON, DMD

527 Wellington Way, Ste.120
Lexington, KY 40503
859.223.4644
carolwilsondmd@yahoo.com

Education:

- | | |
|------|---|
| 2006 | DMD University of Kentucky College of Dentistry
With Distinction- Top 20% of Class, GPA 3.81 |
| 2002 | Morehead State University
Summa Cum Laude, GPA 4.0 |

Postdoctoral Training:

- | | |
|------------|---|
| Externship | Oral and Maxillofacial Surgery, University of Kentucky
University of Kentucky College of Dentistry
Chandler Medical Center
Lexington, KY 40536
859.323.5749 |
| Externship | Jack Lenihan, DMD
800 Violet Road
Crittenden, KY 41030
859.428.3100 |
| 2018 | Rutkowski PRP/PRF Bone Grafting Training |
| 2017 | DOCS & OHSU IV Sedation Training |
| 2017 | SWAT- Patient Relation |
| 2016 | DOCS Conscious Oral Sedation Training |
| 2016 | OsteoReady Implant Mini Residency (Now Little Implant Company) |
| 2016 | Advanced Cardiac Life Support Certified |
| 2015 | Facially Generated Treatment Planning, Spear Institute Seminar |
| 2015 | Dental Bootcamp |
| 2015 | Cerec Three Dimensional Imaging and Milling |
| 2014 | Sybron Endodontic Hands on Course |
| 2010 | Brasseler Endodontic Hands on Course |
| 2006 | Maintain CE for each renewal cycle courses include OSA, practice management, restorative dentistry, restoring the worn dentition, Implant restoration, OSHA and HIPPA compliance. |

Licensure & Certification:

2006 - Present	Licensed to Practice Dentistry in Kentucky
2006 - Present	DEA Licensed
2006 - Present	Basic Life Support
2010	Dental Expert Witness - Nicholasville, KY
2006 - Present	Advanced Cardiac Life Support
2006 - Present	Anesthesia Permit in Kentucky - Moderate Parenteral

Faculty:

2019 - Present	DOCS Education IV Sedation Clinical Instructor
2018 - Present	Associate Clinical Instructor, Little Implant Company
2006 - 2007	Part time Prosthodontic Clinical Instructor, UKCD

Associations:

2002 - 2006	American Student Dental Association
2002 - 2006	American Association of Women Dentists
2006 - 2008	American Dental Association
2006 - 2008	Kentucky Dental Association
2006 - 2007	Lexington Dental Implant Society

Study Clubs:

2015 - Present	Spear Study Club
----------------	------------------

Awards & Recognitions:

2006	Excellence in Prosthodontics
2006	Outstanding Radiology Student
2006	Omicron Kappa Upsilon Dental Honor Society
2004	Susan McEvoy Scholarship
2003 - 2006	Dean's Scholarship
2001 - 2002	Phi Kappa Phi Honoree and Scholarship Recipient
2001	Cardinal Key Inductee
2000	Harrison Electric Cooperative Scholarship
2000	General Human Science Scholarship
1999 - 2002	Presidential Scholarship, Governor's Scholar
1999 - 2002	Academic Honor's Scholarship

Institutional Committees:

2005 - Present	Associate Member of the UKCD Admissions Committee
2015 - 2016	Brookside Elementary Site Based Decision Making Council
2013 - 2014	President Jessamine Early Learning Village PTO
2004 - 2006	President American Association of Women Dentists
2004 - 2006	UKCD Student Clinical Advisory Committee
2004 - 2006	Voting Member of UKCD Admissions Committee
2003	Physiology Review Committee, Dental School Member
2002 - 2009	Professional Education Preparation Program (PEPP) Dental Experiential Coordinator
2000 - 2002	Baptist Student Union Council Member.
2000 - 2002	Student Alumni Ambassador, Secretary

National Presentations:

2000	"Application of Plato's 'Capital Ideas'", National Honors Conference, Washington, D.C
2000	"Euthanasia", National Honors Conference, Washington, D.C

Presentations To Predoctoral Students:

2007	Authored Prosthodontic Unit Exam, UKCD
2001	"Food Mythology, Food Symbolism, and the Manipulation of the American Consumer, Honor's Round Table
2001	"Beauty and Aesthetic Quality", Honor's Round Table

Media Content:

2019	Created YouTube Videos to Assist Participating Dentists in the DOCS IV Sedation Curriculum with record keeping and EKG Monitoring
------	---

Professional Experience:

2016 - Present	Associate Dentist, Dental Wellness of Lexington
2017 - 2019	Locum Tenen Dentist, Dentistry for Today
2015 - 2017	Locum Tenen Dentist, Susan Couzens, DMD
2014 - 2016	Associate Dentist, Immediadent
2010 - 2014	Owner, Jessamine Dental
2009 - 2010	Locum Tenen Dentist, Malcom Miracle, DMD, Jessamine Dental
2006 - 2007	Part Time Faculty Member of Prosthodontics, UKCD
2006 - 2009	Associate Dentist, Jack Lenihan, DMD

Clinics & Courses Presented:

May 2018	IV Sedation Clinical Instruction for DOCS/OHSU Course
September 2018	IV Sedation Clinical Instruction for DOCS/OHSU Course
January 2019	IV Sedation Clinical Instruction for DOCS/OHSU Course
April 2019	IV Sedation Clinical Instruction for DOCS/OHSU Course
May 2019	IV Sedation Clinical Instruction for DOCS/OHSU Course
June 2019	IV Sedation Clinical Instruction for DOCS/OHSU Course
July 2019	IV Sedation Clinical Instruction for DOCS/OHSU Course
September 2019	IV Sedation Clinical Instruction for DOCS/OHSU Course

Community Service:

2017 - Present	Associate Dentist, Dental Wellness of Lexington
2018, 2019	Volunteer at Smiles From the Heart, Bowling Green, KY
2017	Volunteer at Gift of Smiles, Lexington, KY
2016 - 2017	YMCA Assistant Soccer Coach
2015 - 2016	Council of Councils Site Based Council Jessamine County
2013 - 2014	Southland Christian Church Weekend Story Teller Youth

Ministry:

2012	Refuge Clinic
2013	Volunteer at Smiles From the Heart, Bowling Green, KY
2012, 2015	Presentation on Oral Health, Brookside Elementary
2007	YMCA Assistant Soccer Coach
2006 - 2011	Southland Christian Church "The Zone" Ministry
2004 - 2005	Sealant Project at Kentucky State Fair
2005	University of Kentucky Summer Dental Camp Counselor
2003, 2016	Jesus Prom
2002 - 2006, 2018	University of Kentucky College of Dentistry Fall Open House
2003 - 2005	Race for the Cure
2003	God's Pantry
2002, 2006	Saturday Morning Clinic

Private Practice

Phoenix Arizona General Dentist since June, 1989, concentrating on Full Mouth Reconstruction with an emphasis on Reconstructive and Cosmetic Dentistry.

Post-Doctorate Training

CAD/CAM Advanced Training – 2009

Advanced Laser Training for Diode, Erbium, Chromium, Yttrium, Scandium, Gallium, Garnett lasers

Dentrix Approved Beta Testing – 2005

ACLS Certified since 2013

Over 3,500 hours of continuing education since 1989 including: implants, advanced removable and fixed prosthetics, treatment planning, diagnosis, radiographs, CBCT scans, operative dentistry, dental management, OSHA training, sedation dentistry, and sleep apnea.

Home Address

104 Kenton Court

Nicholasville, KY 40356

859.492.2735

carolwilsondmd@yahoo.com





JAMES BOVIA, VP OF EDUCATION

Life Support Services, Inc.
4343 Concourse Dr, Ste. 300
Ann Arbor, MI 48108
(734) 973-9320
jamesbovia@gmail.com

Objective:

It is Jim's objective to enhance the ability of primary care physicians and dentists to deliver effective emergency treatment when presented with the rare occurrence until EMS arrives.

Employment:

1995-Present	Vice President – Life Support Services, Inc. Oversees the annual training of 16,000 medical professionals in Basic Life Support, Advanced Cardiac Life Support, Pediatric Advanced Life Support, and trauma management.
1994-2000 2004-2015	Paramedic – Huron Valley Ambulance.
2000-2004	Emergency room technician - University of Michigan Hospital .
1989-1994	Basic EMT Washtenaw county jail medical unit .
1989-1994	Fire fighter Sumpter twp fire fighter.

University of Michigan Emergency Department

Education:

1985	Lincoln High school
1988 - 1992	Life Support Services Inc. EMT and Paramedic training.

Consultant in Pre-Hospital Care and Acute Intervention:

2016 - Current	Lincoln High school
2010 - Current	Life Support Services Inc. EMT and Paramedic training.

Program Development:


2015	Designed an Emergency Management Course for Dentists incorporating advanced airway maneuvers.
2007	Customized the American Heart Association's Advanced Cardiac Life Support to fit the challenges of the free standing Dental office.

Has Provided Emergency Medical Training to the following organizations:

- Berry Center LLC
- Blake Woods Surgery Center
- Bloomfield Children's Dentistry
- Fred Bonine, DDS, Brighton, MI
- Cardiology & Vascular Associates
- Central Michigan Community Hospital
- Central Michigan University
- Chelsea Community Hospital
- Dental Organization for Conscious Sedation
- Eaton Rapids Medical Center
- Anthony Feck, DDS Lexington, KY
- Great Lakes Heart & Vascular Institute
- Harbor Beach Medical Center
- Henry Ford Hospital
- Independent Anesthesia
- Ingham Regional Medical Center Emergency Department
- LaRabida Children's Hospital
- NorthWest Anesthesia Seminars
- Oakwood Healthcare System
- Orthopedic Associates
- St Joes Mercy Livingston Hospital, Ann Arbor, Livingston, Pontiac, MI
- Government of Turks & Caicos
- University of Michigan Health Systems
- UnaSource Surgery Center
- VA Healthcare System
- Woods Mill Anesthesia

Home Address:

2178 Cobblestone Creek Dr.
Pinckney, MI 48169
(734) 368-3248





South Dakota State Board of Dentistry

P.O. Box 1079, 1351 N. Harrison Ave. Pierre, SD 57501-1079

Ph: 605-224-1282

Fax: 1-888-425-3032

E-mail: contactus@sdboardofdentistry.com

www.sdboardofdentistry.org

Moderate Sedation Course Review

Please submit this form with a course syllabus and instructor CV to contactus@sdboardofdentistry.com by April 15.

The Board will review moderate sedation courses annually and may only approve courses that have submitted documentation necessary to verify that the course requirements outlined in ARSD 20:43:09:04.03 have been met.

If a completed form is not returned by the date above, your course cannot be approved.

Course Title: Moderate Sedation Certification Course

Course Sponsor: Dentinomics

Name of person submitting information: Kevin Croft

Email address: dentonomics@gmail.com Phone: 801-477-5337

Title: President Date: 4/8/2022

Verified as correct and unchanged via email by Dr. Croft 3/16/2023

Course Director:

Name: Kevin Croft License Number and State: SD, D1176

Email: dentonomics@gmail.com Phone: 8014775337

Name of the facility where the course is presented: Pearl Dental

Location: Utah

Course is presented at a: ☒ Dental Office ☐ Dental School ☐ Surgical Center
☐ Hospital ☐ Other: _____

Is the Course Sponsor AGD PACE or ADA CERP approved? ☒ Yes ☐ No

AGD PACE Provider Number: 365390


ADA CERP Provider Number: _____

Has this course changed since the last time it was evaluated by the Board (annual evaluation)? ☐ Yes ☒ No

If yes, please summarize the changes below:

A course must meet the requirements set forth in ARSD 20:43:09:04.03.		
Please verify by checking each statement below:	YES	NO
The course satisfies all objectives and content as described in Part 5 of the Guidelines for Teaching Pain Control and Sedation to Dentists and Dental Students (2016 Edition).	<input checked="" type="checkbox"/>	<input type="checkbox"/>
The course includes a minimum of 60 clock hours of coursework that is provided through didactic instruction.	<input checked="" type="checkbox"/>	<input type="checkbox"/>
The course includes the administration of moderate parenteral sedation via the intravenous route to at least 20 individually managed live patients by each course participant, and for each of these individually managed patients the course participant is listed on the anesthesia record, administers the drugs, and documents the administration and physiologic findings on the anesthesia record.	<input checked="" type="checkbox"/>	<input type="checkbox"/>
The course includes clinical experience in the management of the compromised airway and establishment of intravenous access.	<input checked="" type="checkbox"/>	<input type="checkbox"/>
The course director has not been subject to any disciplinary action by a licensing board. <i>If yes, please attach a detailed explanation.</i> <i>A course director may be required to participate in an interview as part of the course review before the board approves the course.</i>	<input type="checkbox"/>	<input checked="" type="checkbox"/>
The course director holds a current permit or license to administer general anesthesia and deep sedation or moderate sedation in at least one state.	<input checked="" type="checkbox"/>	<input type="checkbox"/>
The course director has at least three years of experience administering general anesthesia and deep sedation or moderate sedation, including formal postdoctoral residency training in anxiety and pain control.	<input checked="" type="checkbox"/>	<input type="checkbox"/>
The course has a clinical participant-faculty ratio of not more than four-to-one.	<input checked="" type="checkbox"/>	<input type="checkbox"/>
The course includes a mechanism for the course participant to evaluate the performance of individuals presenting the course material, a summary of which is maintained and available for review.	<input checked="" type="checkbox"/>	<input type="checkbox"/>
The course provides additional clinical experience if the course participant has not achieved competency within the time allotted for the course.	<input checked="" type="checkbox"/>	<input type="checkbox"/>
The course director certifies the competency of a course participant in each moderate sedation technique, including instruction, clinical experience, managing the airway, intravascular or intraosseous access, and reversal drugs, before the course participant is issued documentation verifying successful completion of the course.	<input checked="" type="checkbox"/>	<input type="checkbox"/>

I certify that all the information contained in this form and in any attachments or additional documents submitted herewith are true and correct.

Signature:  Date: 4/8/2022

Printed Name: Kevin Croft, DDS

Verified as correct and unchanged via email by Dr. Croft 3/16/2023



Moderate Sedation Course Review

Please submit this form with a course syllabus and instructor CV to contactus@sdboardofdentistry.com by March 17.

The Board will review moderate sedation courses annually and may only approve courses that have submitted documentation necessary to verify that the course requirements outlined in ARSD 20:43:09:04.03 have been met.

If a completed form is not returned by the date above, your course cannot be approved.

Course Title: The Puerto Rico MaxiCourse Program and Clinical Residency in Implant Dentistry

Course Sponsor: The Advanced Dental Implant Institute / The University of Puerto Rico Medical Science Campus

Name of person submitting information: Dr. Jose E. Pedroza Rodriguez

Email address: prmaxicourse@gmail.com Phone: 787-644-3890

Title: DMD, MSc Date: 03/13/2023

Course Director:

Name: Jose E. Pedroza Rodriguez License Number and State: 1391; Puerto Rico

Email: jose.pedroza@upr.edu Phone: 787-644-3890

Name of the facility where the course is presented: The Advanced Dental Implant Institute/CROI Surgical Center

Location: Guaynabo, PR

Course is presented at a: ☐ Dental Office ☐ Dental School ☒ Surgical Center
☐ Hospital Other: _____

Is the Course Sponsor AGD PACE or ADA CERP approved? ☒ Yes ☐ No

AGD PACE Provider Number: 334048

ADA CERP Provider Number: _____

Has this course changed since the last time it was evaluated by the Board (annual evaluation)? ☐ Yes ☒ No

If yes, please summarize the changes below:

A course must meet the requirements set forth in ARSD 20:43:09:04.03.		
Please verify by checking each statement below:	YES	NO
The course satisfies all objectives and content as described in Part 5 of the Guidelines for Teaching Pain Control and Sedation to Dentists and Dental Students (2016 Edition).	<input checked="" type="checkbox"/>	<input type="checkbox"/>
The course includes a minimum of 60 clock hours of coursework that is provided through didactic instruction.	<input checked="" type="checkbox"/>	<input type="checkbox"/>
The course includes the administration of moderate parenteral sedation via the intravenous route to at least 20 individually managed live patients by each course participant, and for each of these individually managed patients the course participant is listed on the anesthesia record, administers the drugs, and documents the administration and physiologic findings on the anesthesia record.	<input checked="" type="checkbox"/>	<input type="checkbox"/>
The course includes clinical experience in the management of the compromised airway and establishment of intravenous access.	<input checked="" type="checkbox"/>	<input type="checkbox"/>
The course has a clinical participant-faculty ratio of not more than four-to-one.	<input checked="" type="checkbox"/>	<input type="checkbox"/>
The course provides additional clinical experience if the course participant has not achieved competency within the time allotted for the course.	<input checked="" type="checkbox"/>	<input type="checkbox"/>
The course includes a mechanism for the course participant to evaluate the performance of individuals presenting the course material, a summary of which is maintained and available for review.	<input checked="" type="checkbox"/>	<input type="checkbox"/>
The course director holds a current permit or license to administer general anesthesia and deep sedation or moderate sedation in at least one state.	<input checked="" type="checkbox"/>	<input type="checkbox"/>
The course director has at least three years of experience administering general anesthesia and deep sedation or moderate sedation, including formal postdoctoral residency training in anxiety and pain control.	<input checked="" type="checkbox"/>	<input type="checkbox"/>
The course director certifies the competency of a course participant in each moderate sedation technique, including instruction, clinical experience, managing the airway, intravascular or intraosseous access, and reversal drugs, before the course participant is issued documentation verifying successful completion of the course.	<input checked="" type="checkbox"/>	<input type="checkbox"/>
The course director has not been subject to any disciplinary action by a licensing board. <i>If yes, please attach a detailed explanation.</i> <i>A course director may be required to participate in an interview as part of the course review before the board approves the course.</i>	<input type="checkbox"/>	<input checked="" type="checkbox"/>

I certify that all the information contained in this form and in any attachments or additional documents submitted herewith are true and correct.

Signature: _____

Date: 03/13/2023

Printed Name: Jose. E Pedroza

The Puerto Rico Maxicourse® Program and Clinical Residency in Implant Dentistry

IV. Sedation Course Faculty

- **José E. Pedroza, DMD, MSc** – Dr. Pedroza, founder and director of ***The Advanced Dental Implant Institute***, has developed for over twenty years a robust practice exclusively oriented to oral reconstruction and dental implants. His undeniable quest for developing the field of dental implants and his commitment towards outstanding dental care to his patients, propelled him to continue advancing his academic studies and training process, acquiring a comprehensive understanding of the art and science of oral implantology. Dr. Pedroza received a Full Externship Certificate from the ***Midwest Implant Institute and Center for the Advancement of Dentistry*** in Columbus, Ohio. He also underwent a Comprehensive Implant Dentistry Training Course at the ***Reconstructive Center***, in Florida. He received an MSc degree on Clinical Research from the ***University of Puerto Rico***, and was awarded a Certificate for an 18 months Residency on Anesthesiology, from the ***UPR School of Medicine*** in the Anesthesiology Department. He has lectured worldwide, taught, mentored, and published scientific articles. His passion to pass on his knowledge and experience to others is the driving force behind the creation of *The Puerto Rico Maxicourse® Program and Clinical Residency in Implant Dentistry*.

IV Sedation Course Syllabus

THE PUERTO RICO MAXICOURSE® PROGRAM and CLINICAL RESIDENCY IN IMPLANT DENTISTRY Sedation and Anesthesia Course Description in Dental Practice This course is intended for continuing education training of dentists in the management of pain and anxiety during dental treatment. It is designed in a series of lectures, each requiring prerequisite study and the successful completion of a written examination following lectures for each session. Successful completion of these requirements fulfills the “Guidelines for Teaching Pain and Anxiety Control” as adopted by the American Dental Association and the American Dental Society of Anesthesiology. The Course complies with the ADA requirements for Moderate Parenteral Sedation, which consists of a minimum of 60 hours of instruction plus management of at least 20 patients by the IV route. The Sedation and Anesthesia Course is offered as part of The Puerto Rico MaxiCourse Program and Clinical Residency in Implant Dentistry, a one academic year curriculum AAID MaxiCourse®, sponsored by The Advanced Dental Implant Institute, and the University of Puerto Rico- Medical Sciences Campus, Deanship for Academic Affairs. The Program has been approved by the Academy of General Dentistry as a PACE Program Provider. Sessions in the program include: ♣ Medical emergencies in Dental Practice ♣ Patient Monitoring: Physiological and Technical Considerations ♣ Nitrous Oxide, Oral and IM Sedation ♣ Intravenous Conscious Sedation Detailed syllabi for each Session are found within this Course Description. Participants should follow the following instructions for each: 1. Each session commences with a syllabus that delineates specific objectives and reading assignments. 2. Consider the objectives as essay questions that should be answered while reading and studying the assigned reading. 3. After you have mastered the material, attempt to answer the pre-test without consulting the answers that are provided. Then check your answers and reread those portions that you find yourself deficient. 4. The lecture outlines will be used by the instructor during the actual course. 5. At the completion of each module’s lectures, you will have to score 80% on a written exam that will be similar, but not identical to, the pretest. Any inquiries may be directed to the Administrative Director.



South Dakota State Board of Dentistry

P.O. Box 1079, 1351 N. Harrison Ave. Pierre, SD 57501-1079

Ph: 605-224-1282

Fax: 1-888-425-3032

E-mail: contactus@sdboardofdentistry.com

www.sdboardofdentistry.org

PERMIT TO MONITOR PATIENTS UNDER ANESTHESIA COURSES

1. Dental Anesthesia Assistant National Certification Examination (DAANCE)
 - Sponsor: American Association of Oral and Maxillofacial Surgeons (AAOMS)
 - Hours: 36
2. Anesthesia Assistants Review Course (AARC)
 - Sponsor: American Association of Oral and Maxillofacial Surgeons (AAOMS)
 - Hours: 12
3. Assistant Sedation/Anesthesia Course
 - Sponsor: American Dental Society of Anesthesiology (ADSA)
 - Hours: 12
4. Assistant Sedation/Anesthesia Course – On Demand CE Course (Online)
 - Sponsor: American Dental Society of Anesthesiology (ADSA)
 - Hours: 12. Twelve individual one hour assistant courses must be completed. All twelve certificates must be submitted with the application. If ADSA offers more than 12 courses, you can choose the 12 you would like to complete.
5. Conscious Sedation Consulting Online Sedation Course.
 - Sponsor: Conscious Sedation Consulting
 - Hours: 8. Eight individual one hour courses must be completed: A Culture of Safety; Patient Assessment; Sedation; Pain; Patient Monitoring; Adverse Events – Airway & Respiratory; Adverse Events – Cardiac & Neurological; and Recovery and Discharge. All eight certificates must be submitted with the application.
6. Sedation and Anesthesia in the Dental Practice
 - Sponsor: South Dakota Dental Association
 - Hours: 8
7. Intravenous Conscious Sedation Course, GRU, College of Dental Medicine
 - Sponsor: Augusta University Dental College of Georgia
 - Hours: 104
8. Assisting on the Sedated Patient – A Certification Course for Assistants
 - Sponsor: Dentinomics
 - Hours: 8 Hours
9. Monitoring of Sedation/General Anesthesia Patients for Dental Procedures and intravenous catheter insertion
 - Sponsor: Saint Louis University Center for Advanced Dental Education
 - Hours: 20

Permit to Monitor Course Information Packet

The following information on each Permit to Monitor Course has been provided by the course Sponsor.

	Name	Sponsor	Instruction for competency?	Number of Hours	PACE or CERP	Has it changed since last approval?
1	DAANCE	AAOMS	Yes	36	Yes	No
2	Anesthesia Assistants Review Course	AAOMS	Yes	12	Yes	No
3	Assistant Sedation/ Anesthesia Course	ADSA	Not Provided	12	Yes	Not Provided
4	Assistant Sedation/ Anesthesia On Demand Course	ADSA	Not Provided	12	Yes	Not Provided
5	Conscious Sedation Consulting Online Sedation CE Course	Conscious Sedation Consulting	Yes	8	Yes	No
6	Sedation and Anesthesia in the Dental Office	SDDA	Yes	8	Yes	No
7	Intravenous Conscious Sedation Course	GRU, College of Dental Medicine	Yes	104	Yes	No
8	Assisting on the Sedated Patient	Dentinomics	Yes	8	Yes	No
9	Monitoring of Sedation/ General Anesthesia Intravenous Insertions	St Louis University Center for Advanced Dental Education	Yes	20	Yes	No



South Dakota State Board of Dentistry

P.O. Box 1079, 1351 N. Harrison Ave. Pierre, SD 57501-1079

Ph: 605-224-1282

Fax: 1-888-425-3032

E-mail: contactus@sdboardofdentistry.com

www.sdboardofdentistry.org

Permit to Monitor Patients Under Anesthesia Course Review

Please submit this form with a course syllabus and instructor CV to contactus@sdboardofdentistry.com by March 17.

The Board will review courses annually and may only approve courses that have submitted documentation necessary to verify that the course requirements outlined in ARSD 20:43:09:10 have been met. If a completed form is not returned by the date above, your course cannot be approved.

Course Title: Dental Anesthesia Assistant National Certification Examination (DAANCE)

Course Sponsor: American Association of Oral and Maxillofacial Surgeons (AAOMS)

Location: Various

Name of person submitting information: Sandra M. Guenther, MS

Email address: sguenther@aaoms.org

Phone: 800-822-6637

Title: Manager, St. Gov. Affairs and Advocacy Engagement Date: 3/13/23

1. Does this course provide the instruction or training necessary for dental assistants to competently monitor patients under moderate sedation or deep sedation/general anesthesia? ☒ Yes ☐ No

2. Number of hours of instruction: 36

3. Is this course sponsor AGD PACE or ADA CERP approved? ☒ Yes ☐ No

ACD PACE Provider Number: _____

ADA CERP Provider Number: 214680

4. Has this course changed since the last time it was evaluated by the Board (annual evaluation)? ☐ Yes ☒ No

If yes, please summarize the changes below:

I certify that all the information contained in this form and in any attachments or additional documents submitted herewith are true and correct.

Signature: Sandra Guenther

Digitally signed by Sandra Guenther
Date: 2023.03.13 17:06:01 -05'00'

Date: 3/13/23

Printed Name: Sandra M. Guenther



American Association of Oral and Maxillofacial Surgeons

Oral and maxillofacial surgeons:
The experts in face, mouth and jaw surgery®

Candidate Handbook



Dental Anesthesia Assistant National Certification Examination

DENTAL ANESTHESIA ASSISTANT
dance
National Certification Examination®



TABLE OF CONTENTS

Vision Statement	3	Rescheduling an Examination	7	If You Pass the Examination	11
Mission Statement	3	Missed Appointments	8	Verification of DAANCE Status	11
Affiliation	3	Substitution/Cancellation and Refund Policies	8	If You Do Not Pass the Examination/Retest Option	12
Statement of Nondiscrimination	3	Inclement Weather, Power Failure or Emergency	8	Appeals	12
DAANCE Program Overview	3	Special Arrangements for Candidates With Disabilities	8	Duplicate Score Report	12
Introduction to the DAANCE Program	3	Rules for Computerized Testing	8	DAANCE Reading Resources List	12
Definition of the Anesthesia Assistant	4	Taking the Examination	8	DAANCE Examination Content Outline	12-15
Eligibility Requirements.....	4	Identification	9	DAANCE Advisory Committee	16
About DAANCE	4	Security.....	9	DAANCE Examination Blueprint Matrix	16
Educational Objectives	4	Personal Belongings	9	Sample Questions	17
Registration Information	5	Examination Restrictions	9	Continuing Education Credit	17
Fees and Payments	5	Misconduct	10	DAANCE Registration and Required Documentation Checklist	18
Self-study Component	5	Copyrighted Examination Questions.....	10	Registration Form	19
Topics Covered	5	Practice Examination	10	Request for Special Examination Accommodations	20
About the Testing Agency	6	Timed Examination.....	10	Documentation of Disability-related Needs	21
Certification	6	Candidate Comments	10	Request for Duplicate DAANCE Examination Score Report	22
Recertification	6	Score Reports.....	10	Request to Change Mailing or Email Address Form	23
Preparation for the Examination.....	6	Questions.....	11	DAANCE Substitution/Cancellation/Reschedule Form	24
About the Examination	6	General Information	11	Request for Duplicate Certificate and/or Pin Form	25
Pretesting	6	Scores Canceled by Advisory Committee or PSI	11		
The DAANCE Examination	7	Disciplinary Policy.....	11		
Examination Administration	7	Pass/Fail Score Determination.....	11		
Test Center Locations	7				
Scheduling the Final Examination.....	7				

To help you prepare for the DAANCE, register for an AAOMS anesthesia assistants course at AAOMS.org/OMSStaff. Additional anesthesia resource materials are available at AAOMSstore.com. These courses and materials, while not a comprehensive study program, are intended to supplement your exam preparation.

All questions and requests for information about DAANCE Certification should be directed to:

DAANCE
9700 W. Bryn Mawr Ave.
Rosemont, IL 60018-5701
Phone: 847-678-6200
Fax: 847-678-6286
Website: AAOMS.org/DAANCE

All questions and requests for information about examination scheduling should be directed to:

PSI Candidate Services
18000 W. 105th St.
Olathe, KS 66061-7543
Phone: 833-333-4755
Fax: 913-895-4650
Email: ampExamServices@psionline.com
Website: Schedule.PSIexams.com

© 2023. All rights reserved. No part of this publication may be reproduced or transmitted in any form or by any means, electronic or mechanical, including photocopy or recording, or any information and retrieval system, without permission in writing from the Dental Anesthesia Assistant National Certification Examination Advisory Committee (DAANCEAC).

IT IS YOUR RESPONSIBILITY TO READ AND UNDERSTAND THE CONTENTS OF THIS HANDBOOK BEFORE APPLYING FOR THE EXAMINATION.

This Handbook contains current information about the certification examination developed by the Dental Anesthesia Assistant National Certification Examination Advisory Committee (DAANCEAC). It is essential you keep it readily available for reference until you are notified of your performance on the examination. All previous versions of this Handbook are null and void.

Direct all correspondence, address changes, requests for a current Candidate Handbook and information about the development and administration of the Dental Anesthesia Assistant National Certification Examination (DAANCE) certification program and recertification to:

DAANCE Advisory Committee

c/o PSI Candidate Services

18000 W. 105th St.

Olathe, KS 66061-7543, USA

833-333-4755

Fax: 913-895-4650

Email: ampExamServices@psionline.com

Schedule.PSlexams.com

After registering for the examination, candidates may schedule an examination appointment online at Schedule.PSlexams.com.

VISION STATEMENT

The Dental Anesthesia Assistant National Certification Examination Advisory Committee raises the standard for anesthesia assistants by defining professional excellence through the Dental Anesthesia Assistant National Certification Examination.

MISSION STATEMENT

The Dental Anesthesia Assistant National Certification Examination Advisory Committee, by providing the only national anesthesia assistant certification, serves to educate, provide and promote the safe standards for supportive dental anesthesia care.

AFFILIATION

The DAANCEAC of the American Association of Oral and Maxillofacial Surgeons (AAOMS), the professional organization representing more than 10,000 oral and maxillofacial surgeons in the United States, was formed in 2007 to advance the profession of the anesthesia assistant through the development of a certification program. The DAANCE Board/Committee establishes policies, procedures and standards for certification and recertification in the field

of anesthesia assistant quality. AAOMS supports its members' ability to practice their specialty through education, research and advocacy. AAOMS members comply with rigorous continuing education requirements and submit to periodic office anesthesia evaluations.

STATEMENT OF NONDISCRIMINATION

The DAANCEAC and PSI do not discriminate against any individual or candidate with respect to age, sexual preference, color, religion, creed, marital status, national origin, race, language, medical conditions or disability. All candidates are considered solely on the basis of their independent ability to meet the eligibility criteria established by the DAANCEAC.

DAANCE PROGRAM OVERVIEW

Introduction

Control of the pain and anxiety of patients undergoing dental and oral and maxillofacial surgery (OMS) procedures is a primary focus of the dental profession. From the early days of anesthesia practice to the modern technology of the present, millions of anesthetic procedures have been rendered safely by dentists trained in the administration of general anesthesia, deep sedation, conscious sedation, nitrous oxide analgesia and local anesthesia.

At the core of this experience are the dentist and his/her office anesthesia team. In the course of prescribed training, the contemporary oral and maxillofacial surgeon spends major periods of time delivering the various forms of anesthesia in the operating room as well as in a specially equipped operatory. In addition to this clinical experience, the training program includes formal didactic material. After completing this intense educational experience, today's graduate of an approved oral and maxillofacial surgery residency has the skills to provide safe and effective pain and anxiety control in both the hospital and office settings. Moreover, a growing number of other dental specialists and general dentists are obtaining training in anesthesia and sedation and using these treatment modalities in their clinical practices.

To put these skills into practice, however, the correct setting must be created. Organized oral and maxillofacial surgery, through its office anesthesia evaluation program and its office emergency manual, has developed a system through which anesthetic services are provided in a well-equipped office by a practitioner knowledgeable in anesthetic practice and emergency management. In the process of evaluating the overall office environment, AAOMS recognized that a core educational experience could be tailored to the anesthesia assistant. DAANCE was developed to provide a continuing education curriculum for professional allied staff.

Although this program was initially developed by AAOMS, there is clearly a need for the training of anesthesia assistants in all dental practices where anesthesia and sedation are administered.

The goals of this program are meant to provide a means for the dental professional providing anesthesia and/or sedation to help educate staff in the essentials of office-based ambulatory anesthesia. With a better understanding of these principles, it is anticipated that the office anesthesia assistant will make a significant contribution to the patient care team. This program is designed to assist not only the OMS office, but any dental office delivering outpatient anesthesia for other dental procedures. Doctors are encouraged to follow up with their state dental board for an assistant's full scope of practice.

Definition of the Anesthesia Assistant

A Dental Anesthesia Assistant (DAA) possesses the expertise to provide supportive anesthesia care in a safe and effective manner. The DAA is knowledgeable in the perioperative and emergent care management of patients undergoing office-based outpatient anesthesia. The DAA is able to effectively communicate pertinent information to patients and their escorts as well as members of the healthcare team.

Eligibility Requirements

The following are the eligibility requirements for participation in the DAANCE program:

- You must be employed for at least six months by either an oral and maxillofacial surgeon who is a fellow or member of AAOMS or by a dental professional who holds a valid anesthesia permit.
- Non-AAOMS offices must enclose a copy of their anesthesia permit with each application submitted.
- You must provide a copy of a CURRENT CPR or BLS certification with your registration form in order to receive study materials.
- The CPR or BLS certification must be current through your examination date (a minimum of six months or your registration will not be approved, and you will not receive your registration materials). Note: Once a new CPR card is received, your application will be processed and the study package sent. If a new CPR card is not received within six months of notification, you will be required to submit a new application and fee to qualify for the examination.

About DAANCE

DAANCE is a two-part continuing education program comprised of approximately 36 hours of self-study material and quizzes and a standardized, computer-based

exam. The course is designed for oral and maxillofacial surgery assistants or assistants employed by other dental professionals with valid anesthesia permits.

The American Association of Oral and Maxillofacial Surgeons is an ADA CERP Recognized Provider.

ADA CERP is a service of the American Dental Association to assist dental professionals in identifying quality providers of continuing dental education. ADA CERP does not approve or endorse individual courses or instructors, nor does it imply acceptance of credit hours by boards of dentistry.

The American Association of Oral and Maxillofacial Surgeons designates this activity for 36 continuing education credits.

Upon successful completion of the final examination, the assistant will receive proof of certification and a program completion lapel pin.

Educational Objectives

Upon completion of this course, the dental anesthesia assistant should be able to:

1. Describe the basic anatomy and physiology of the cardiovascular and respiratory systems.
2. Describe the vascular anatomy of the forearm.
3. List the divisions of the central nervous system.
4. Discuss the components of the medical history and the review of systems.
5. Compare and contrast the differences between general anesthesia, deep sedation, conscious sedation, nitrous oxide analgesia and local anesthesia.
6. Discuss the drugs and techniques utilized by the oral and maxillofacial surgery anesthesia team to achieve various levels of anesthesia or sedation.
7. Identify basic office emergencies and their treatment, including cardiovascular, respiratory, allergic and convulsive emergencies.
8. Describe the essentials of monitoring blood pressure, pulse and oxygen saturation.
9. Recognize normal electrocardiograph (ECG) waves and recognize serious abnormal variations from the normal rhythm.
10. Recognize the essentials and importance of a complete medical record.

The program is composed of two parts: 1. the self-study component with quizzes and 2. the final exam. First, the assistant and the sponsoring surgeon should establish a study schedule and a target date for the final examination. For best availability, call to reserve this date as soon as you have identified several preferred options. Working backward from your final exam date, set up a schedule for completing each module. Allow several weeks to complete each module.

Because individuals work at different paces, DAANCE allows participants the opportunity to customize their study schedules. Some modules may require additional study time. Study should consist of reading the suggested material for the module as listed in the course syllabus. The sponsoring surgeon should be available to discuss questions about each module during the weeks designated for studying them. Establish a target date for completing and taking the quiz for that module. The sponsoring surgeon has the answer key and should allow time for discussing the correct answers with the assistant. Candidates are given six months from their activation date to take the DAANCE test.

Registration Information

Each assistant enrolling in the program must complete a registration form. You may photocopy the registration form. Note: It is your responsibility to include the correct practice/office mailing address and email on the registration form in order to receive important communications about the DAANCE program. If your mailing address or email address changes, please contact PSI (information below) with your updated information.

Mail registration forms to:

PSI Application Services

18000 W. 105th St.

Olathe, KS 66061-7543

Or fax registration forms to 913-895-4650.

Phone registrations are not accepted.

Direct questions to PSI at 833-333-4755.

Refer to the AAOMS DAANCE program.

Course materials will be mailed only to the sponsoring doctor's office address.

Please allow PSI three weeks to process the application and mail study materials.

Fees Payment

Tuition is \$405 for AAOMS member-sponsored staff and \$605 for other dentist-sponsored staff. Registration fee includes the DAANCE study materials and examination fee. Approved payment methods are credit card, personal check, company check, cashier's check or money order. Cash is not accepted.

Candidates who request testing in international locations will be accommodated through web-based technology and given computerized examinations in a testing environment similar to the conditions available through PSI's national Test Center Network. Please refer to Schedule.PSlexams.com for a current listing of international testing centers. Candidates who desire to take an examination outside the United States should submit a written request containing the desired testing location along with the required additional \$105 fee for Puerto Rico and international locations with their application.

SELF-STUDY COMPONENT

For ultimate success with the program, it is best to collaborate closely with your sponsoring doctor to prepare for the DAANCE. However, while the self-study component should be overseen by the sponsoring doctor, you should familiarize yourself with the course syllabus and study guide for the specific modules to be covered on your own. You and the sponsoring doctor should first establish a study schedule and a target date for the final examination. For best availability, it is suggested that you call to reserve this date as soon as you have identified several preferred options. Note: Candidates are given six months from their activation date to take the examination. The activation date is the date an application is made eligible. If you are not sure of your activation date and/or testing deadline date, call PSI at 833-333-4755 to confirm. Working backward from your final exam date, you and your sponsoring doctor will then set up a schedule for completing the curriculum of each module and corresponding quiz, allowing several weeks to complete each module. Because each individual may work at a different pace and some modules may require additional study time, DAANCE offers you the opportunity to customize your study schedules. Study should consist of reading the content of the module as well as the suggested additional material for each module as listed in the course syllabus. The sponsoring doctor should be available to discuss questions regarding each module during the weeks that you designate for studying that content. Then establish a target date to complete and take the quiz for each module. The sponsoring doctor is provided the answer key for all quizzes and should then grade the quizzes, allowing adequate time to review the results and discuss the correct answers with you. After completing the quizzes and self-study portion of the program, and once prepared to take the final examination, you may then either schedule an examination appointment (if you have not done so already by calling PSI) or sit for your scheduled examination.

Topics Covered

Assistants and sponsoring doctors will each receive study materials that focus on the following five areas:

- Basic sciences
- Systemic diseases and evaluation/preparation of patients
- Anesthetic drugs and techniques
- Anesthesia equipment and monitoring
- Office anesthesia emergencies

A suggested reading list is included in the DAANCE study guide. Upon completion of each module, the assistant will take a practice quiz, which the sponsoring doctor will score. The doctor will receive an answer key with his/her study guide. These quizzes are for reference and do not need to

be submitted to AAOMS. When the assistant has completed all study guide modules and practice quizzes, it is time to schedule the final examination.

About the Testing Agency

The DAANCEAC has contracted with PSI Services to assist in the development, administration, scoring, score reporting and analysis of the DAANCE. Contracting with PSI provides a stable base from which the voluntary DAANCEAC operates and serves as a conduit of information between certified professionals, candidates and the DAANCE Board/Committee. PSI carefully adheres to industry standards for development of practice-related, criterion-referenced examinations to assess competency.

PSI has 70 years of experience providing worldwide testing solutions to corporations, federal and state government agencies, professional associations, certifying bodies and leading academic institutions. PSI offers a comprehensive solutions approach from test development to delivery to results processing, including pre-hire employment selection, managerial assessments, licensing and certification tests, distance learning testing, license management services and professional services.

Certification

To ensure the DAANCE examination meets existing professional testing standards, the DAANCEAC follows the Standards for Educational and Psychological Testing (1999) as published by the American Educational Research Association, American Psychological Association and the National Council on Measurement in Education. The standards are designed to establish criteria for appropriate development, use and interpretation of tests. The examination is available in computer-based format at PSI Test Centers in the United States.

You must pass the examination to become certified. Your certification in Dental Anesthesia Assisting is effective on the date you pass the examination. The credential is valid from that date through a five-year period from the month of your examination (for example, if you pass at some point between July 1 to 31, 2023, your expiration would be July 31, 2028). Upon successful completion of the final examination, you will receive proof of certification and a program completion lapel pin.

Recertification

DAANCE certification is valid for five years. To recertify, assistants must retake the DAANCE examination every five years and maintain current BLS and/or ACLS certifications. Note: Online CPR certifications are not accepted.

Preparation for the Examination

Enrolled assistants should familiarize themselves with the course syllabus and study guide for the specific module to be covered. Requested reading source material is to be reviewed by the anesthesia assistant as part of the program as well. Through close interaction between the sponsoring doctor and the assistant, these academic materials should be reviewed.

The assistant and sponsoring doctor should establish a timeline for moving through the curriculum and the quizzes covering the module. The quizzes should be graded by the sponsoring doctor.

Every anesthesia assistant registered in DAANCE is required to be certified in Basic Cardiac Life Support (BLS), Advanced Cardiac Life Support (ACLS) or cardiopulmonary resuscitation (CPR). It is hoped this combined educational venture will strengthen the anesthesia assistant's knowledge and skills and ultimately contribute to improved patient care.

Confirmation of a candidate's eligibility will be valid for a period of six months. If a candidate fails to schedule an examination appointment within the six-month eligibility period, he or she will forfeit fees and be required to reapply and resubmit the full application fee to receive a new window of eligibility.

About the Examination

The DAANCE examination consists of 115 multiple-choice questions. Fifteen items will be included as pretest items, which are unscored and will not affect a candidate's score. Candidates will have two hours to complete the exam. The examination is administered in a computerized format that does not require computer experience or typing skills. The DAANCEAC uses the following percentage guidelines in selecting the three types of questions that appear on each examination: 37 percent recall, 47 percent application and 16 percent analysis. Recall questions test the candidate's knowledge of specific facts and concepts. Application questions require the candidate to interpret or apply information to a situation. Analysis questions test the candidate's ability to evaluate, problem solve or integrate a variety of information and/or judgment into a meaningful whole.

Pretesting

Pretesting items allows the DAANCEAC to collect meaningful statistics about new questions that may appear as scored items on future examinations. Pretesting is accomplished by interspersing new untried questions throughout the examination. These items are not scored as part of the candidate's examination, and they do not affect an individual's pass/fail status. The pretest questions are

scattered throughout the examination so candidates will answer them with the same care they would items to be scored as part of the final examination. The statistical performance of the pretest items is later evaluated, and items that perform well can then be included on a future examination as scored items.

THE DAANCE EXAMINATION

Examination Administration

The final examination will be administered at testing sites throughout the country. All questions about examination dates or sites should be directed to:

PSI Candidate Services

18000 W. 105th St.

Olathe, KS 66061-7543, USA

833-333-4755

Fax: 913-895-4650

Email: ampExamServices@psionline.com

Schedule.PSlexams.com

Test Center Locations

The final examination will be administered by PSI. Specific address information will be provided when you schedule an examination appointment. Detailed maps and directions also are available at Schedule.PSlexams.com.

Scheduling the Final Examination

The examination will be administered exclusively in a computerized format at established PSI Test Centers nationwide. You do not need computer experience or typing skills to take the examination. Easy-to-follow instructions are displayed on screen, and time is allotted for practice prior to starting the actual examination. Appointments must be made at least two business days in advance. Results are available immediately after completion of the examination.

After completing the quizzes and self-study portion of the program, you may schedule an examination appointment at Schedule.PSlexams.com or by calling PSI toll-free at 833-333-4755. The examinations are administered by appointment only Monday through Saturday. Appointment starting times may vary by location. Individuals are scheduled on a first-come, first-served basis. For best availability, you are encouraged to schedule examination appointments well in advance of your desired date.

If you have not received your testing deadline date, contact PSI to verify the date by which you must take your test. It is your responsibility to obtain and remember your expiration date.

You must go online or call to schedule an examination appointment at least two business days in advance.

Unscheduled candidates (walk-ins) will not be admitted to the Test Center. If you do not attempt to take the examination before your eligibility period expires, you will forfeit your opportunity to test and must re-register and submit full payment in order to take the exam.

When you call to schedule an appointment for examination, you will be notified of the time to report to the Test Center. An examination appointment confirmation email will be sent to candidates who provide a valid email address.

If you contacted PSI by 3 p.m. Central Time on...	Depending on availability, your examination may be scheduled as early as:
Monday	Wednesday
Tuesday	Thursday
Wednesday	Friday (Saturday if available)
Thursday	Monday
Friday/Saturday	Tuesday

Rescheduling an Examination

If for any reason you need to reschedule your examination, you will be allowed a one-time rescheduling option within your six-month eligibility period at no charge.

You may reschedule one appointment for examination at no charge online at Schedule.PSlexams.com or by calling PSI at 833-333-4755 at least two business days prior to the scheduled testing session. A rescheduling fee of \$95 will be charged for any subsequent appointment changes within the candidate's eligibility period. Complete the DAANCE Substitution/Cancellation/Reschedule Form in this brochure if necessary.

Requests for rescheduled/additional appointments must be made on the Substitution/Cancellation/Reschedule Form (also included in this brochure) and mailed or faxed to:

PSI

18000 W. 105th St.

Olathe, KS 66061-7543

Fax: 913-895-4650

If your examination is scheduled on...	You must contact PSI by 3 p.m. Central Time to reschedule the examination by the previous:
Monday	Wednesday
Tuesday	Thursday
Wednesday	Friday
Thursday	Monday
Friday/Saturday	Tuesday

Missed Appointments

You will forfeit your examination registration and all fees paid to take the examination under the following circumstances (a new, complete application and examination fee are required to reapply for examination):

- You wish to reschedule an examination but fail to contact PSI at least two business days prior to the scheduled testing session.
- You appear more than 15 minutes late for an examination.
- You fail to report for an examination appointment and do not reschedule within your eligibility period for \$95.
- You do not reapply within 30 days of a failed examination to retake the examination for an \$95 fee.

Substitution/Cancellation and Refund Policies

All substitutions and cancellations must be made using the DAANCE Substitution/Cancellation/Reschedule Form provided at the end of this candidate handbook or on the AAOMS website at AAOMS.org. Phone cancellations and substitutions will not be accepted. Substitutions require the Substitution/Cancellation/Reschedule Form (page 24) accompanied by a completed DAANCE Registration Form (page 19) and a valid CPR and/or BLS card for the new registrant. Note: A candidate may be permitted to participate in only one substitution per eligible record.

It is the responsibility of the sponsoring doctor to notify PSI of the substitution and to transfer previously provided course material to the substitute registrant. New course material will not be provided to the substitute registrant.

Cancellation requests must be received within 90 days of the candidate's activation date. Requests received after 90 days of candidate's activation will not be accepted and the examination registration and all fees paid will be forfeited. If a cancellation is made before 90 days, the sponsoring doctor will receive a refund equal to 50 percent of the registration fee. Substitutions must be made no later than 30 days before the candidate's expiration of eligibility.

Candidates have six months from their activation date to take their examination. If unsure of the testing deadline date, contact PSI at 833-333-4755.

Inclement Weather, Power Failure or Emergency

In the event of inclement weather or unforeseen emergencies on the day of an examination, PSI will determine whether circumstances warrant the cancellation and subsequent rescheduling of an examination. The examination will usually not be rescheduled if the Test Center personnel are able to open the Test Center.

You may visit Schedule.PSlexams.com prior to the examination to determine if any Test Centers are closed. Every attempt is made to administer the examination as scheduled; however, should an examination be canceled at a Test Center, all scheduled candidates will receive notification following the examination date regarding rescheduling or reapplication procedures.

If power to a Test Center is temporarily interrupted during administration, your examination will be restarted. The responses provided up to the point of interruption will be intact, but for security reasons the questions will be scrambled.

Special Arrangements for Candidates With Disabilities

PSI complies with the Americans with Disabilities Act and strives to ensure that no individual with a disability is deprived of the opportunity to take the DAANCE examination solely by reason of that disability. PSI will provide reasonable accommodations for candidates with disabilities. Wheelchair access is available at almost all established Test Centers. Candidates with visual, sensory or physical disabilities that would prevent them from taking the examination under standard conditions may request special accommodations and arrangements. Verification of the disability and a statement from an appropriate professional (education professional, doctor, psychologist, psychiatrist) of the specific type of assistance needed must be made in writing and included with the completed registration form and required documentation upon enrollment in DAANCE. When you call to schedule your examination, please inform PSI of your need for special accommodations. Please refer to the Request for Special Examination Accommodations form on page 20.

RULES FOR COMPUTERIZED TESTING

Taking the Examination

Your examination will be given by computer at a PSI Test Center. You do not need any computer experience or typing skills to take your examination. On the day of your examination appointment, report to the Test Center no later than your scheduled testing time. Look for signs indicating PSI Test Center check-in. **If you arrive more than 15 minutes after the scheduled testing time, you will not be admitted and you will forfeit your examination registration and all fees paid to take the examination. A new, complete application and examination fee will be required to reapply for examination.**

Identification

You must have proper identification to gain admission to the Test Center.

To gain admission to the Test Center, you must present two forms of identification. The primary form must be government-issued, current and include your name, signature and photograph. No form of temporary identification will be accepted. You also will be required to sign a roster for verification of identity.

- Examples of valid primary forms of identification are: driver's license with photograph; state identification card with photograph; passport; military identification card with photograph.
- The secondary form of identification must display your name and signature for signature verification (e.g., credit card with signature, Social Security card with signature, employment/student ID card with signature).
- If your name on your registration is different than it appears on your identification, you must bring proof of your name change (e.g., marriage license, divorce decree or court order).

Candidates must have proper identification to gain admission to the Test Center. Failure to provide appropriate identification at the time of the examination is considered a missed appointment. There will be no refund of examination fees.

After your identification has been confirmed, you will be directed to a testing carrel. At the testing carrel, you will be prompted on-screen to enter your assigned candidate ID number. Your photograph, taken before beginning the examination, will remain on-screen throughout your testing session. This photograph also will appear on your printed score report.

Security

PSI administration and security standards are designed to ensure all candidates are provided the same opportunity to demonstrate their abilities. The Test Center is continuously monitored by audio and video surveillance equipment for security purposes.

The following security procedures apply during the examination:

- Examinations are proprietary. No cameras, notes, tape recorders, pagers or cellular/smart phones are allowed in the testing room. Possession of a cellular/smart phone or other electronic device is strictly prohibited and will result in dismissal from the examination.

- No calculators are permitted.
- No guests, visitors or family members are allowed in the testing room or reception areas.

Personal Belongings

No personal items, valuables or weapons should be brought to the Test Center. Only wallets and keys are permitted. Coats must be left outside the testing room. You will be provided a soft locker to store your wallet and/or keys with you in the testing room. The proctor will lock the soft locker prior to you entering the testing room. You will not have access to these items until after the examination is completed. Please note the following items will not be allowed in the testing room except securely locked in the soft locker:

- Watches
- Hats
- Wallets
- Keys

Once you have placed everything in the soft locker, you will be asked to pull out your pockets to ensure they are empty. If all personal items will not fit in the soft locker, you will not be able to test. The site will not store any personal belongings.

If any personal items are observed or heard (e.g., cellular/smart phones, alarms) in the testing room after the examination is started, the administration will be forfeited.

Examination Restrictions

- Pencils will be provided during check-in.
- You will be provided with one piece of scratch paper at a time to use during the examination, unless noted on the sign-in roster for a particular candidate. You must return the scratch paper to the proctor at the completion of testing, or you will not receive your score report.
- No documents or notes of any kind may be removed from the Test Center.
- No questions concerning the content of the examination may be asked during the examination.
- Eating, drinking or smoking are not permitted in the Test Center.
- You may take a break whenever you wish, but you will not be allowed additional time to make up for time lost during breaks.

Misconduct

You may be dismissed, your scores will not be reported and examination fees will not be refunded if you engage in any of the following misconduct:

- Create a disturbance, are abusive or otherwise uncooperative.
- Display and/or use electronic communications equipment, such as pagers and cellular/smart phones.
- Talk or participate in conversation with other examination candidates.
- Give or receive help or are suspected of doing so.
- Leave the Test Center during the administration.
- Attempt to record examination questions or make notes.
- Attempt to take the examination for someone else.
- Are observed with personal belongings.
- Are observed with notes, books or other aids without it being noted on the roster.

Copyrighted Examination Questions

All examination questions are the copyrighted property of AAOMS. It is forbidden under federal copyright law to copy, reproduce, record, distribute or display these examination questions by any means, in whole or in part. Doing so may subject you to severe civil and criminal penalties.

Practice Examination

Prior to attempting the examination, you will be given the opportunity to practice taking an examination on a computer. The time you use for this practice examination is NOT counted as part of your examination time. When you are comfortable with the computer testing process, you may quit the practice session and begin the timed examination.

Timed Examination

Following the practice examination, you will begin the actual examination. Before beginning, instructions for taking the examination are provided on-screen. The examination contains 115 items (100 scored and 15 non-scored pretest items). You will have two hours to complete the examination.

The computer monitors the time you spend on the examination. The examination will terminate if you exceed two hours. You may click on the Time box in the lower-right portion of the screen to monitor your time. A digital clock indicates the time remaining for you to complete the examination. The time feature also may be turned off during the examination.

Only one item is presented at a time. The item number appears in the lower-right portion of the screen. The entire

item appears on-screen (i.e., item and four options labeled A, B, C and D). Indicate your choice by either entering the letter of the option you think is correct (A, B, C or D) or clicking on the option using the mouse. Your answer appears in the lower-left portion of the screen in the box labeled Response. To change your answer, enter a different option by typing A, B, C or D or by clicking on the option using the mouse. You may change your answer as many times as you wish.

To move to the next item, click on the forward arrow (>) in the lower-right portion of the screen. This action will move you forward through the examination item by item. If you wish to review any item or items, click the backward arrow (<) or use the left arrow key to move backward through the examination.

You may leave an item unanswered and return to it later. Questions also may be bookmarked for later review by clicking in the blank square to the right of the Time button. To advance to the next unanswered item on the exam, click on the double arrows (>>). To identify all unanswered or bookmarked items, repeatedly click on the double arrows (>>). When you have completed the examination, the number of examination items you answered is reported. If you have not answered all items and you have time remaining, return to the examination and answer those items. Be sure to answer each item before ending the examination. There is no penalty for guessing.

Candidate Comments

During the examination, you may add comments for any question by clicking on the Comment button to the left of the Time button. This opens a dialogue box where comments may be entered. Comments will be reviewed, but individual responses will not be provided.

Score Reports

After you finish the examination, you will be asked to complete a short evaluation of your testing experience. Then, you will be instructed to report to the testing proctor to receive your score report. Scores are reported in printed form only, in person or by U.S. mail. Scores are not reported over the telephone, by electronic mail or by facsimile.

Your score report will indicate "pass" or "fail." Additional details are provided in the form of raw scores by major content category. A raw score is the number of items you answered correctly. Your pass/fail status is determined by your raw score.

To preserve the integrity of DAANCE, testing reports will not provide examination questions and correct answers. Testing reports are sent only to the sponsoring doctor. If the sponsoring doctor requires an additional report, he/she must contact PSI directly and pay the appropriate fees directly to PSI.

Questions

All questions regarding registration, substitutions, cancellations and administration of the final examination should be directed to:

PSI Candidate Services

18000 W. 105th St.
Olathe, KS 66061-7543
Phone: 833-333-4755
Fax: 913-895-4650

GENERAL INFORMATION

Scores Canceled by the Advisory Committee or PSI

The DAANCEAC and PSI are responsible for the integrity of the scores they report. On occasion, occurrences such as computer malfunction or misconduct by a candidate may cause a score to be suspect. The Advisory Committee and PSI are committed to rectifying such discrepancies as expeditiously as possible. The Advisory Committee may void examination results if, upon investigation, violation of its regulations is discovered.

Disciplinary Policy

The DAANCEAC shall undertake sanctions against applicants, candidates or individuals already awarded the DAANCE designation only in relation to failure to meet requirements for initial certification or recertification. The DAANCE is a voluntary process, not required by law for employment in the field. Monitoring and evaluating actual job performance is beyond the scope of the Advisory Committee.

Applications may be refused, candidates may be barred from future examinations, or candidates or individuals already certified may be sanctioned – including revocation of the DAANCE designation – for the following reasons:

- Attesting to false information on the application or on recertification documents or during a random audit procedure.
- Giving or receiving information to or from another candidate during the examination.
- Removing or attempting to remove examination materials or information from the testing site.
- Unauthorized possession and/or distribution of any official testing or examination materials.
- Representing oneself falsely as a designated DAANCE certified professional.

Pass/Fail Score Determination

The DAANCEAC is not able to release or discuss individual questions with candidates following the examination. To do so would require elimination of that question from the item bank of pretested questions and deplete the number of pretested questions required to develop future versions of the examination.

The methodology used to set the minimum passing score is the Angoff method, applied during the performance of a Passing Point Study by a panel of experts in the field. The experts evaluated each question on the examination to determine how many correct answers are necessary to demonstrate the knowledge and skills required to pass this examination portion. Your ability to pass the examination depends on the knowledge and skill you display, not on the performance of other candidates.

Passing scores may vary slightly for each version of the examination. To ensure fairness to all candidates, a process of statistical equating is used. This involves selecting an appropriate mix of individual questions for each version of the examination that meets the content distribution requirements of the examination content blueprint. Because each question has been pretested, a difficulty level can be assigned. The process then considers the difficulty level of each question selected for each version of the examination, attempting to match the difficulty level of each version as closely as possible. To assure fairness, slight variations in difficulty level are addressed by adjusting the passing score up or down, depending on the overall difficulty level statistics for the group of scored questions that appear on a particular version of the examination.

If You Pass the Examination

Upon successful completion of the final examination, the assistant will receive proof of certification and a program completion lapel pin. Your certificate and lapel pin will be mailed to registration address or sponsor address six to eight weeks after you pass the examination.

Replacement certificates and replacement or extra DAANCE pins can be obtained by completing the Request for Duplicate Certificate or Pin Form in this Candidate Handbook. DAANCE pins are available for \$10, and Certificates are available for \$20.

Verification of DAANCE Status

Information on the current certification status of an individual will be provided to the public upon request. Employers who request verification of a DAANCE-certified professional must provide the individual's name and candidate ID number to assure correct identification in the DAANCE database.

If You Do Not Pass the Examination/Retest Option

Individuals who do not pass the original examination will receive retest registration information with their score reports and will have 30 days to submit the necessary retest registration form. Such individuals will be allowed one retest for a fee of \$95 and must submit the necessary retest registration forms to PSI within 30 days of failing the exam.* Candidates who wish to retake the examination in Puerto Rico or outside the United States should submit a written request containing the desired testing location along with the required additional \$105 fee with their application. Once you complete the appropriate forms and submit them to PSI with the \$95 retest fee (plus the additional \$105 fee for Puerto Rico and international locations, if applicable), a new activation date will be assigned. You will then have an additional six months from the new activation date to retake the test.

***NOTE: It is the candidate's responsibility to complete and submit the reapplication form to PSI within 30 days of the failed attempt. Candidates who fail to submit the reapplication form will not be allowed to retest at the \$95 fee and will be expected to re-register for the program at the full fee.**

Names of candidates who do not pass the examination are confidential and are not revealed under any circumstances, except by legal compulsory process.

Appeals

Because the performance of each question on the examination that is included in the final score has been pretested, there are no appeal procedures to challenge individual examination questions, answers or a failing score.

Actions by the Advisory Committee affecting eligibility of a candidate to take the examination may be appealed. Additionally, appeals may be considered for alleged inappropriate examination administration procedures or environmental testing conditions severe enough to cause a major disruption of the examination process and that could have been avoided.

All appeals must be submitted in writing. Equivalency eligibility appeals must be received within 30 days of the initial Advisory Committee action. Appeals for alleged inappropriate administration procedures or severe adverse environmental testing conditions must be received within 60 days of the release of examination results.

The DAANCEAC chair will respond within 30 days of receipt of the appeal. If this decision is adverse, the candidate may file a second-level appeal within 30 days. A three-member panel of the DAANCE Advisory Committee will review the chair's decision and respond with a final decision within 45 days of receipt.

Duplicate Score Report

You may purchase additional copies of your score report at a cost of \$25 per copy, payable by cashier's check or money order to PSI Services, Inc. Requests must be submitted to PSI, in writing, within 90 days after the examination. The request must include your name, candidate ID number, mailing address, date of examination and your signature. Use the form in the back of this Handbook to request a duplicate score report. Duplicate score reports will be mailed approximately five business days after receipt of the request. Score reports are only provided to sponsoring doctors.

DAANCE Reading Resources List

The following books are suggested reading materials that will enhance your educational experience. Several of these resources are available through AAOMS Publications or at large public or medical/dental school libraries:

American Association of Oral and Maxillofacial Surgeons. *Dental Anesthesia Assistant National Certification Examination Study Materials*.

American Association of Oral and Maxillofacial Surgeons. 2018. *Office Anesthesia Evaluation Manual, 9th edition*. (To order, phone: 800-366-6725; online: AAOMSstore.com)

American Heart Association. 2020. *Advanced Cardiovascular Life Support (ACLS) Provider Manual*. Item #20-1106. (To order, contact Worldpoint ECC; phone: 888-322-8350; online: worldpoint.com)

DAANCE Examination Content Outline

The content validity of DAANCE is based on analysis of the results of a survey of the tasks of the Dental Anesthesia Assistant (DAA). The results and subsequent analysis were sufficiently detailed to provide a professionally sound and legally defensible basis for the development of a certification examination. Each question on the examination is linked directly to one of the five tasks listed below. In other words, each question is designed to test if the candidate possesses the knowledge necessary to perform the task and/or has the ability to apply it to a job situation.

Each of the tasks was rated as significant to practice by DAAs who responded to the survey. After the survey data were analyzed, the results were reviewed and decision rules were established. These rules were used to determine which tasks were appropriate for assessment and, therefore, for inclusion in the content domain and final test. Thus, the examination content is valid for DAAs and examinations constructed to meet these specifications will have substantial evidence of validity and job-relatedness.

The following tasks are those that form the DAANCE content outline and to which the examination questions are linked:

I. Apply Knowledge of Basic Sciences (15 items)

A. Cardiovascular anatomy and physiology

1. The myocardium, chambers, vessels and valves
2. The heart as a pump and the conduction system
3. Vasculature of importance in OMS
 - a. Vasculature of the head and neck
 - b. Vasculature of the arm

B. Pulmonary anatomy and physiology

1. The upper and lower airway
2. Physiology of respiration and lung volumes
3. Control of respiration

C. The nervous system

1. Central and peripheral
2. Cranial and spinal nerves
3. Sympathetic nervous system

D. Pharmacology

1. Mechanisms and sites of action
2. Absorption and metabolism
3. Mathematics of anesthetic drugs
4. Levels of sedation and anesthesia
5. Anesthetic approaches
 - a. Intravenous
 - b. Inhalation

II. Evaluate and Prepare Patient (20 items)

A. Verify that chart is for the patient

B. Elicit chief complaint (CC)

C. Collect history of present illness

D. Review past medical/dental history (PMH)

E. Perform review of systems

1. Nervous system
2. Head, eyes, ears, nose, throat (HEENT)

3. Cardiovascular

4. Respiratory

5. Endocrine

6. Renal and hepatic

7. Musculoskeletal (malignant hyperthermia)

F. Review social/family history/dependence

G. Perform physical assessment

H. Document breathing pattern

I. Survey skin – color, bruising, etc.

J. Document height and weight

K. Assess that the patient is alert and oriented

L. Record vital signs

M. Document ASA classification

III. Assist in Administration of Anesthetic Drugs (18 items)

A. Prepare anesthetics

1. Local anesthetics

- a. Esters and amides
- b. Vasoconstrictors

2. Intravenous sedation anesthetics

- a. Benzodiazepines
- b. Narcotics
- c. Narcotic agonist – antagonists

3. Oral sedation anesthetics – benzodiazepines

4. Intravenous general anesthetics

- a. Propofol
- b. Ketamine
- c. Barbiturates

5. Adjunctive agents

- a. Topical local anesthetics
- b. Drug reversal agents
- c. Anticholinergics
- d. Antihistamines, ataractics and related agents
- e. Antiemetics
- f. Steroids
- g. Muscle relaxants

B. Assist in administration of anesthetics

1. Local anesthetics
 - a. Esters and amides
 - b. Vasoconstrictors
2. Intravenous sedation anesthetics
 - a. Benzodiazepines
 - b. Narcotics
 - c. Narcotic agonist – antagonists
3. Oral sedation anesthetics – benzodiazepines
4. Intravenous general anesthetics
 - a. Propofol
 - b. Ketamine
 - c. Barbiturates
5. Adjunctive agents
 - a. Topical local anesthetics
 - b. Drug reversal agents
 - c. Anticholinergics
 - d. Antihistamines, ataractics and related agents
 - e. Antiemetics
 - f. Steroids
 - g. Muscle relaxants

IV. Prepare Anesthesia Equipment and Perform Patient Monitoring (22 items)

A. Monitor Airway Maintenance

1. Identify routine airway equipment
2. Apply nasal canula or nasal hood/mask
3. Airway maintenance
 - a. Routine head tilt, chin lift or jaw thrust
 - b. Assist with airway adjuncts as necessary
 - (1) Nasopharyngeal airway
 - (2) Oropharyngeal airway
 - (3) LMA
 - (4) Endotracheal intubation

B. Prepare anesthesia equipment and perform patient monitoring

1. Maintain anesthesia equipment
 - a. Perform equipment check
 - b. Check emergency airway equipment
 - c. Check daily anesthetic gases, etc.
 - d. Ensure gases are turned on/off each day
2. Confirm NPO and pre-medication status
3. Prepare patient – seat, drape, etc.
4. Place monitors, record data and report to surgeon
 - a. Pulse oximeter
 - b. Blood pressure
 - c. EKG
5. Document anesthesia record
 - a. Monitor data, events with times
 - b. Dosages of medications
6. Check position of patient
7. Observe air exchange (breathing)
8. Monitor status of IV line
9. Review and record data from monitors during procedure
 - a. Blood pressure
 - b. Pulse/O₂ stat
 - c. EKG
 - d. End tidal CO₂ if available
10. Complete postoperative monitoring
11. Determine discharge criteria are met
12. Complete postoperative record keeping
13. Record any controlled substances dispensed or prescribed

V. Assist with Emergency Treatment and Protocols (25 items)

A. Respiratory emergencies

1. Airway obstruction
2. Laryngospasm
3. Bronchospasm
4. Emesis and aspiration
5. Hyperventilation
6. Respiratory depression and apnea

B. Cardiovascular emergencies

1. Significant hypertension
2. Significant hypotension
3. Acute coronary syndrome – angina
4. Acute coronary syndrome – myocardial infarction (MI)
5. Symptomatic bradycardia
6. Supraventricular tachycardia
7. Premature ventricular contractions
8. Ventricular tachycardia
9. Ventricular fibrillation
10. Asystole/PEA
11. Cerebrovascular accident (stroke)
12. Venipuncture complications

C. Endocrine disorders

1. Hypoglycemia and insulin shock
2. Acute adrenal insufficiency

D. Immune system

1. Mild allergic reactions
2. Severe allergic reactions and anaphylaxis

E. Nervous system emergencies

1. Syncope
2. Seizures



Dental Anesthesia Assistant National Certification Examination Advisory Committee Roster

Stanley Smith, DDS
Chair
New Rochelle, N.Y.

Stephanie J. Drew, DMD
Atlanta, Ga.

David Todd, DMD, MD
Lakewood, N.Y.

Jen Brady
Bend, Ore.

Virginia W. Fulmer
Chapel Hill, N.C.

Thomas Trowbridge, DDS, MD
Lowell, Mass.

Judy Bull
Marlton, N.J.

Bradford Porter, DDS
Marlton, N.J.

daanceinquiries@aaoms.org

DAANCE Examination Blueprint Matrix		# of questions in each of the three cognitive levels on the exam		
Content Category	# of questions	Recall	Application	Analysis
Apply Knowledge of Basic Sciences	15	13	2	0
Evaluate and Prepare Patient	20	5	15	0
Assist in Administration of Anesthetic Drugs	18	6	12	0
Prepare Anesthesia Equipment and Perform Patient Monitoring	22	8	13	1
Assist With Emergency Treatment and Protocols	25	5	5	15
Pretest Items (unscored)	15			
Total	115 (100 Scored)	37	47	16
% of Total	100%	37%	47%	16%

Sample Questions

The following five questions have been removed from active use in the DAANCE item pool that is established, maintained and owned by the AAOMS DAANCE Advisory Committee. The purpose of releasing these questions is to provide information that could assist prospective candidates in preparing for the examination and to further their understanding of the examination process.

Following each question is the correct response (key). Additional information about the DAANCE examination and certification program is available from a variety of other sources. These sources include, but are not limited to, other sections in this Handbook, AAOMS.org and Schedule.PSlexams.com.

1. The valve that covers the airway to prevent food from entering the trachea is the

- A. esophagus
- B. uvula
- C. epiglottis
- D. carina

Key: C

3. The most significant adverse reaction to meperidine (Demerol) is

- A. dysphoria
- B. hypoglycemia
- C. postural hypotension
- D. respiratory depression

Key: D

5. Depressed respirations secondary to administration of narcotics may be effectively reversed with

- A. diphenhydramine (Benadryl)
- B. meperidine (Demerol)
- C. fentanyl (Sublimaze)
- D. naloxone (Narcan)

Key: D

2. Cigarette smokers have an increased risk for which of the following diseases?

- A. renal disease
- B. emphysema
- C. hypertension
- D. diabetes mellitus

Key: B

4. Pulse oximetry readings provide a measurement of

- A. arterial blood pressure
- B. hemoglobin saturation
- C. the absorption of blue light by arterioles
- D. the number of red corpuscles per milliliter

Key: B

Continuing Education Credit

The American Association of Oral and Maxillofacial Surgeons is an ADA CERP Recognized Provider.

ADA CERP is a service of the American Dental Association to assist dental professionals in identifying quality providers of continuing dental education. ADA CERP does not approve or endorse individual courses or instructors, nor does it imply acceptance of credit hours by boards of dentistry.

The American Association of Oral and Maxillofacial Surgeons designates this activity for 36 continuing education credits.

DAANCE Registration and Required Documentation Checklist

- ☐ Registration Form is fully completed.
- ☐ Registration Form is signed by registrant. (Electronic signatures are not accepted.)
- ☐ Registration Form is signed by surgeon. (Electronic signatures are not accepted.)
- ☐ Copy of valid CPR and/or BLS card is included with the Registration Form.
CPR and/or BLS certification must be current through your examination date (a minimum of six months).

Additional documentation required for non-AAOMS member sponsoring dental professionals:

- ☐ Copy of valid anesthesia permit is included with Registration Form.

Dental Anesthesia Assistant National Certification Exam



Fees and Payment

Tuition includes the DAANCE Study Materials and Examination Fee.

Additional suggested reading:

*AAOMS Office Anesthesia
Evaluation Manual, 9th edition
Copyright 2018*

This additional reading
must be ordered separately.

Substitution/Cancellation and Refund Policies

All substitutions and cancellations must be made using the DAANCE Substitutions and Cancellations Form provided in the DAANCE Candidate Handbook or on the AAOMS website at AAOMS.org/DAANCE. Substitutions require the Substitution/Cancellation Form accompanied by a completed DAANCE Registration Form and a valid CPR and/or BLS card for the new registrant.

Candidates may reschedule ONE appointment for examination at no charge by calling PSI at 833-333-4755 at least two business days prior to the scheduled testing session. A rescheduling fee of \$95 will be charged for any subsequent appointment changes within the candidate's eligibility period.

It is the responsibility of the sponsoring doctor to notify PSI of the substitution and to transfer previously provided course material to the substitute registrant. New course material will not be provided to the substitute registrant.

If a cancellation is made before 90 days, the sponsoring doctor will receive a refund equal to 50 percent of the registration fee. Substitutions must be made 30 days before the candidate's expiration of eligibility.

Candidates have six months from their activation date to take their examination. If unsure of the testing deadline date, contact PSI at 833-333-4755.

†Candidates who wish to take an examination in Puerto Rico or outside the United States should submit a written request containing the desired testing location along with the required additional \$105 fee with their application.

Registration Form



Please remember to include a copy of your CPR or BLS certification with your registration form to receive the study materials. Your CPR or BLS certification must be current through your examination date (a minimum of six months). Allow PSI three weeks to process your application and mail your study materials. For inquiries, please call PSI at 833-333-4755.

Assistant Information (as it should appear on the certificate):

Please print or type

Mr./Ms. First Name Middle Initial Last Name Degree(s)/Credentials (e.g., RN, RDA, CDH, etc.)

Email Address

(Note: Correspondence about the course and examination will be sent to the email address you provide here. Any changes to this email address should be provided to PSI using the change address/email form.)

Have you previously passed in the DAANCE program? ☐ Yes ☐ No

Provide your current practice address information below. Do not provide your home address. It is your responsibility to contact PSI should this information change.

Sponsoring Doctor Practice Name

Practice Address Suite # City State ZIP

Email Daytime telephone number

I certify that the assistant named above will have completed course materials and quizzes prior to sitting for the Dental Anesthesia Assistant National Certification Examination. I further certify that the participant named above possesses a valid CPR or BLS card and will maintain current CPR or BLS certification through the date of the examination.

Participant's Signature Date Sponsoring Doctor's Signature Date

A copy of the participant's current CPR or BLS card is enclosed ☐ Y ☐ N

Please indicate the status of your sponsoring surgeon: Tuition

☐ AAOMS Member / OMS Sponsor \$405

☐ Other Dental Professional* \$605

Specify Specialty _____

*Non-AAOMS member/sponsoring dental professional must enclose a copy of their valid anesthesia permit.

☐ Puerto Rico or International Location† \$105

Total Tuition: \$ _____

PAYMENT BY CREDIT CARD

When paying by credit card, complete the information below and return it with completed registration form. Fax to: 913-895-4650 Mail to: PSI, 18000 W. 105th St., Olathe, KS 66061

Credit Card: ☐ MasterCard ☐ Visa ☐ Discover ☐ American Express

Name of Cardholder Credit Card Number

Expiration Date Cardholder Signature

Credit Card Billing Address City State ZIP

PAYMENT BY CHECK

Payment in the form of personal check, company check, cashier's check or money order must be made in U.S. currency and payable to PSI Services, Inc. Mail with completed form to: PSI Candidate Services, 18000 W. 105th St., Olathe, KS 66061

Request for Special Examination Accommodations



If you have a disability covered by the Americans with Disabilities Act, please complete this form and provide the Documentation of Disability-related Needs on the next page so your accommodations for testing can be processed efficiently. The information you provide and any documentation regarding your disability and your need for accommodation in testing will be treated with strict confidentiality. Please return this form with your examination application and fee to PSI within 45 days of the desired testing date.

Candidate Information:

Name (Last, First, Middle Initial, Maiden Name) _____

Name of Practice/Facility/Company _____

Title _____

Mailing Address _____

City _____ State _____ ZIP _____

Daytime Phone Number _____

Email _____

Special Accommodations:

I request special accommodations for the Dental Anesthesia Assistant National Certification Examination (DAANCE). Please provide (check all that apply):

☐ Reader

☐ Extended testing time (time-and-a-half)

☐ Reduced distraction environment

☐ Other special accommodations (please specify) _____

Comments _____

Signed _____ Date _____

Return this form with your examination application and fee to:

PSI
18000 W. 105th St.
Olathe, KS 66061-7543

If you have questions, call Candidate Services at 833-333-4755.

Documentation of Disability-related Needs



Please have this section completed by an appropriate professional (education professional, physician, psychologist, psychiatrist) to ensure that PSI is able to provide the required examination accommodations.

Professional Documentation:

I have known _____ since ____ / ____ / ____
in my capacity as a _____ (Title).

The candidate discussed with me the nature of the examination to be administered. It is my opinion that, because of this candidate's disability described below, he/she should be accommodated by providing the special arrangements listed on the Request for Special Examination Accommodations form.

Description of Disability

Signed _____

Title _____ Date _____

Printed Name _____

Address _____

Phone Number _____ License # (if applicable) _____

Return this form with your examination application and fee to:

PSI
18000 W. 105th St.
Olathe, KS 66061-7543

If you have questions, call Candidate Services at 833-333-4755.

Request for Duplicate DAANCE Examination Score Report

(Duplicate score reports available to sponsoring doctors only.)



Directions: You may use this form to ask the testing agency, PSI, to send a duplicate copy of your score report. Score reports are only provided to sponsoring doctors. This request must be postmarked no later than 90 days after the examination administration. Proper fees and information must be included with the request. Please print or type all information in the form below. Be sure to provide all information and include the correct fee, or the request will be returned.

Fees: \$25 per copy. Please enclose a cashier's check or money order payable to PSI Services, Inc. Do not send cash. Write your test identification number on the face of your payment.

Mail to: PSI Services, Inc. Amount enclosed \$ _____
18000 W. 105th St. Examination Date _____
Olathe, KS 66061-7543, USA

Print your current name and address:

Name _____ Credentials _____

Candidate/DAANCE ID _____

Sponsoring Doctor _____ Practice Name _____

Practice Address _____

City _____ State/Prov. _____ ZIP/Postal Code _____

Country _____

Work Telephone _____ Other Telephone (i.e., mobile) _____

Email _____

If the above information was different at the time you were tested, please write the original information below:

Name _____

Candidate/DAANCE ID _____

Sponsoring Doctor _____ Practice Name _____

Practice Address _____

City _____ State/Prov. _____ ZIP/Postal Code _____

Country _____

Work Telephone _____ Other Telephone (i.e., mobile) _____

Email _____

I hereby request PSI to send a duplicate copy of my score report to the first address shown above.

Candidate signature _____ Date _____

Request to Change Mailing or Email Address



(All address and email changes must be submitted in writing, either by mail or facsimile, including an authorization signature and candidate ID number.)

You may use this form to request that DAANCEAC enter a change of practice address, including email address, into the database once you have registered for the examination. To protect your confidential record and ensure that no unauthorized person is able to alter your record, all address changes are required to be submitted in writing and included with your authorizing signature. Do not use your home address.

DAANCEAC will forward your address change to the testing agency PSI. If you have questions, contact DAANCEAC at 847-678-6200 or toll-free 800-822-6637.

Mail or fax your request to: DAANCE Advisory Committee

AAOMS
9700 W. Bryn Mawr Ave.
Rosemont, IL 60018
Fax: 847-678-6286

Print your NEW name and practice address

Name _____

Candidate/DAANCE ID _____

Sponsoring Doctor _____ Practice Name _____

Practice Address _____

City _____ State/Prov. _____ ZIP/Postal Code _____

Country _____

Work Telephone _____ Other Telephone (i.e., mobile) _____

Email _____

Print your OLD information as it appeared on your application form

Name _____

Sponsoring Doctor _____ Practice Name _____

Practice Address _____

City _____ State/Prov. _____ ZIP/Postal Code _____

Country _____

Work Telephone _____ Other Telephone (i.e., mobile) _____

Email _____

Examination Date _____ Test Site _____

I hereby authorize DAANCEAC and PSI to change my address in the examination database as shown above.

Candidate signature

Date

DAANCE Substitution/Cancellation/Reschedule Form



Submit completed form to PSI:

- Mail: PSI, 18000 W. 105th St., Olathe, KS 66061-7543
- Fax: 913-895-4650

Request for (check one): ☐ Substitution ☐ Cancellation ☐ Rescheduling

- To make a substitution, you must submit a completed Substitution/Cancellation Form accompanied by a completed DAANCE Registration Form (page 19) and a valid CPR and/or BLS card for the new registrant.
- Substitutions must be made a minimum of 30 days before the candidate's expiration of eligibility.*
Note: A candidate may be permitted to participate in only one substitution per eligible record.
- Cancellations will not be accepted after 90 days of candidate's activation.
- If a cancellation is made before 90 days, the sponsoring doctor will receive a refund equal to 50 percent of the registration fee.
- Rescheduled appointment dates must be before the candidate's expiration of eligibility. Note that rescheduling does not extend eligibility.* An \$95 rescheduling fee may apply.
- New course material will not be provided to the substitute registrant.

REQUEST FOR SUBSTITUTION/CANCELLATION OR RESCHEDULING

Name _____

Candidate/DAANCE ID _____

Registrant (Substitute) to be enrolled:

Name _____

Candidate/DAANCE ID _____

Sponsoring Doctor

Sponsoring Doctor Name _____

Address _____

City _____ State _____ ZIP _____

Phone _____ Fax _____

Email _____

Signature of person requesting substitution or cancellation _____

Date _____

Please note: You will receive written confirmation regarding your request within 10 business days. If you do not receive written confirmation within that time period, please contact PSI at 833-333-4755.

REQUEST TO RESCHEDULE TEST APPOINTMENT

Candidates may reschedule ONE appointment within the eligibility period at no charge; a rescheduling fee of \$95 is required for any subsequent appointment change within the eligibility period. PLEASE NOTE: If this is your first request to reschedule your test appointment, you do not need to complete this form, but PSI must be contacted at least two business days in advance of your appointment date.

It is your responsibility to complete and submit this form according to the AAOMS Candidate Handbook Policies.

Payment type: ☐ Check for \$95 payable to PSI Services, Inc. enclosed ☐ Credit Card (MasterCard or Visa)

Credit Card # _____ Exp. Date _____

Name of Cardholder: _____

**Failure to comply will result in a candidate's registration being forfeited.*

Request for Duplicate Certificate and/or Pin Form



To order a replacement certificate: Please complete this form and send it to the address listed below with a \$20 check **payable to AAOMS**.

Note: If you need a certificate from the current year, please call PSI at 833-333-4755 for a replacement copy.

To order a replacement pin: Please complete this form and send it to the address listed below with a \$10 check **payable to AAOMS**.

DAANCE

9700 W. Bryn Mawr Ave.
Rosemont, IL 60018-5701

Voice: 847-678-6200

Fax: 847-678-6286

Your name as it should appear on the certificate

Your name at the time you took your exam (if different)

Sponsoring doctor's name at the time you took your exam

Year and month you took the exam (if you don't remember, please write the approximate year)

Mailing address (please indicate if this is your home or work address)

Contact phone number or email address

The information on this form is confidential and may be legally privileged. It is intended solely for the addressee. If you are not the intended recipient, any disclosure, copying, distribution or any action taken or omitted to be taken in reliance on it is prohibited and may be unlawful.



American Association of Oral and Maxillofacial Surgeons

9700 W. Bryn Mawr Ave.

Rosemont, IL 60018-5701

800-822-6637 • 847-678-6200 • fax: 847-678-6286

AAOMS.org

DENTAL ANESTHESIA ASSISTANT
dance
National Certification Examination®



South Dakota State Board of Dentistry

P.O. Box 1079, 1351 N. Harrison Ave. Pierre, SD 57501-1079

Ph: 605-224-1282

Fax: 1-888-425-3032

E-mail: contactus@sdboardofdentistry.com

www.sdboardofdentistry.org

Permit to Monitor Patients Under Anesthesia Course Review

Please submit this form with a course syllabus and instructor CV to contactus@sdboardofdentistry.com by March 17.

The Board will review courses annually and may only approve courses that have submitted documentation necessary to verify that the course requirements outlined in ARSD 20:43:09:10 have been met. If a completed form is not returned by the date above, your course cannot be approved.

Course Title: Anesthesia Assistants Review Course (AARC)

Course Sponsor: American Association of Oral and Maxillofacial Surgeons (AAOMS)

Location: Atlanta, Ga. and Chicago, Ill.

Name of person submitting information: Sandra M. Guenther

Email address: sguenther@aaoms.org

Phone: 800-822-6637

Title: Manager, St. Gov. Affairs and Advocacy Engagement Date: 3/13/23

1. Does this course provide the instruction or training necessary for dental assistants to competently monitor patients under moderate sedation or deep sedation/general anesthesia? ☒ Yes ☐ No

2. Number of hours of instruction: 12

3. Is this course sponsor AGD PACE or ADA CERP approved? ☒ Yes ☐ No

ACD PACE Provider Number: _____

ADA CERP Provider Number: 214680

4. Has this course changed since the last time it was evaluated by the Board (annual evaluation)? ☐ Yes ☒ No

If yes, please summarize the changes below:

I certify that all the information contained in this form and in any attachments or additional documents submitted herewith are true and correct.

Signature: Sandra M. Guenther Date: 3/13/23

Printed Name: Sandra M. Guenther

Anesthesia Assistants Review Course

The AAOMS Anesthesia Assistants Review Course is a continuing education course for clinical staff to improve their anesthesia knowledge and skills. Participants will benefit from this intensive review course which focuses on principles of anesthesia learned through structured training, as well as discussion of the latest innovations and methods of anesthesia administration, monitoring, and emergency management.

Taught by oral and maxillofacial surgeons, this comprehensive review course will include basic sciences, patient evaluation and preparation, anesthetic drugs and techniques, monitoring, and emergency procedures.

The Anesthesia Assistants Review Course is open to all members of dental anesthesia assisting teams. After completing the course, participants will be better prepared to assist in the administration of sedation and/or general anesthesia and patient monitoring in the office. The AARC also helps assistants prepare for the Dental Anesthesia Assistant National Certification Examination (DAANCE).

March 4 – 5, 2023

Atlanta, Ga.

The Westin Buckhead Atlanta

Course information and schedule

[COVID-19 safety](#)

Hotel reservations

Dec. 1 – 2, 2023

Chicago, Ill.

In conjunction with the Dental Implant Conference

Registration will open in 2023



American Association of Oral and Maxillofacial Surgeons
Anesthesia Assistants Review Course
March 4-5, 2023
Westin Buckhead Atlanta
Atlanta, Georgia

Day 1- Saturday, March 4, 2023

7:00 AM to 8:00 AM	Registration - Continental Breakfast provided	
8:00 AM to 8:15 AM	Welcome, Introduction & Opening remarks	Donald P. Lewis, DDS
8:15 AM to 9:00 AM	A Systems Approach and Patient Preparation	"
9:00 AM to 9:30 AM	Respiratory System	"
9:30 AM to 9:45 AM	Break	
9:45 AM to 10:45 AM	Respiratory System Continued	"
10:45 AM to 11:45 AM	Immune, Digestive, and Renal Systems	"
11:45 AM to 12:30 PM	Lunch	
12:30 PM to 2:00 PM	Nervous and Endocrine Systems	Jeffrey D. Schultz, DDS, MMS
2:00 PM to 2:15 PM	Break	
2:15 PM to 4:00 PM	Cardiovascular System	"

Day 2- Sunday, March 5, 2023

7:00 AM to 7:45 AM	Continental Breakfast provided	
7:45 AM to 9:15 AM	Conducting System of the Heart (EKG Interpretation)	Jeffrey D. Schultz, DDS, MMS
9:15 AM to 9:30 AM	Break	
9:30 AM to 11:00 AM	Pharmacology	Larry E. Stigall, DDS
11:00 AM to 11:45 AM	Pediatric Considerations	"
11:45 AM to 12:45 AM	Geriatric Considerations	"
12:45 AM to 1:00 PM	Questions and Answers	"



South Dakota State Board of Dentistry

P.O. Box 1079, 1351 N. Harrison Ave. Pierre, SD 57501-1079

Ph: 605-224-1282

Fax: 1-888-425-3032

E-mail: contactus@sdboardofdentistry.com

www.sdboardofdentistry.org

Permit to Monitor Patients Under Anesthesia Course Review

Please submit this form with a course syllabus and instructor CV to contactus@sdboardofdentistry.com by March 17.

The Board will review courses annually and may only approve courses that have submitted documentation necessary to verify that the course requirements outlined in ARSD 20:43:09:10 have been met. If a completed form is not returned by the date above, your course cannot be approved.

Course Title: _____

Course Sponsor: _____

Location: _____

Name of person submitting information: _____

Email address: _____ Phone: _____

Title: _____ Date: _____

1. Does this course provide the instruction or training necessary for dental assistants to competently monitor patients under moderate sedation or deep sedation/general anesthesia? **Yes No**

2. Number of hours of instruction: _____

3. Is this course sponsor AGD PACE or ADA CERP approved? **Yes No**

ACD PACE Provider Number: _____

ADA CERP Provider Number: _____

4. Has this course changed since the last time it was evaluated by the Board (annual evaluation)? **Yes No**

If yes, please summarize the changes below:

I certify that all the information contained in this form and in any attachments or additional documents submitted herewith are true and correct.

Signature: Randy Pigg Date: _____

Printed Name: Randy Pigg

Steven F. Woodring, DO

Board Certified Anesthesiologist

EXPERIENCE

President & CEO, Mobile Anesthesiologists of Florida, Inc., Naples, FL, 2010-present

- Provide turnkey anesthesia and recovery services to office-based surgical practices

Attending Anesthesiologist, Anesthesia and Pain Consultants of Southwest Florida, MD, PA, 2010-present

- Provide general anesthesia services for Gulf Coast Medical Center and several ambulatory surgical centers

Attending Anesthesiologist, Anesthesia Providers Unlimited, LLC, 2009-present

- Provide general anesthesia services for Lehigh Regional Medical Center and Bonita Community Medical Center

Attending Anesthesiologist, Anesthesia Associates of Naples, PC, 2007-2009

- Major vascular, peds, OB/gyn, ortho, general cases for Physicians Regional Medical Center

EDUCATION

Anesthesiology Resident, Case Western Reserve University – MetroHealth, Cleveland, OH, 2004-2007

- Level 1 trauma and burn center, level 3 NICU, high risk OB

Traditional Intern, OUCOM – Cuyahoga Falls General Hospital, Cuyahoga Falls, OH, 2003-2004

Doctor of Osteopathic Medicine, Kirksville College of Osteopathic Medicine, Kirksville, MO, 1999-2003

Post-Baccalaureate Studies, Neuroscience/Premed, University of Pittsburgh, Pittsburgh, PA, 1994-1997

Bachelor of Science, Psychology, Penn State Erie, The Behrend College, 1987-1991

PROFESSIONAL AFFILIATIONS

American Society of Anesthesiologists, member, 2004-present

Florida Society of Anesthesiologists, member, 2007-present

American Society of Regional Anesthesia and Pain Medicine, member, 2006-present

Society for Ambulatory Anesthesia, member, 2010-present

RESEARCH EXPERIENCE

Research Specialist, Cardiovascular Health Study, University of Pittsburgh, Pittsburgh, PA, 1999

- Assisted with obtaining medical and psychosocial data from study participants

Research Specialist, Physiology, University of Arizona, Tucson, AZ, 1997-1998

- Designed and managed lab facilities, including computer network and equipment fabrication
- Assisted with microneurographical and muscle fatigue studies

Research Specialist II, Otolaryngology, University of Pittsburgh, Pittsburgh, PA, 1996-1997

- Assisted with vestibular studies, performed large animal surgical preparations
- Presented poster at *Society for Neuroscience 26th Annual Meeting*, 1996

Research Assistant, Neuropsychology, University of Pittsburgh, Pittsburgh, PA, 1994-1995

- Investigated moderating factors between alcohol/drug use and HIV risk
- Presented poster at *American Psychological Association Conference* 1995



South Dakota State Board of Dentistry

P.O. Box 1079, 1351 N. Harrison Ave. Pierre, SD 57501-1079

Ph: 605-224-1282

Fax: 1-888-425-3032

E-mail: contactus@sdboardofdentistry.com

www.sdboardofdentistry.org

Permit to Monitor Patients Under Anesthesia Course Review

Please submit this form with a course syllabus and instructor CV to contactus@sdboardofdentistry.com by March 17.

The Board will review courses annually and may only approve courses that have submitted documentation necessary to verify that the course requirements outlined in ARSD 20:43:09:10 have been met. If a completed form is not returned by the date above, your course cannot be approved.

Course Title: Sedation & Anesthesia Monitoring in the Dental Practice

Course Sponsor: South Dakota Dental Association

Location: Sioux Falls, SD

Name of person submitting information: Jay A Crossland, DDS

Email address: bhoralsurg@gmail.com

Phone: 605-415-5502

Title: Course Director

Date: March 15, 2023

1. Does this course provide the instruction or training necessary for dental assistants to competently monitor patients under moderate sedation or deep sedation/general anesthesia? ☒ Yes ☐ No

2. Number of hours of instruction: 8

3. Is this course sponsor AGD PACE or ADA CERP approved? ☒ Yes ☐ No

ACD PACE Provider Number: #219272

ADA CERP Provider Number: _____

4. Has this course changed since the last time it was evaluated by the Board (annual evaluation)? ☐ Yes ☒ No

If yes, please summarize the changes below:

I certify that all the information contained in this form and in any attachments or additional documents submitted herewith are true and correct.

Signature: _____

Date: 3/15/2023

Printed Name: Jay A. Crossland, DDS

Course outline: Sedation and Anesthesia Monitoring in the Dental Practice 2023- 8 hours

- Basic review of anatomy, physiology and pathology- how does it all work and what goes wrong?
- History and Physical Examination- what is the doctor looking for?
- Monitors- what are they and how do they work?
- Basic ECG and Identifying Abnormal Rhythms
- South Dakota State Administrative Rules & Regulations & anesthesia monitoring
- Review of Anesthetic Agents- what do we use and how do they work?
- Review of Anesthesia Emergencies- what do we use and when do we use them?
- Emergency equipment & procedures- what do we need and when do we need it?
- CRM Concept
- Simulation Demonstration- putting it all together
- Question & Answer
- Course Evaluation

Added course content will emphasize the importance of the monitoring assistants' role as part of the anesthesia delivery team during the management of dental patients undergoing office based sedation and anesthesia. Review of the Team Model and Culture of Safety emphasis during dental anesthesia in an office based setting. Introduction of the concept of CRM(crisis resource management) and optimal team performance.

Improved understanding of the types of monitoring, how the monitors work and how to troubleshoot when they don't work. Improved review of ECG, ECG monitoring and identifying abnormal rhythms and when to alert the anesthesia provider and team. Review of need for early detection and intervention for life threatening emergencies.

A simulation module using a high fidelity Laerdal full body SIM Man training simulator, including a hands-on experience for assistants performing basic airway management and CPR. We will present a variety of emergency scenarios and allow them to work as a team in response to those emergency scenarios. We will provide opportunities to debrief these scenarios and learn from them .

Hands on review of office anesthesia monitoring equipment and emergency equipment including AED, airway adjuncts and emergency drugs.

Basic review of the human cardiovascular, pulmonary and central nervous systems and how they interact with anesthesia and emergency medications.



South Dakota State Board of Dentistry

P.O. Box 1079, 1351 N. Harrison Ave. Pierre, SD 57501-1079

Ph: 605-224-1282

Fax: 1-888-425-3032

E-mail: contactus@sdboardofdentistry.com

www.sdboardofdentistry.org

Permit to Monitor Patients Under Anesthesia Course Review

Please submit this form with a course syllabus and instructor CV to contactus@sdboardofdentistry.com by March 17.

The Board will review courses annually and may only approve courses that have submitted documentation necessary to verify that the course requirements outlined in ARSD 20:43:09:10 have been met. If a completed form is not returned by the date above, your course cannot be approved.

Course Title: Intravenous Conscious Sedation Course

Course Sponsor: Dental College of Georgia at Augusta University

Location: Dept of Oral and Maxillofacial Surgery, GC-1042

Name of person submitting information: Lynn Thigpen, Dept of Oral & Maxillofacial Surgery, GC-1042

Email address: lbthigpen@augusta.edu

Phone: 706-721-1447

Title: DCG CE Coordinator

Date: March 13, 2023

1. Does this course provide the instruction or training necessary for dental assistants to competently monitor patients under moderate sedation or deep sedation/general anesthesia? ☒ Yes ☐ No

2. Number of hours of instruction: 104.0

3. Is this course sponsor AGD PACE or ADA CERP approved? ☒ Yes ☐ No

ACD PACE Provider Number: 06/30/2026

ADA CERP Provider Number: 06/30/2026

4. Has this course changed since the last time it was evaluated by the Board (annual evaluation)? ☐ Yes ☒ No

If yes, please summarize the changes below:

I certify that all the information contained in this form and in any attachments or additional documents submitted herewith are true and correct.

Signature: Lynn B. Thigpen

Date: 3/13/2023

Printed Name: Lynn B. Thigpen

The program for the assistants training here at DCG AU is very intense and thorough. We encourage the Dentist to bring his assistant with him for the clinical portion of the Sedation program. We only have one student at a time for clinical portion of the program. The ratio of faculty to student is two or three to one. That is two or three faculty.

The dental assistant is trained by the surgical nurse and the trained surgical assistants. The clinical week also stresses airway management and the use of airway adjuncts. These include the face mask, oral airway, nasal airway, the LMA and endotracheal tubes.

The dental assistant is trained by the surgical nurse and the surgical assistants to do the following:

1. Prepare the tubing and fluids for administration.
2. Place the monitoring devices including, EKG leads, pulse oximetry leads, BP and capnography equipment.
3. Operate the patient monitor.
4. Take the pre-op base line measurements and review the patients chart.
5. Set up the sedation record and enter base line pre-operative recording.
6. Monitor the patient during the sedation and record the observations
7. To record the drugs given.
8. To assist the dentist during the procedure and help maintain a dry clear airway.
9. To assist the dentist in the management of the patient post operatively.
10. How to transport the patient for discharge.
11. How to prepare the discharge package for the patient and the escort.
12. How to prepare the discharge information for the patient.
13. How to maintain the drug cabinet and secure it.
14. How to (with) the dentist maintain the drug cabinet records.
15. How to properly (with the dentist) dispose of and record the drugs not used.
16. How to check the sedation record and the consents.
17. How to maintain the sedation records.
18. How to assist in the management of emergencies (with the dentist).
19. How to maintain the emergency drugs and equipment.
20. How (with the dentist) to prepare and train for the management of medical emergencies

We stress the need for constant preparation of the dental staff for the management of medical emergencies. We stress frequent simulations in the office. We stress the need to rotate emergency roles during this training. This is cross training. We stress the need to keep a record of the types of training done. We stress preparedness, patient evaluation, patient safety and patient selection.

Henry "Butch" Ferguson, DDS
Course Director
Department of Oral and Maxillofacial Surgery



STATE OF GEORGIA
Georgia Board of Dentistry
Dentist

LICENSE NO. DN012107 Status: Active

Henry W Ferguson
AU DENTAL ASSOCIATES
1430 JOHN WESLEY GILBERT DRIVE, GC 1056
AUGUSTA GA 30912

Expires: 12/31/2023

Issued: 09/01/1999

Real-time license verification is available at gadch.mylicense.com/verification

Above is your wall certificate license to practice as a **Dentist** in the State of Georgia. A pocket-sized license card is below.

Please make note of the expiration date on your license. It is your responsibility to renew your license before it expires.

Please notify the Board if you have a change of address.



STATE OF GEORGIA
Georgia Board of Dentistry
Dentist

LICENSE NO. DN012107 Status: Active

Henry W Ferguson
AU DENTAL ASSOCIATES
1430 JOHN WESLEY GILBERT DRIVE, GC 1056
AUGUSTA GA 30912

Expires: 12/31/2023

Issued: 09/01/1999

Real-time license verification is available at gadch.mylicense.com/verification



The Dental College of Georgia at Augusta University

is an ADA CERP Recognized Provider.

The provider has been reviewed by the Commission for Continuing Education Provider Recognition and has been awarded a Approved for 4-year term as an ADA CERP Recognized Provider of continuing dental education.

5/1/22 - 6/30/26

John D. Ball, DDS, FACP
2021-2022 Chair
Commission for Continuing Education Provider Recognition



American Dental Association
211 East Chicago Avenue
Chicago, IL 60660
ADA.org/CCEPR

The program for the assistants training here at DCG AU is very intense and thorough. We encourage the Dentist to bring his assistant with him for the clinical portion of the Sedation program. We only have one student at a time for clinical portion of the program. The ratio of faculty to student is two or three to one. That is two or three faculty.

The dental assistant is trained by the surgical nurse and the trained surgical assistants. The clinical week also stresses airway management and the use of airway adjuncts. These include the face mask, oral airway, nasal airway, the LMA and endotracheal tubes.

The dental assistant is trained by the surgical nurse and the surgical assistants to do the following:

1. Prepare the tubing and fluids for administration.
2. Place the monitoring devices including, EKG leads, pulse oximetry leads, BP and capnography equipment.
3. Operate the patient monitor.
4. Take the pre-op base line measurements and review the patients chart.
5. Set up the sedation record and enter base line pre-operative recording.
6. Monitor the patient during the sedation and record the observations
7. To record the drugs given.
8. To assist the dentist during the procedure and help maintain a dry clear airway.
9. To assist the dentist in the management of the patient post operatively.
10. How to transport the patient for discharge.
11. How to prepare the discharge package for the patient and the escort.
12. How to prepare the discharge information for the patient.
13. How to maintain the drug cabinet and secure it.
14. How to (with) the dentist maintain the drug cabinet records.
15. How to properly (with the dentist) dispose of and record the drugs not used.
16. How to check the sedation record and the consents.
17. How to maintain the sedation records.
18. How to assist in the management of emergencies (with the dentist).
19. How to maintain the emergency drugs and equipment.
20. How (with the dentist) to prepare and train for the management of medical emergencies

We stress the need for constant preparation of the dental staff for the management of medical emergencies. We stress frequent simulations in the office. We stress the need to rotate emergency roles during this training. This is cross training. We stress the need to keep a record of the types of training done. We stress preparedness, patient evaluation, patient safety and patient selection.

Henry "Butch" Ferguson, DDS
Course Director
Department of Oral and Maxillofacial Surgery



The Dental College of Georgia at Augusta University

is an ADA CER-P Recognized Provider.

The provider has been reviewed by the Commission for Continuing Education Provider Recognition and has been awarded a Approved for 4-year term as an ADA CER-P Recognized Provider of continuing dental education.

5/1/22 - 6/30/26

John D. Ball, DDS, FACP
2021-2022 Chair
Commission for Continuing Education Provider Recognition



American Dental Association
211 East Chicago Avenue
Chicago, IL 60660
ADA.org/CCEPR



STATE OF GEORGIA
Georgia Board of Dentistry
Dentist

LICENSE NO. DN012107 Status: Active

Henry W Ferguson
AU DENTAL ASSOCIATES
1430 JOHN WESLEY GILBERT DRIVE, GC 1056
AUGUSTA GA 30912

Expires: 12/31/2023
Issued: 09/01/1999

Real-time license verification is available at gadch.mylicense.com/verification

Above is your wall certificate license to practice as a **Dentist** in the State of Georgia. A pocket-sized license card is below.

Please make note of the expiration date on your license. It is your responsibility to renew your license before it expires.

Please notify the Board if you have a change of address.



STATE OF GEORGIA
Georgia Board of Dentistry
Dentist

LICENSE NO. DN012107 Status: Active

Henry W Ferguson
AU DENTAL ASSOCIATES
1430 JOHN WESLEY GILBERT DRIVE, GC 1056
AUGUSTA GA 30912

Expires: 12/31/2023
Issued: 09/01/1999

Real-time license verification is available at gadch.mylicense.com/verification

CURRICULUM VITAE

Name and Present Position:

Henry W. Ferguson, DMD
Associate Professor
Vice Chairman and Director of Residency Training
Department of Oral and Maxillofacial Surgery
Augusta University Dental College of Georgia
Augusta, GA 30912

Work Address:

Augusta University
Dental College of Georgia
Department of Oral and Maxillofacial Surgery
1430 John Wesley Gilbert Drive
Room GC 1056
Augusta, GA 30912

Telephone:

Work: (706) 721-2411/2412
Fax: (706) 721-3511
e-mail: hferguson@gry.edu

Home Address:

430 Congressional Court
Martinez, GA 30907

Mailing Address:

430 Congressional Court
Martinez, GA 30907

Telephone:

Home: (706)- 863-0910
Cell: (706)- 951-7387

Home of Record:

8360 Bricelyn Street
Pittsburgh, PA 15221

Date and Place of Birth: 13 Feb 54, Pittsburgh, Pennsylvania

Citizenship: USA

Education:

B.A. 1976 Slippery Rock State College
Slippery Rock, PA 16057

D.M.D. 1980 University of Pittsburgh School of
Dental Medicine, Pittsburgh, PA 15222

Post Graduate Education:

Certificate 1991 Oral and Maxillofacial Surgery Residency Program
Eisenhower Army Medical Center
Fort Gordon, GA 30905-5650

Board Certification:

Diplomate American Board of Oral and Maxillofacial Surgery
ABOMS Recertification September 2003
Diplomate National Dental Board of Anesthesiology 2001

Fellowships:

Fellow American Association of Oral and Maxillofacial Surgeons
Fellow American College of Oral and Maxillofacial Surgeons
Fellow American Dental Society of Anesthesia

Professional Society Membership:

American Dental Association
Georgia Dental Association
American Association of Oral and Maxillofacial Surgery
American College of Oral and Maxillofacial Surgeons
American Dental Society of Anesthesia
National Society of Oral and Maxillofacial Surgeons
Georgia Society of Oral and Maxillofacial Surgeons
American Dental Education Association

State License:

Georgia	Active
South Carolina	Active
Pennsylvania	Inactive

Hospital Affiliations:

May 2004- present	MCG/GHSU/GRU/AU Medical Center Augusta, Georgia MCG/GHSU/GRU Children's Medical Center/ CHOG (Children's Hospital of Georgia, formerly CMC Children's Medical Center Augusta, Georgia
May 2004-Present	Veterans Administration Hospital and Medical Center Augusta, Georgia
April 2006-present	Augusta State Medical Prison Grovetown, Georgia
June 1994-March 2004	Eisenhower Army Medical Center Fort Gordon, Georgia
Jan 1992-June 1994	Ireland Army Community Hospital Fort Knox, Kentucky
July, 1991-Dec, 1994	William Beaumont Army Medical Center Fort Bliss, Texas
July 1987-July 1991	Eisenhower Army Medical Center Fort Gordon, Georgia

Professional Appointments:

June 2006-present	Vice Chair Augusta University Medical Center (formerly the Medical College of Georgia, Georgia Health Sciences University, Georgia Regents University Augusta) Dental College of Georgia (former College of Dental Medicine) Department of Oral and Maxillofacial Surgery Augusta, GA 30912
Jun 2005-June 2006	Interim Chairman Department of Oral and Maxillofacial Surgery MCG School of Dentistry Augusta, GA 30912
May 2005-Dec 2017	Director of Post Graduate Training Augusta University Medical Center (formerly the Medical College of Georgia, Georgia Health Sciences University, Georgia Regents University Augusta) Dental College of Georgia (former College of Dental Medicine) Department of Oral and Maxillofacial Surgery Augusta, GA 30912 Department of Oral and Maxillofacial Surgery Augusta, GA 30912

May 2004-present	Associate Professor Department of Surgery Augusta University Medical Center (formerly the Medical College of Georgia, Georgia Health Sciences University, Georgia Regents University Augusta) Augusta, GA 30912
Apr 2004-present	Associate Professor Augusta University Medical Center (formerly the Medical College of Georgia, Georgia Health Sciences University, Georgia Regents University Augusta) Dental College of Georgia (former College of Dental Medicine) Department of Oral and Maxillofacial Surgery Augusta, GA 30912 College of Dental Medicine Department of Oral and Maxillofacial Surgery Augusta, GA 30912
Mar 2004-Apr 2004	Awaiting faculty appointment to MCG
Mar 2003-Mar 2004	Staff, Oral and Maxillofacial Surgeon, Eisenhower Army Medical Center Fort Gordon, GA Mentor/Teaching Faculty, Oral and Maxillofacial Surgery Residency Program Teaching Faculty, for Graduate Dental Education Programs US Army Dental Activity Fort Gordon GA 30905
Feb 2001-Mar 2003	Chairman, Department of Oral and Maxillofacial Surgery Eisenhower Army Medical Center, Fort Gordon, GA 30905 Program Director, Oral and Maxillofacial Surgery Residency Training Program Eisenhower Army Medical Center, Fort Gordon, GA 30905 Staff, Oral and Maxillofacial Surgeon, Eisenhower Army Medical Center Fort Gordon, GA
Feb 2001-July 2002	Chairman, Department of Hospital Dentistry Eisenhower Army Medical Center, Fort Gordon, GA 30905

Jul 1994-Aug 1999	Chief, Dental Services 249th General Hospital Fort Gordon, GA.
Mar 1998-Feb 2001	Assistant Chairman, Department of Oral and Maxillofacial Surgery Eisenhower Army Medical Center Fort Gordon, GA
	Assistant Program Director, Oral and Maxillofacial Surgery Residency Training Program
Jul 1994-Mar 1998	Mentor, Oral and Maxillofacial Surgery Residency Program
	Staff, Oral and Maxillofacial Surgeon, Eisenhower Army Medical Center Fort Gordon, GA
Nov 1992-July 1994	Adjunct Assistant Professor, Department of Surgical and Hospital Dentistry, University of Louisville School of Dentistry, Louisville, KY
Jan 1992-July 1994	Assistant Chief, Oral and Maxillofacial Surgery Service Staff Oral and Maxillofacial Surgeon Ireland Army Community Hospital Fort Knox, KY Mentor in Oral and Maxillofacial Surgery for Advanced Education in General Dentistry and Post Graduate Training in Orthodontic Residency Programs
July 1991-Dec 1991	Staff, Oral and Maxillofacial Surgery Mentor, Oral and Maxillofacial Surgery Residency Program, William Beaumont Army Medical Center, Fort Bliss, TX
1987-1991	Residency in Oral and Maxillofacial Surgery Eisenhower Army Medical Center Fort Gordon, GA
1985-1987	General Dental Officer Fort Meade, MD

1984-1985 General Dental Officer
Chief, Oral Surgery Svc, Carius Dental Clinic
10th MED DET
Youngsan, Korea

1980-Dec 1983 General Dental Officer
Fort Gordon, GA

Teaching Affiliations:

Jan 2006-present Course Director, Advanced Oral and Maxillofacial Surgery
Dental College of Georgia (former College of Dental Medicine)
Augusta, GA 30912

June 2005-present Co-Course Director, Intravenous Conscious Sedation Course
Dental College of Georgia (former College of Dental Medicine)
Augusta, GA 30912

Apr 2004- present Department of Oral and Maxillofacial Surgery
Dental College of Georgia (former College of Dental Medicine)
Augusta, GA 30912

April 2004-present Department of Surgery
Augusta University Medical Center (formerly the Medical College of
Georgia, Georgia Health Sciences University, Georgia Regents University
Augusta)
Augusta, GA 30912

July 1994-Mar 2004 Eisenhower Army Medical Center
Fort Gordon, GA

Sept 1994-Aug 1998 USADENCOM Sponsored Army Implant Course Faculty

Nov 1992-July 1994 Adjunct Assistant Professor, Department of
Surgical and Hospital Dentistry,
University of Louisville School of Dentistry,
Louisville, KY

Jan 1992-July 1994 Ireland Army Community Hospital
Fort Knox, KY

July 1991-Dec 1991 William Beaumont Army Medical Center,
Fort Bliss, TX

Committees:

Sept 2006 –present	MCG School of Dentistry Nobel Biocare Operations Committee
May 2005 – present	MCG Medical Center OR Committee
May 2005 – present	MCG School of Dentistry Facilities and Equipment Committee
Feb 2005 – Mar 2006	Secretary Graduate and Post Graduate Section American Dental Education Association (ADEA)
Mar 2005 – Mar 2007	Chairman Elect, Graduate and Post Graduate Section American Dental Education Association (ADEA)
Mar 2007 – Mar 2008	Chairman, Graduate and Post Graduate Section American Dental Education Association (ADEA)
May 2004-present	MCG School of Dentistry Implant Committee
July 2004–2006	MCG School of Dentistry Admissions Committee
June 2005-present	MCG School of Dentistry Advanced Education Committee
January 2013-present	Promotion and Tenure Committee
April 2001-April 2005	Member, American Association of Oral and Maxillofacial Surgeons Committee on Membership
April 2005-October 2010	Chairman, American Association of Oral and Maxillofacial Surgeons Committee on Membership

Certifications:

- Advanced Trauma Life Support (ATLS)
- Advanced Cardiac Life Support (ACLS)
- Pediatric Advanced Life Support (PALS)
- Basic Life Support (BLS)-

Awards, Honors and Decorations

- Outstanding Faculty Award MCG School of Dentistry 2006-07
- Surgeon General's "A" Proficiency Designator in Oral and Maxillofacial Surgery
- Meritorious Service Medal
- Army Commendation Medal (X4)
- Army Achievement Medal
- National Defense Service Medal
- Expert Field Medical Badge

- Parachutist Badge
- Army Service Ribbon
- Overseas Service Ribbon

Publications:

Sutley, SH, Ferguson, HW, Quigley, NC: Infection Control in Oral Surgery; AGD Update Series June 1993.

Moody, John B., Quigley, Nicholas, Ferguson, H.W., Sutley, Stephen H: Odontogenic Keratocyst. General Dentistry Vol 45 #2, March-April 1997, pp 172-176.

Wright, William, Ferguson, H.W., Drugs Used in Oral and Maxillofacial Surgery, EAMC Publication, 1996.

John W. Hellstein; Ronald L. Roholt; Henry W. Ferguson, The case of a subtle expansion of the mandible. Journal of Contemporary Dental Practice 2002;3(4):93-95.

Hellstein JW, Roholt RL, Ferguson HW
AAOMP case challenge: "The case of a subtle expansion of the mandible".
J Contemp Dent Pract.[Electronic Resource] 2002 Nov 15;3(4):66-72.

Fallah DM, Baur DA, Ferguson HW, Helman JI
Clinical application of the temporoparietal-galeal flap in closure of a chronic oronasal fistula: review of the anatomy, surgical technique, and report of a case.
J Oral Maxillofac Surg. 2003 Oct;61(10):1228-30.

Velez, Martin R., Ferguson, Henry W., Dorsett, Cecil, Hansen, Karla,
Lemierre's syndrome: a case report.
J Oral Maxillofac Surg. 2003 Aug; 61(8):968-71.

Clark,C., Strider, J., Hall, C. Ferguson, HW.
Distraction osteogenesis in irradiated rabbit mandibles with adjunctive hyperbaric oxygen therapy.
J Oral Maxillofac Surg. 2006 Apr;64(4):589-93.

Ferguson,HW, Stevens, MR
Advances in head and neck radiotherapy to the mandible
Oral and Maxillofacial Surgery Clinics of North America. Nov 2007 19 (4):553-563

Ferguson, HW,
Preprosthetic Surgical Considerations in Textbook of Complete Dentures, 6th Ed
Rahn AO, Ivanho JR, Plummer KD, Peoples Medical Publishing House, Shelton, Connecticut
2009, pp65-85

Wayne W. Herman¹, DDS, MS; Henry W. Ferguson², DDS;
Dental Care for the patient with heart failure: an update
J Am Dent Assoc, July 2010, Vol 141, No 7, 845-853

Rafik A. Abdelsayed, DDS, Suash Sharma, MD and Henry Ferguson, DDS
Fibrous Cortical defect (nonossifying fibroma) of the mandibular ramus: report of two cases
Oral Surg oral Med Oral path Oral Radiol Endo 2010;110:504-508

Etezadi A, Ferguson H, Emam HA, Walker P.
Multiple Remediation of soft tissue reconstruction in osteoradionecrosis of mandible: a case report
J Oral Maxillofac Surg. 2013 Jan;71(1):e1-6. doi: 10.1016/j.joms.2012.09.011

Ferguson, HW
Postoperative Cognitive Dysfunction
OMS Knowledge Updates (to be released summer 2013)

Table Clinics:

Third International Conference on Head and Neck Cancer
San Francisco, California July 26-30, 1991

Arcuri, Michael R, Ferguson, HW, Autogenous Bone Grafts with Titanium Implants for
Segmental Mandibular Defect Reconstruction

Arcuri, MR, LaVella WE, Hoffman HH, Ferguson HW: Implant Fixation in Irradiated Bone for
Intraoral Prosthetic Rehabilitation

Lectures/Presentations:

Georgia Society of Dental Assistants
Masters Inn Conference Center, Augusta, Ga.
Preparing the Office for Medical Emergencies
Pathophysiology and Management of Dental Emergencies
May 1995

EAMC
MED/SURG ward 10w
In-service lecture
Post-op Management of the OMS Patient

April 1995

EAMC

Dept of Family practice

Maxillofacial Trauma

Jan 4, 1996

USADENTAC, Ft Gordon

Rationale, Techniques, and Complications of Intravenous Access

Anatomy and Techniques for Venipuncture

January 1996

EAMC

Dept of OMS

Wound Healing

Local Flaps in Facial Reconstruction

PIG LAB/Hands on instruction

Jan 30, 1996

EAMC

Dept of Family practice

Odontogenic Infection

Mar 7, 1996

USADENTAC, Ft Gordon

Overview of Oral and Maxillofacial Surgery

Apr 16, 1996

Migrant Clinicians Network/_Migrant Stream Dental Forum

Sponsored By US Dept of Public Health

Stouffer Hotel

Nashville, Tenn.

Overview and Management of Medical Emergencies

May 1996

Stouffer Hotel

Nashville, Tennessee

Complications of Dentoalveolar Surgery

May 4-5, 1996

EAMC MED/SURG ward 10w

In-service Lecture

Post-op Management of the OMS Patient

May 9, 1996

USADENTAC, Ft Gordon, GA

Endodontics Residency Program

Anatomy of Odontogenic Space Infections

May 16, 1996

Craniofacial Implant Course

Menger Hotel

San Antonio, Texas

Surgical Management of the Atrophic Mandible and Maxilla in the Pre-implant Era

May 21-22, 1996

EAMC SICU

In-service Lecture

SICU Concerns/Post-op Management of the OMS Patient

Overview of Maxillofacial Surgery Which Requires SICU Care

June 27, 1996

USADENTAC, Ft Gordon

Dental Assistants Course

Office Emergencies

Overview of the SPARK KIT/EDK

July 22, 1996

USADENTAC, Ft Gordon

Periodontics Residency Program

Intravenous Sedation Course

Preparing the Office for Medical Emergencies

Management of Office Emergencies

Overview of the Medical History and Physical Exam

July 25, 1996

EAMC SICU

In-service Lecture

SICU Concerns/Post-op Management of the OMS Patient

Overview of Maxillofacial Surgery Which Requires SICU Care Aug 1, 1996

USADENTAC, Fort Stewart

Ft Stewart, Ga.

Management of Facial Trauma

Management of Soft Tissue Trauma

August 15, 1996

USADENCOM Short course in Oral and Maxillofacial Surgery

Sheraton Hotel, Augusta, Ga.

Pathophysiology, Microbiology and Surgical Anatomy of Odontogenic Infections

Management of Odontogenic Infections

September 9-13, 1996

9th East Coast Migrant Stream Forum
Sponsored By US Dept of Public Health
Tampa Fla.
Office Emergencies
Preparing the Office for Emergencies
Nov 1996

Fort Stewart Dental Activity
Preparing the Office for Medical Emergencies
Pathophysiology and Management of Dental Emergencies
Nov 1996

European Dental Conference/OMS consultant
Sonthoffen, Germany
Implants: A Historical Overview
Surgical Management of the Atrophic Mandible and Maxilla In The Pre-implant Era
Current Implant Systems
Craniofacial Implants
Advanced Implant Surgery
Implant Complications
April 1997

USADENCOM Implant Course
Fort Hood, Texas
Surgical Management of the Atrophic Mandible and Maxilla in the Pre-implant Era
Advanced Implant Surgery
Biology of Bone Healing
May 1997

USADENTAC, Ft Gordon
Periodontics Residency Program
Intravenous Sedation Course
Overview of the Medical History and Physical Examination
Preparing the Office for Medical Emergencies
Management of Medical Emergencies
July 1997

USADENTAC, Fort Stewart, GA
Dental Activity Hunter Army Airfield
Savannah Dental Society
Hunter Army Airfield Officer's Club
Potpourri of Oral and Maxillofacial Surgery: Overview of the Scope and Emerging Technologies
August 16, 1997

Fort Bragg Dental Activity

Fort Bragg, NC

2year AEGD Program

Pathophysiology, Microbiology and Surgical Anatomy of Odontogenic Infections

Management of Odontogenic Infections

Maxillofacial Trauma

Management of Soft Tissue Wounds

Complications of Dentoalveolar Surgery

Implant Complications

August 1997

Augusta Dental Society

West Lake Country Club

Potpourri of Oral and Maxillofacial Surgery: Overview of the Scope and Emerging Technologies

January 1997

Patrick Air Force base

Melborne, FLA

OMS Consultant Visit

Pathophysiology, Microbiology and Surgical Anatomy of Odontogenic Infections

Management of Odontogenic Infections

Maxillofacial Trauma

Management of Soft Tissue Wounds

Complications of Dentoalveolar Surgery

April 1998

Mississippi Black Professional Conference/Mississippi Dental Association

Biloxi, Mississippi

Potpourri of Oral and Maxillofacial Surgery: Overview of the Scope and Emerging Technologies

Pathophysiology, Microbiology and Surgical Anatomy of Odontogenic Infections

May 1998

USADENTAC FT Gordon, Ga.

Dept of Periodontics

IV Sedation Course

Overview of the Medical History and Physical Examination

Preparing the Office for Medical Emergencies

Management of Medical Emergencies

July 1998

Fort Benning Dental activity

1year GDR Program

Pathophysiology, Microbiology and Surgical Anatomy of Odontogenic Infections

Management of Odontogenic Infections

Maxillofacial Trauma

Management of Soft Tissue Wounds

Complications of Dentoalveolar Surgery

August 1998

USADENCOM Implant Course

Fort Bragg, North Carolina

Advanced Implant Surgery

Biology of Bone Healing

Sept 16-18, 1998

USADENCOM Implant Course

Fort Hood, Texas

Advanced Implant Surgery

Biology of Bone Healing

Sept 23-25, 1998

Medical College of Georgia

Biological Sciences Lecture Series

Physiology of Skin and Mucosa Healing

Physiology of Bone Healing

Maxillofacial trauma: Management of Hard and Soft Tissue Trauma

October 19, 1998

USADENTAC FT Gordon, Ga.

Dept of Periodontics

IV sedation Course

Overview of the Medical History and Physical Examination

Preparing the office for medical emergencies

Management of medical emergencies

July 26-28, 1999

USA DENTAC Fort Benning 1yr GDR Program

Pathophysiology, Microbiology and Surgical Anatomy of Odontogenic Infections

Management of Odontogenic Infections

Maxillofacial Trauma

Management of Soft Tissue Wounds

Complications of Dentoalveolar Surgery

August 26-27, 1999

USADENTAC FT Gordon, Ga.

Dept of Periodontics

IV Sedation Course

Overview of the Medical History and Physical Examination

Preparing the Office for Medical Emergencies

Management of Medical Emergencies

July 10-12, 2000

USA DENTAC Fort Benning 1yr GDR Program
Pathophysiology, Microbiology and Surgical Anatomy of Odontogenic Infections
Management of Odontogenic Infections
Maxillofacial Trauma
Management of Soft Tissue Wounds
Complications of Dentoalveolar Surgery
Aug 24-25, 2000

Medical College of Georgia
Biological Sciences Lecture Series
Physiology of Skin and Mucosa Healing
Physiology of Bone Healing
Maxillofacial trauma: Management of Hard and Soft Tissue Trauma
October 10, 2000

USADENTAC FT Gordon, Ga.
Dept of Periodontics
IV Sedation Course
Overview of the Medical History and Physical Examination
Preparing the Office for Medical Emergencies
Management of Medical Emergencies
July 16-18, 2001

USA DENTAC Fort Polk, LA
Complications of Dentoalveolar Surgery
Management of Odontogenic Infections
Potpourri of Oral and Maxillofacial Surgery: Overview of the Scope and Emerging Technologies
Jan 6-8, 2002

USA DENTAC Fort Benning, GA 1yr GDR Program
Pathophysiology, Microbiology and Surgical Anatomy of Odontogenic Infections
Management of Odontogenic Infections
Maxillofacial Trauma
Management of Soft Tissue Wounds
Complications of Dentoalveolar Surgery
Feb 21-23, 2002

USADENTAC FT Gordon, GA
Alternate Wartimes Roles Lecture Series
Indications For Intravenous Therapy
Regional Anatomy for Venipuncture
Techniques for Venipuncture
Complications, and Management of Complications of Venipuncture

March 21, 2002

Georgia State Department of Corrections Dental Service
Macon, GA

Identification and Management of Common Complications of Dentoalveolar Surgery
April 16, 2002

Academy Of General Dentistry Mastership Course
Atlanta, GA

Potpourri of Oral and Maxillofacial Surgery: Overview of the Scope and Emerging Technologies
Pathophysiology, Microbiology and Surgical Anatomy of Odontogenic Infections
Management of Odontogenic Infections
What the Practitioner Should Know About Antibiotics Before Prescribing
Maxillofacial Trauma Overview
Management of Dentoalveolar Trauma
Management of Soft Tissue Wounds
Principles for Performing Complicated Extractions
Complications of Dentoalveolar Surgery
Preprosthetic Surgery For the General Dentist
Implant Applications in Oral and Maxillofacial Surgery
Advanced Implant Surgery
Biopsy Principles and Techniques
May 3-5, 2002

Madigan Army Medical Center
Tacoma, WA

Annual Army Oral and Maxillofacial Surgery Review Course
Implant History
Implant Geometries and Surface Characteristics
Implant Applications in Oral and Maxillofacial Surgery
May 7-10 2002

USADENTAC FT Gordon, GA
Alternate Wartimes Roles Lecture Series
810th Medical Company (DS), Durham, NC
Maxillofacial Trauma Overview
Management of Maxillofacial Hard and Soft Tissue Trauma
Etiology and Pathophysiology of Odontogenic Infections
Regional Anatomy of Odontogenic Infection (Fascial Spaces)
Surgical and Medical Management of Odontogenic Infections
June 11, 2002

USADENTAC FT Gordon, GA
Alternate Wartimes Roles Lecture Series
808th Medical Company (DS), Fort Sheridan, ILL
Maxillofacial Trauma Overview
Management of Maxillofacial Hard and Soft Tissue Trauma
Etiology and Pathophysiology of Odontogenic Infections
Regional Anatomy of Odontogenic Infection (Fascial Spaces)

Surgical and Medical Management of Odontogenic Infections

July 17, 2002

Medical College of Georgia

Biological Sciences Lecture Series

Physiology of Skin and Mucosa Healing

Physiology of Bone Healing

Maxillofacial trauma: Management of Hard and Soft Tissue Trauma

October 9, 2002

Medical College of Georgia

OMS Lecture Series

Implant Overview: Historical Overview, Bone physiology

April 2004

Medical College of Georgia

Conscious Sedation Course

Medical History Review of Systems for Conscious Sedation

Requirements for Conscious Sedation

May 6, 2004

Medical College of Georgia

OMS Lecture Series

Patient Diagnosis, Review of anatomical considerations, Basic Surgical techniques

May 2004

Medical College of Georgia

OMS Lecture Series

Advanced Surgical techniques, Clinical applications, Grafting techniques and materials

May 2004

Medical College of Georgia

OMS Lecture Series:Complications of Implant Surgery

May 2004

Medical College of Georgia

OMS Lecture Series

Odontogenic Infection: Host organism relationship, Host immune response, Local host defenses

June 2004

Medical College of Georgia

OMS Lecture Series

Odontogenic Infection: Microbiology of odontogenic infections, Anatomy of fascial space infections

June 2004

Medical College of Georgia

OMS Lecture Series

Odontogenic Infection: Diagnosis of odontogenic infections, Surgical and medical management

of odontogenic infections,

June 2004

Kenna S. Givens, MD Plastic Surgery Symposia

Overview of Endosseous Dental Implants

June 18, 2004

Medical College of Georgia

OMS Lecture Series

Complications of Dentoalveolar Surgery

June 29, 2004

MCG School of Dentistry Implant Course

Advanced Implant Surgery

Complications of Implant Surgery

July 12-15 2004

Area Health Education Centers Symposia

Overview of Oral and Maxillofacial Surgery

July 20, 2004

Medical College of Georgia

OMS Lecture Series

Nitrous Oxide Sedation: Indications, Contraindications

Pharmacology, Armamentarium, Technique

August, 17 2004

38th Parallel Dental Meeting

Yongsan, Korea

Potpourri of Oral and Maxillofacial Surgery: Overview of the Scope and Emerging Technologies

Pathophysiology, Microbiology and Surgical Anatomy of Odontogenic Infections

Management of Odontogenic Infections

What the Practitioner Should Know About Antibiotics Before Prescribing

Maxillofacial Trauma Overview

Management of Dentoalveolar Trauma

Management of Soft Tissue Wounds

Principles for Performing Complicated Extractions

Complications of Dentoalveolar Surgery

Preprosthetic Surgery For the General Dentist

Implant Applications in Oral and Maxillofacial Surgery

Advanced Implant Surgery

Biopsy Principles and Techniques

Nov 27-Dec 3 2004

Academy Of General Dentistry Mastership Course

Atlanta, GA

Potpourri of Oral and Maxillofacial Surgery: Overview of the Scope and Emerging Technologies

Pathophysiology, Microbiology and Surgical Anatomy of Odontogenic Infections

Management of Odontogenic Infections

What the Practitioner Should Know About Antibiotics Before Prescribing

Maxillofacial Trauma Overview

Management of Dentoalveolar Trauma

Management of Soft Tissue Wounds

Principles for Performing Complicated Extractions

Complications of Dentoalveolar Surgery

Preprosthetic Surgery For the General Dentist

Implant Applications in Oral and Maxillofacial Surgery

Advanced Implant Surgery

Biopsy Principles and Techniques

February 18-20, 2005

Fort Hood Texas Dental Activity

AEGD Program

Management of Odontogenic Infections

Maxillofacial Trauma Overview

Complications of Dentoalveolar Surgery

Potpourri of Oral and Maxillofacial Surgery: Overview of the Scope and Emerging Technologies

Killeen, TX

April 1-2, 2005

AO ASIF

Principles of Operative Treatment and Craniomaxillofacial Trauma and Reconstruction

OR Nurse Course

General Principles of Orthognathic Surgery

Myrtle Beach, SC

November 29, 2005

MCG SOD Advanced Oral and Maxillofacial Surgery Course

Medico-legal Considerations

Major Pre-prosthetic Surgery

Infection 1

Infection 2

Biopsy Principles and Techniques

Management of Cysts and Benign Tumors

Overview of the Maxillary Sinus and Sinusitis

Salivary Gland Disease

Dentoalveolar and Soft Tissue Trauma

Diagnosis and Management of Facial Fractures

Correction of Dentofacial Deformities

Tempromandibular Disorders

Cleft Lip and Palate

Maxillofacial Reconstruction

Jan-May 2006

MCG SOD Department of Oral Medicine Lecture Series

Pulmonary Assessment

Pulmonary Disease

January 9, 2006

GEORGIA Academy of General Dentistry Annual Meeting

Alanta, GA

Oral Surgery Pearls for the General Dentist

February 4, 2006

MCG SOD Intravenous Conscious Sedation Course

Conscious Sedation Patient Management in Dental Practice

Introduction to 9 Key Elements of Office Emergency Management

Pharmacology of Adjunctive Anesthetic Agents

Office Emergencies: Preparation of the office for emergencies

Introduction to, Airway Management, Complications and Resuscitation

Preparing For an Office Evaluation

Introduction to Medical Emergency Management in the Dental Office

Cardiac Assessment, Cardiovascular Disease and Patient Selection for Conscious Sedation Pt I

Cardiac Assessment, Cardiovascular Disease and Patient Selection for Conscious Sedation PT II

Sedation and the Geriatric Patient

From Presedation Evaluation to Patient Discharge: Putting It All Together

The role of oral pre-medication in conscious sedation in dentistry. The use of oral techniques with other techniques in conscious sedation

Augusta, GA

February 8-12, 2006

Augusta Tech Dental Assisting Program

Nitrous Oxide Inhalational Anesthesia:

Indications, Pharmacology, Armamentarium, Review of Technique

Augusta, GA

Feb 18, 2006

MCG SOD Oral Implantology Course

Overview Surgical Implant Placement

Dental Implant Site Development and Preservation

February 22, 2006

MCG SOD Medically Compromised Patient Course

Pulmonary Disease

March 6, 2006

AO ASIF

Principles of Operative Treatment and Craniomaxillofacial Trauma and Reconstruction

OR Nurse Course

General Principles of Orthognathic Surgery

Providence, RI

March 18, 2006

MCG SOD Intravenous Conscious Sedation Course
Conscious Sedation Patient Management in Dental Practice
Introduction to 9 Key Elements of Office Emergency Management
Pharmacology of Adjunctive Anesthetic Agents
Office Emergencies: Preparation of the office for emergencies
Introduction to, Airway Management, Complications and Resuscitation
Preparing For an Office Evaluation
Introduction to Medical Emergency Management in the Dental Office
Cardiac Assessment, Cardiovascular Disease and Patient Selection for Conscious Sedation Pt I
Cardiac Assessment, Cardiovascular Disease and Patient Selection for Conscious Sedation PT II
Sedation and the Geriatric Patient
From Presedation Evaluation to Patient Discharge: Putting It All Together
The role of oral pre-medication in conscious sedation in dentistry. The use of oral techniques with other techniques in conscious sedation
Augusta, GA
April 12-16, 2006

Tripler Army Medical Center
Department of Oral and Maxillofacial Surgery
Schofield Army Dental Activity 1 year GPR Program
Management of the Naso-Orbital-Ethmoid Fracture
Potpourri of Oral and Maxillofacial Surgery: Overview of the Scope and Emerging Technologies
Complications of Dentoalveolar Surgery
Pathophysiology, Microbiology and Surgical Anatomy of Odontogenic Infections
Advanced Implant Surgery
Honolulu, HI
May 12-14 2006

MCG SOD Intravenous Conscious Sedation Course
Conscious Sedation Patient Management in Dental Practice
Introduction to 9 Key Elements of Office Emergency Management
Pharmacology of Adjunctive Anesthetic Agents
Office Emergencies: Preparation of the office for emergencies
Introduction to, Airway Management, Complications and Resuscitation
Preparing For an Office Evaluation
Introduction to Medical Emergency Management in the Dental Office
Cardiac Assessment, Cardiovascular Disease and Patient Selection for Conscious Sedation Pt I
Cardiac Assessment, Cardiovascular Disease and Patient Selection for Conscious Sedation PT II
Sedation and the Geriatric Patient
From Presedation Evaluation to Patient Discharge: Putting It All Together
The role of oral pre-medication in conscious sedation in dentistry. The use of oral techniques with other techniques in conscious sedation
Augusta, GA

May 14-18, 2006

Georgia Dental Society
Annual Meeting
Complications of Dentoalveolar Surgery
Pearls for the General Dentist
Miami, Florida
June, 14 2006

AO ASIF
Principles of Operative Treatment and Craniomaxillofacial Trauma and Reconstruction OR
Nurse Course
General Principles of Orthognathic Surgery
Little Rock, AK
July 8, 2006

MCG School of Dentistry
Dental Implantology Course
Advanced Implant Surgery
Implant Complications
Risk Management and Informed Consent for Implant
Surgery
Augusta, GA
July 19, 2006

MCG SOD Intravenous Conscious Sedation Course
Lectures as noted in previous courses
Augusta, GA
October 11-15, 2006

MCG SOD Intravenous Conscious Sedation Course
Lectures as noted in previous courses
Augusta, GA
December 13-17, 2006

MCG SOD MCG SOD Advanced Oral and Maxillofacial Surgery Course
Lectures as noted in previous courses
Augusta, GA
January-May 2007

MCG SOD Intravenous Conscious Sedation Course
Lectures as noted in previous courses
Augusta, GA
January 17-21, 2007

MCG SOD Oral Implantology Course
Antral Augmentation
February 16, 2007

Augusta Tech Dental Assisting Program
Nitrous Oxide Inhalational Anesthesia:
Indications, Pharmacology, Armamentarium, Review of Technique
Augusta, GA
Feb 12, 2007

MCG SOD Medically Compromised Patient Course
Pulmonary Disease
March 8, 2007

MCG SOD Intravenous Conscious Sedation Course
Lectures as noted in previous courses
Augusta, GA
March 14-18, 2007

MCG SOD Intravenous Conscious Sedation Course
Lectures as noted in previous courses
Augusta, GA
May 9-13, 2007

Madigan Army Medical Center
Oral and Maxillofacial Surgery Short Course
Trauma in the Civilian World
Gun Shot Wounds & Reconstruction
Office Emergencies
Dental Implants & Pre-Prosthetic Surgery
Complications of Dentoalveolar Surgery
Tacoma, Washington
May 14-18, 2007

MCG School of Dentistry
Dental Implantology Course
Advanced Implant Surgery
Implant Complications
Risk Management and Informed Consent for Implant Surgery
Augusta, GA
July 19, 2007

MCG SOD Intravenous Conscious Sedation Course
Lectures as noted in previous courses

Augusta, GA
August 15-19, 2007

MCG SOD Intravenous Conscious Sedation Course
Lectures as noted in previous courses
Augusta, GA
November-December 2007

MCG SOD SOD Advanced Oral and Maxillofacial Surgery Course
Lectures as noted in previous courses
Augusta, GA
January-May 2007

MCG SOD Intravenous Conscious Sedation Course
Lectures as noted in previous courses
Augusta, GA
January-February 2008

Academy Of General Dentistry Mastership Course
Atlanta, GA
Potpourri of Oral and Maxillofacial Surgery: Overview of the Scope and Emerging Technologies
Pathophysiology, Microbiology and Surgical Anatomy of Odontogenic Infections
Management of Odontogenic Infections
What the Practitioner Should Know About Antibiotics Before Prescribing
Maxillofacial Trauma Overview
Management of Dentoalveolar Trauma
Management of Soft Tissue Wounds
Principles for Performing Complicated Extractions
Complications of Dentoalveolar Surgery
Preprosthetic Surgery For the General Dentist
Implant Applications in Oral and Maxillofacial Surgery
Advanced Implant Surgery
Biopsy Principles and Techniques
February 1-3, 2008

Augusta Tech Dental Assisting Program
Nitrous Oxide Inhalational Anesthesia:
Indications, Pharmacology, Armamentarium, Review of Technique
Augusta, GA
Feb 20, 2008

MCG SOD Intravenous Conscious Sedation Course
Lectures as noted in previous courses
Augusta, GA
March-April 2008

MCG Dental Implantology Maxi Course
Implants and the Medically Compromised Patient

Atlanta, GA
April 19, 2008

MCG SOD Intravenous Conscious Sedation Course
Lectures as noted in previous courses
Augusta, GA
May-June 2008

MCG School of Dentistry
Dental Implantology Course
Advanced Implant Surgery
Implant Complications
Risk Management and Informed Consent for Implant
Surgery
Augusta, GA
July 2008

MCG SOD Intravenous Conscious Sedation Course
Lectures as noted in previous courses
Augusta, GA
August-September 2008

MCG SOD Intravenous Conscious Sedation Course
Lectures as noted in previous courses
Augusta, GA
November-December 2008

MCG SOD Department of Oral Medicine Lecture Series
Cardiac /Pulmonary Assessment
Jan 5, 2009

MCG SOD Department of Oral Medicine Lecture Series
Pacemakers, Defibrillators, and Arrhythmias
Jan 5, 2009

Augusta Tech Dental Assisting Program
Nitrous Oxide Inhalational Anesthesia:
Indications, Pharmacology, Armamentarium, Review of Technique
Augusta, GA
Feb 15, 2009

MCG SOD Intravenous Conscious Sedation Course
Lectures as noted in previous courses
Augusta, GA
March-April 2009

MCG SOD Department of Oral Medicine Lecture Series
Overview of Pulmonary Disease; Pulmonary Assessment

March 2, 2009

MCG SOD Department of Oral and Maxillofacial Radiology Lecture Series
Advanced Oral and Maxillofacial Imaging: It's application to the management of complex trauma, pathologic resection and reconstruction, and implant rehabilitation,
March 24, 2009

MCG SOD Intravenous Conscious Sedation Course
Lectures as noted in previous courses
Augusta, GA
May-June 2009

MCG School of Dentistry
Dental Implantology Course
Advanced Implant Surgery
Implant Complications
Risk Management and Informed Consent for Implant Surgery
Augusta, GA
July 2009

LAODI Implant Conference
Preparation of The office for emergencies
Review of the Emergency Drug Kit
Miami Hilton, Miami, Fla
August 20-21, 2009

MCG SOD Intravenous Conscious Sedation Course
Lectures as noted in previous courses
Augusta, GA
August- September 2009

South Carolina State Dental Society
Bisphosphonate Associated Osteonecrosis of the Jaws
Marriott Hotel
Columbia, SC
October 6, 2009

MCG SOD Intravenous Conscious Sedation Course
Lectures as noted in previous courses
Augusta, GA
November-December 2009

Georgia AGD Fall CE/Hands on Surgery Course
Exodontia principles
Preprosthetic Surgery for the General Dentist
Complications of Dentoalveolar Surgery

Principles for the Management of Impacted Teeth
Intraoral Biopsy Principles
Bisphosphonate Induced Osteonecrosis of the Jaws
Pig jaw hands on Surgery Course
November 20-21, 2009
Athens, GA.

MCG SOD Last Chance CE Series
Preparation of the Office for Emergencies
December 4, 2009

Augusta Tech Dental Assisting Program
Overview of Nitrous Oxide/O2 Inhalation Sedation
Indications, Contraindications, Pharmacology, Armamentarium, and
Technique
Feb 15, 2010
MCG SOD

MCG/AAID Dental Implant Course
Dental implants and infection
Management of Office Emergencies /
Interactive maniquin simulation lab
March 4-7, 2010
Mariott Hotel, Augusta GA
MCG Interactive Simulation Lab

Georgia Academy of General Dentistry Master Trac Course
Hands on Surgery Course
Exodontia principles
Preprosthetic Surgery for the General Dentist
Complications of Dentoalveolar Surgery
Principles for the Management of Impacted Teeth
Intraoral Biopsy Principles
Bisphosphonate Induced Osteonecrosis of the Jaws
June 4-6, 2010
Hilton perimeter Hotel, Atlanta, GA

AO North America
Multispecialty ORP Course
RIF of Comminuted Mandible Fractures
June 27-27, 2010
Westin Lombard Yorktown Center
Lombard, Ill

MCG SOD Intravenous Conscious Sedation Course

Lectures as noted in previous courses

Augusta, GA

August- September 2010

Georgia AGD Fall CE/Hands on Surgery Course

Review of Bisphosphonate Induced Osteonecrosis

Frequent Misconceptions in the Management of Office Emergencies

Preparation of the Office Physical Plant, and Personnel to Manage Office Emergencies

Review of Emergency Drugs

Review of Common Office Emergency Scenarios

Pig jaw hands on Surgery Course

September 17-18

Athens, GA.

MCG SOD Intravenous Conscious Sedation Course

Lectures as noted in previous courses

Augusta, GA

November-December 10. 2010

American Dental Society of Anesthesia

General Anesthesia and Deep Sedation Winter Course

Pharmacologic and Other Considerations for the Prevention of Post Operative Nausea and Vomiting

Misconceptions in the Management of Medical Emergencies in the Dental office When Midazolam, Fentanyl, and propofol Aren't Doing the Job

Review of basic Emergency Drugs

Renaissance Chicago Hotel, Chicago, Ill December 5-6, 2010

MCG SOD Intravenous Conscious Sedation Course

Lectures as noted in previous courses

Augusta, GA

Jan-Feb, 2011

American Society of Maxillofacial Surgeons Advanced Course

Maxillofacial Trauma/Facial Bone Osteotomies

Jacksonville. Fla

February 18-20, 2011

MCG SOD Intravenous Conscious Sedation Course
Lectures as noted in previous courses

Augusta, GA
March-April, 2011

MCG/AAID Dental Implant Course
Dental implants and infection

March 3, 2011
Mariott Hotel, Augusta GA

Mongalo Implant Institute
Anatomical/ Surgical Considerations and Techniques for Antral Augmentation

May 11-14, 2011
Marriott Casa Magna
Peurta Vallarta, Mexico

MCG SOD Intravenous Conscious Sedation Course
Lectures as noted in previous courses

Augusta, GA
May-June, 2011

Georgia Academy of General Dentistry Master Trac Course
Oral and maxillofacial Surgery Overview

June 5, 2011
Hilton perimeter Hotel, Atlanta, GA

MCG SOD Intravenous Conscious Sedation Course
Lectures as noted in previous courses

Augusta, GA
August-September, 2011

Mongalo Implant Institute
Anatomical/ Surgical Considerations and Techniques for Antral Augmentation

September 20-24, 2011
Marriott Casa Magna
Peurta Vallarta, Mexico

GHSU CDM Continuing Education
Misconceptions in the Management of Emergencies in the Dental Office
Overview of Odontogenic Infection
Brasstown Lodge
Brasstown, GA
October 14-15, 2011

Fort Benning Dental Activity AEGD Program
Exodontial Principles
Impacted teeth/Complicated Dentoalveolar Surgery
Complications of Dentoalveolar Surgery
Preprosthetic Surgery
Fort Benning, GA November 16-17, 2011

MCG SOD Intravenous Conscious Sedation Course
Lectures as noted in previous courses
Augusta, GA
November-December, 2011

GHSU Last Minute CE
Review of management of Office Emergencies
Alumni Center GHSU
December 2, 2011

GHSU CODM Intravenous Conscious Sedation Course
Lectures as noted in previous courses
GHSU CODM
Augusta, GA
January 11-15, 2012 Classroom
January 16-February 24, 2012 Hands on Clinical Portion

MCG/AAID Dental Implant Course
Dental Implants and Infection
Healing of Dental Implants
Key Focus Points in the management of office Emergencies: The Doctor, the Ancillaries, and the Physical Plant/Equipment and Drugs
March 1, 2012
Wingate by Wyndam Hotel
Atlanta, GA 30312

GHSU CODM Intravenous Conscious Sedation Course

Lectures as noted in previous courses

GHSU CODM

Augusta, GA

March 14-18, 2012 Classroom

March 19-23, April 1- 27, 2012 Hands on Clinical Portion

Mongalo Live Implant Course

Overview of Antral Augmentation , Review of the Anatomy, Surgical Techniques,
And Management of Complications

March 25-31, 2012

Marriott Casa Magna, and The Mongalo Implant Institute

Puerto Vallarta, Mexico

AO Operating Room Personnel Course

Fundamentals of Orthognathic Surgery

May 5, 2012

Waverly Hotel

Atlanta, GA

GHSU CODM Intravenous Conscious Sedation Course

Lectures as noted in previous courses

GHSU CODM

Augusta, GA

May 16-20, 2012 Classroom

May 21-June 23, 2012 Hands on Clinical Portion

Palmetto Medical Dental and Pharmaceutical Association

Athletic Maxillofacial Trauma and Trauma Overview

Review of Odontogenic Infections and Their Management

May 26, 2012

Marriott Hotel

Columbia, SC

GHSU CE Course: Management of Emergencies in the Dental Office

Why is a strategy for managing office emergencies important

Misconceptions in the management of office emergencies

Management of common emergency scenarios

June 1-2, 2012

GHSU Allied Health Auditorium
Augusta, GA

GHSU CODM Intravenous Conscious Sedation Course

Lectures as noted in previous courses

GHSU CODM

Augusta, GA

May 16-20, 2012 Classroom

May 21-June 23, 2012 Hands on Clinical Portion

GHSU CODM Intravenous Conscious Sedation Course

Lectures as noted in previous courses

GHSU CODM

Augusta, GA

August 15-20, 2012 Classroom

August 20-September 21, 2012 Hands on Clinical Portion

Mongalo Live Implant Course

Overview of Antral Augmentation, Review of the Anatomy, Surgical Techniques,
And Management of Complications

September 9-15, 2012

Marriott Casa Magna, and The Mongalo Implant Institute

Peurta Vallarta, Mexico

GHSU CODM Intravenous Conscious Sedation Course

Lectures as noted in previous courses

GHSU CODM

Augusta, GA

October 17-21, 2012 Classroom

October 22-November 16, 2012 Hands on Clinical Portion

AO Operating Room Personnel Course

Fundamentals of Orthognathic Surgery

November 2, 2012

The Henry Hotel

Dearborn, MI

GHSU CODM Intravenous Conscious Sedation Course

Lectures as noted in previous courses

GHSU CODM

Augusta, GA

January 16-20, 2013 Classroom
January 20-February 22, 2013 Hands on Clinical Portion

MCG/AAID Dental Implant Course
Dental Implants and Infection
Healing of Dental Implants
Key Focous Points in the management of office Emergencies: The Doctor, the Ancillaries, and the Phsical Plant/Equipment and Drugs
March 7, 2013
Wingate by Wyndam Hotel
Atlanta, GA 30312

GHSU CODM Intravenous Conscious Sedation Course
Lectures as noted in previous courses
GHSU CODM
Augusta, GA
March 13-17, 2013 Classroom
March 18-April 26, 2013 Hands on Clinical Portion

Palmetto Medical Dental and Pharmaceutical Association
Overview of the Management of Office Emergencies with Emphasis on the Office/Physical Plant, the Equipment, the Doctor, the Ancillaries and Administrative Personal
Review of the Action Plan for Management of Office Emergencies
April 21, 2013
Marriott Hotel and Spa
Myrtle Beach, SC

Graduate Prosthetic Residency Program
Advanced Preprosthetic Surgery and Soft Tissue Management
GRU College of Dental Medicine
April 25, 2013

GHSU CODM Intravenous Conscious Sedation Course
Lectures as noted in previous courses
GHSU CODM
Augusta, GA
May 14-19, 2013 Classroom
May 20-June 28, 2013 Hands on Clinical Portion

Mongalo Live Implant Course
Overview of Antral Augmentation
Review of the Anatomy
Surgical Techniques Overview
Management of Complications
June 1-8, 2013
Bahia Principe Resort
Dominican Republic

GHSU CE Course: Management of Emergencies in the Dental Office
Why is a strategy for managing office emergencies important?
Misconceptions in the management of office emergencies
Management of common emergency scenarios
August 9-10, 2013
GHSU Allied Health Auditorium
Augusta, GA

AO Operating Room Personnel Course
Fundamentals of Orthognathic Surgery
September 7, 2013
Sheraton River Walk Hotel
Tampa, Florida

Hiossen Dental Implant Course
Surgical Anatomy for the Implant Dentist
Radiology for the Implant Dentist
Overview of Sutures and Suturing Techniques
Surgical Principles
Complications with Placing Implants
September 21, 2013
Comfort Suites Perimeter
Atlanta, GA 30312

Augusta Dental Society
Key Components in the Management of Office Emergencies
September 10, 2013
West Lake Country Club
Augusta, GA 30907

Hiossen Dental Implant Course
Live Hands on Training
Review of Surgical Technique
Patient Selection
September 28, 2013
Dr. Lattiere Private Office
Atlanta, GA 30312

GHSU CE Course: Management of Emergencies in the Dental Office
Why a Strategy for Managing Office Emergencies Important
Misconceptions in the Management of Office Emergencies
Management of Common Emergency Scenarios
Hands on Simulation Training
October 4-5, 2013
GHSU Allied Health Auditorium
Augusta, GA

GHSU CODM Intravenous Conscious Sedation Course
Lectures as noted in previous courses
GHSU CODM
Augusta, GA
October 16-20, 2013 Classroom
October 21-December 4, 2013 Hands on Clinical Portion

US Army DENTAC Fort Jackson
1 Year AEGD Program
Principles of Exodontia
Complicated Exodontia
Complications of Dentoalveolar Surgery
Preprosthetic Surgery
Odontogenic Infection Overview: Pathophysiology, Microbiology, Anatomic
Considerations, Diagnosis, Medical and Surgical Management
November 21-22, 2013
USADENTAC Fort Jackson, SC

Georgia Department of Corrections Dental Annual Meeting
Complicated Exodontia and Associated Complications of Dentoalveolar Surgery
December 19, 2013

Forsyth, GA

GHSU CODM Intravenous Conscious Sedation Course
Lectures as noted in previous courses

GHSU CODM

Augusta, GA

January 15-19, 2014 Classroom

Jan 20-February 28, 2014 Hands on Clinical Portion

Georgia AGD Annual Meeting

Oral Surgery for the General Dentist

Suturing Techniques/Hands on Pig Lab

January 24-25, 2014

Marriott Century Center

Atlanta, GA 30345

GHSU CODM Intravenous Conscious Sedation Course
Lectures as noted in previous courses

GHSU CODM

Augusta, GA

March 12-16, 2014 Classroom

March 17-May 2, 2014 Hands on Clinical Portion

MCG/AAID Dental Implant Course

Dental Implants and Infection

Healing of Dental Implants

Key Focus Points in the management of office Emergencies: The Doctor, the
Ancillaries, and the Physical Plant/Equipment and Drugs

March 13, 2014

Wingate by Wyndam Hotel

Atlanta, GA 30312

Graduate Prosthetic Residency Program

Management of Office Emergencies:

The Office, the Equipment, The Doctor and Ancillaries

GRU College of Dental Medicine

March 20, 2014

Mongalo Live Implant Training Course

Overview of Antral Augmentation

Surgical Anatomy for the Implant Dentist

Surgical Techniques Overview
Management of Complications
March 22-29, 2014
Los Mariner Resort and Spa
Dominican Republic

Gwinnett Medical Center's Facial Trauma and Reconstruction Conference
Naso-Orbital-Ethmoid (NOE) Fractures
Contemporary approaches to treatment of NOE fractures
A sequential operative treatment plan to address such injuries
Management and complications of these NOE Fractures
May 3, 2014
Gwinnett Medical Center
Gwinnett, Georgia

GHSU CODM Intravenous Conscious Sedation Course
Lectures as noted in previous courses
GHSU CODM
Augusta, GA
May 14-18, 2014 Classroom
May 19-June 27, 2014 Hands on Clinical Portion

Medical Emergencies in the Dental Office CE Course
Preparation for Emergencies: Review of the Office Physical Plant, Emergency Equipment, the Doctor, Ancillaries, and Staff
Preparation for Emergencies: Principles for Prevention, Aids to Recognition, and a Plan for Response
Patient Assessment and Special Populations: The Geriatric Patient; The Obese Patient; and The Pregnant Patient
Review and Management of Common Office Emergencies
June 20-22, 2014
Marina Inn at Grand Dunes
Myrtle beach, South Carolina

GRU CODM Intravenous Conscious Sedation Course
Lectures as noted in previous courses
GHSU CODM
Augusta, GA
August 13-17, 2014 Classroom
August 18-September 26, 2014 Hands on Clinical Portion

GRU CODM Intravenous Conscious Sedation Course
Lectures as noted in previous courses
GHSU CODM
Augusta, GA
October 15-19, 2014 Classroom
October 20-December 6, 2014 Hands on Clinical Portion

Mongalo Live Implant Training Course
Surgical Anatomy for the Implant Dentist
Basic Implant Surgical technique
Principles of Flap Design
Review of Suturing Techniques
Management of Complications
November 10, 2014
Los Mariner Resort and Spa
Dominican Republic

GRU CODM Intravenous Conscious Sedation Course
Lectures as noted in previous courses
GHSU CODM
Augusta, GA
January 14-18, 2015 Classroom
January 19-March 5, 2015 Hands on Clinical Portion

GRU CODM Intravenous Conscious Sedation Course
Lectures as noted in previous courses
GHSU CODM
Augusta, GA
March 11-16, 2015 Classroom
March 17-May 2, 2015 Hands on Clinical Portion

GRU CODM Intravenous Conscious Sedation Course
Lectures as noted in previous courses
GHSU CODM
Augusta, GA
May 13-17, 2015 Classroom
May 18-July 1, 2015 Hands on Clinical Portion

GRU/AAID Maxi-Course.

Medical Evaluation for Dentoalveolar/Implant Surgery

Medical Emergencies and the Surgery Patient

Physiology of Inflammation, Wound Healing/Infection

Review of Osseointegration and What Effects it has During Healing Phase

May 14, 2015

GRU Alumni Center

Augusta, Georgia

GRU General Dentistry Symposium

Office Emergencies: Are You Ready?

Pharmacology of Basic Emergency Medications

Complex Exodontia for the General Practitioner

Pre-prosthetic Surgery for the General Practitioner

July 3-5, 2015

King and Prince Beach Resort

St. Simons Island, GA 31522

Oral Surgery Hands On Surgical Course

Complicated Exodontia

Principles of Flap Design

Review of Suturing Techniques

August 8, 2015

Biohorizons Implant Corporate Center

Birmingham. Alabama

GRU CODM Intravenous Conscious Sedation Course

Lectures as noted in previous courses

GHSU CODM

Augusta, GA

August 12-16, 2015 Classroom

August 17-October 2, 2015 Hands on Clinical Portion

Mongalo Oral Surgery Hands on Course

Complicated Exodontia

Overview of Preprosthetic Surgery

Principles of Flap Design

Review of Suturing Techniques

Complications of Dentoalveolar Surgery

August 22, 2015
Guadalajara, Mexico
Affordable Dentures and Implant Leadership Conference
Medical Emergencies in the Dental Practice:
Preparation of the Office for Medical Emergencies
Common Misconceptions in the Management of Office Emergencies
Pharmacology of Basic Emergency Medications

October 1, 2015
Hyatt Regency Resort and SPA
Scottsdale, Arizona

GRU CODM Intravenous Conscious Sedation Course
Lectures as noted in previous courses
GHSU CODM
Augusta, GA
October 14-18, 2015 Classroom
October 19-December 5, 2015 Hands on Clinical Portion

Mongalo Third Molar Surgery Course
Complicated Exodontia
Overview of Preprosthetic Surgery
Principles of Flap Design
Review of Suturing Techniques
Techniques for Removal of Impacted Third Molars
October 22, 2015
Guadalajara, Mexico

Affordable Leadership Conference
A comprehensive review of Pre-prosthetic Surgery for the General Dentist
November 20, 2015
Airport Marriott
Atlanta, Georgia

Mongalo Live Implant Training Course
Surgical Anatomy for the Implant Dentist
Basic Implant Surgical technique
Principles of Flap Design
Review of Suturing Techniques
February 7, 2016
Guadalajara, Mexico

Academy of General Dentistry Master Track Symposium
Medical Evaluation of the Dentoalveolar Surgery Patient
Complex Exodontia for the General Dentist
Principles of Mucogingival Flap Design, Reflection, and Mobilization
Basic Suturing principles, Techniques, and Armamentarium
Review of Preprosthetic Surgery for the Dental Practitioner
Principles in the Management of the Impacted Third Molar for the General Dentist
Complications of Dentoalveolar Surgery
Odontogenic Infections Part 1:
 Host Defenses: Local, Cellular and Humoral
 Pathophysiology
 Microbiology
 Anatomic considerations
Odontogenic Infections Part 2:
 Radiologic Evaluation
 Diagnosis
 Management principles
 Principles of Treatment
Alveolar Ridge management: Socket Grafting
Misconceptions in the Management of Dental Office Medical Emergencies
Key Focus Points in the Management of Medical Emergencies
Evaluation of the Office, Equipment and Personnel for Medical Emergencies
Airway Management and Resuscitation for the Dental Practitioner
Prevention, Recognition, and Development of a Basic Action Plan
Management of Common Office Emergencies
Soft Tissue Biopsy Principles and Techniques for the General Dentist
May 6-7, 2016
Atlanta, GA

Intravenous Conscious Sedation Course

Lectures as noted in previous courses
Augusta University Dental College of Georgia
Augusta, GA
May 11-15, 2016 Classroom
May 16-July 1, 2016 Hands on Clinical Portion

Live Implant Training

Anatomic Considerations for the Maxilla and Mandible for the Implant Dentist:

“Identification of Anatomic Potholes “

Complex Exodontia

Principles for Mucogingival Flap Design Development and Mobilization

Suturing Principles and Armamentarium

Control of Hemorrhage and Hemostatic Agents for the Implant Dentist

Patient Evaluation

June 4-11, 2016

Guadalajara, Mexico

HIOSEN Implant Course

Anatomic Considerations for the Maxilla and Mandible for the Implant Dentist:

“Identification of Anatomic Potholes “Complex Exodontia

Principles for Mucogingival Flap Design Development and Mobilization

Suturing Principles and Armamentarium

Anatomic Considerations of the Maxillary Sinus, and Commonly Encountered Complications

Antral Augmentation using the Caldwell Luc Lateral Window Approach

Antral Augmentation using the Intracrestal approach

Antral Augmentation using the Lateral Window Kit

June 24-25, 2016

Atlanta, Georgia

Intravenous Conscious Sedation Course

Lectures as noted in previous courses

Augusta University Dental College of Georgia

Augusta, GA

August 11-14, 2016 Classroom

August 15- September 19, 2016

Intravenous Conscious Sedation Course

Lectures as noted in previous courses

Augusta University Dental College of Georgia

Augusta, GA

October 12-16, 2016 Classroom

October 17-December 5, 2016 Hands on Clinical Portion

Advanced Oral and Maxillofacial Surgery

Principles Complex Exodontia Part I

Medicolegal Considerations

OMFS 5003

AU Educational Commons 1110

January 10, 2017

Intravenous Conscious Sedation Course

Lectures as noted in previous courses

Augusta University Dental College of Georgia

Augusta, GA

January 11-15, 2017 Classroom

January 15-February 27, 2017 Hands on Clinical Portion

Advanced Oral and Maxillofacial Surgery

Principles of Complex Exodontia Part II

Principles of Tissue Re-approximation and Suturing

OMFS 5003

AU Educational Commons 1110

January 17, 2017

Factors Critical for Managing Office Medical Emergencies

Pharmacology of Emergency Medications

Georgia Academy of General Dentistry

Atlanta Century City Marriott Hotel

January 26-28, 2017

Advanced Oral and Maxillofacial Surgery

Microbiological and Anatomic Considerations of Odontogenic Infection

Advanced Oral and Maxillofacial Surgery

OMFS 5003 Lecture Series

AU Educational Commons 1110

January 24, 2017

Anatomic Considerations for Maxillary and Mandibular Local Anesthesia

DANA 5002

CL 1103

January 30, 2017

Advanced Oral and Maxillofacial Surgery

Principles in the Diagnosis and Clinical Management of Odontogenic Infection

OMFS 5003 Lecture Series

AU Educational Commons 1110

January 31, 2017

Advanced Oral and Maxillofacial Surgery

Oral Biopsy Principles and Techniques

OMFS 5003 Lecture Series

AU Educational Commons 1110

February 7, 2017

Advanced Oral and Maxillofacial Surgery

Management of Odontogenic Cysts and Tumors

OMFS 5003 Lecture Series

AU Educational Commons 1110

February 14, 2017

Advanced Oral and Maxillofacial Surgery

Anatomic and Clinical Consideration of the Maxillary Sinus

OMFS 5003 Lecture Series

AU Educational Commons 1110

February 21, 2017

Indications for Orthognathic Surgery

Review of Commonly Used Orthognathic Surgery Osteotomies

Common Complications of Orthognathic Surgery

Georgia School of Orthodontics

Atlanta, Georgia

February 24, 2017

Advanced Oral and Maxillofacial Surgery

Salivary Gland Disorders

OMFS 5003 Lecture Series

AU Educational Commons 1110

March 7, 2017

Orthodontic Lecture Series

Review of Head and Neck Anatomy for the Orthodontic Resident

Orthodontic Conference Room DCG

March 13, 2017

Advanced Oral and Maxillofacial Surgery

Overview of Dentoalveolar and Soft Tissue Trauma

OMFS 5003 Lecture Series

AU Educational Commons 1110

March 14, 2017

Intravenous Conscious Sedation Course

Lectures as noted in previous courses

Augusta University Dental College of Georgia

Augusta, GA

March 15-19, 2017 Classroom

March 20-May 5, 2017 Hands on Clinical Portion

Advanced Oral and Maxillofacial Surgery

Management of Facial Bone Fractures

OMFS 5003 Lecture Series

AU Educational Commons 1110

March 21, 2017

Advanced Oral and Maxillofacial Surgery

Correction of Dentoskeletal Deformities

OMFS 5003 Lecture Series

AU Educational Commons 1110

March 28, 2017

Maxillary Sinus Grafting: Review of Common Techniques

Implant 5001

AU Educational Commons 1110

April 10, 2017

Advanced Oral and Maxillofacial Surgery

Overview of Temporomandibular Disorders

OMFS 5003 Lecture Series

AU Educational Commons 1110

April 11, 2017

Grad Pros Lecture Series

Suturing Principles and Techniques

Hands on Techniques Course

Grad pros Conference room

April 17, 2017

Advanced Oral and Maxillofacial Surgery

Overview of Cleft Lip and Palate

OMFS 5003 Lecture Series

AU Educational Commons 1110

April 18, 2017

Advanced Oral and Maxillofacial Surgery

Principles of Maxillofacial Reconstruction

OMFS 5003 Lecture Series

AU Educational Commons 1110

April 25, 2017

Review of Head and Neck Anatomy for the Orthodontic Resident

Management of Office Medical Emergencies

Georgia School of Orthodontics

Atlanta, Georgia

April 28, 2017

Full Thickness Mucoperiosteal Flap Design and Execution

Graduate Prosthodontics

Grad Pros Conference Room DCG

May 8, 2017

Intravenous Conscious Sedation Course

Lectures as noted in previous courses

Augusta University Dental College of Georgia

Augusta, GA

May 17-21, 2017 Classroom

May 22-June 30, 2017 Hands on Clinical Portion

Oral Surgery for the General Dentist:

Patient Assessment

Complex Exodontia

Preprosthetic Surgery

Complications of Dentoalveolar Surgery

AGD Annual Meeting

Caesars Palace, Las Vegas
July 13-16, 2017

DCG Implant Symposia (CLCR 8014 Implant Dentistry Course)

Implant Informed Consent

Implant Risk Assessment and Management

Educational Commons

July 19, 2017

Brighter Way Dental Institute

Live Surgery Course Teaching Faculty

Phoenix, Arizona

August 2-5, 2017

Intravenous Conscious Sedation Course

Lectures as noted in previous courses

Augusta University Dental College of Georgia

Augusta, GA

August 16-20, 2017

August 21-September 5, 2017 Hands on Clinical Portion

Factors Critical For Managing Dental Office Medical Emergencies

Indications and Pharmacology of Emergency Medications

South Carolina Central District Dental Society meeting

Columbia, South Carolina

September 8, 2017

Overview of Preprosthetic Surgery

Pros 5001

AU DCG Simulation Lab

September 25, 2017

Intravenous Conscious Sedation Course

Lectures as noted in previous courses

Augusta University Dental College of Georgia

Augusta, GA

October 11-15, 2017 Classroom

October 16-November 30, 2017 Hands on Clinical Portion

Fundamentals in History Taking and Patient Assessment

SNDA Group Presentation
AU Educational Commons
October 24, 2017

Principles of Preprosthetic Surgery

Affordable Dentures and Implants
Airport Marriott Hotel
Atlanta, Georgia
November 3, 2017

Brighter Way Dental Institute

Live Surgery Course Teaching Faculty
Phoenix, Arizona
December 6-9, 2017

Principles Complex Exodontia Part I

Medicolegal Considerations
Advanced Oral and Maxillofacial Surgery
OMFS 5003
AU Educational Commons 1110
January 9, 2018

Intravenous Conscious Sedation Course

Lectures as noted in previous courses
Augusta University Dental College of Georgia
Augusta, GA
January 10-14, 2018 Classroom sessions
January 15-March 2, 2018

Principles of Complex Exodontia Part II

Principles of Tissue Re-approximation and Suturing
Advanced Oral and Maxillofacial Surgery
OMFS 5003
AU Educational Commons 1110
January 16, 2018

Microbiological and Anatomic Considerations of Odontogenic Infection

Advanced Oral and Maxillofacial Surgery

OMFS 5003 Lecture Series
AU Educational Commons 1110
January 23, 2018

Principles in the Diagnosis and Clinical Management of Odontogenic Infection

Advanced Oral and Maxillofacial Surgery

OMFS 5003 Lecture Series

AU Educational Commons 1110

January 30, 2018

Oral Biopsy Principles and Techniques

Advanced Oral and Maxillofacial Surgery

OMFS 5003 Lecture Series

AU Educational Commons 1110

February 6, 2018

Management of Odontogenic Cysts and Tumors

Advanced Oral and Maxillofacial Surgery

OMFS 5003 Lecture Series

AU Educational Commons 1110

February 13, 2018

Complications of Dentoalveolar Surgery

TXPL 5002 Course

AU Educational Commons 1120

February 19, 2018

Anatomic and Clinical Consideration of the Maxillary Sinus

Advanced Oral and Maxillofacial Surgery

OMFS 5003 Lecture Series

AU Educational Commons 1110

February 20, 2018

Salivary Gland Disorders

Advanced Oral and Maxillofacial Surgery

OMFS 5003 Lecture Series

AU Educational Commons 1110

March 6, 2018

Overview of Dentoalveolar and Soft Tissue Trauma

Advanced Oral and Maxillofacial Surgery

OMFS 5003 Lecture Series

AU Educational Commons 1110

March 13, 2018

Intravenous Conscious Sedation Course

Lectures as noted in previous courses
Augusta University Dental College of Georgia
Augusta, GA
March 14-18, 2018 Classroom Sessions
March 19-May 4, 2018

Management of Facial Bone Fractures

Advanced Oral and Maxillofacial Surgery
OMFS 5003 Lecture Series
AU Educational Commons 1110
March 20, 2018

Correction of Dentoskeletal Deformities

Advanced Oral and Maxillofacial Surgery
OMFS 5003 Lecture Series
AU Educational Commons 1110
March 27, 2018

Overview of Temporomandibular Disorders

Advanced Oral and Maxillofacial Surgery
OMFS 5003 Lecture Series
AU Educational Commons 1110
April 10, 2018

Overview of Cleft Lip and Palate

Advanced Oral and Maxillofacial Surgery
OMFS 5003 Lecture Series
AU Educational Commons 1110
April 18, 2018

Principles of Maxillofacial Reconstruction

Advanced Oral and Maxillofacial Surgery
OMFS 5003 Lecture Series
AU Educational Commons 1110
April 25, 2018

Intravenous Conscious Sedation Course

Lectures for Updated Course Curriculum:

Philosophy and Rationale for Intravenous Sedation

Requirements for IV Sedation

Routes of Administration

IV Sedation Patient Monitoring

ADA Guidelines for the Use of IV Sedation

Pharmacology of Benzodiazepines, and Reversal Agents

Pharmacology Local Anesthesia

IV Sedation Patient Assessment

Basic Airway Management and Resuscitation part I and II

IV Conscious Sedation Documentation and Review of the Sedation

Armamentarium

Overview of Venipuncture Anatomy and Technique

Pharmacology of Adjunctive Anesthetic Agents

The Role of Nitrous Oxide in Conscious Sedation

Misconceptions in the Management of Office Emergencies

Review of Basic Emergency Medications, Pharmacology and Indications

Anesthetic Management of Common Systemic Illnesses/Conditions Part I, II, and III

Factors Critical to Managing Office Medical Emergencies

Office Emergency prevention, Recognition, and the Basic Action Plan

Management of Commonly Occurring Dental Office Medical Emergencies and

Adverse Events Part I, and II

Patient recovery and Discharge Management of Commonly Occurring Dental

Sedation and Special Patient Populations: Sedation and the Geriatric Patient

Sedation of the Obese Patient

From Pre-sedation Evaluation to Patient Discharge: Putting It All Together

Common Dosing Calculations

Management of the Anxious patient. The role of oral pre-medication in conscious sedation in dentistry

Preparation for the Office Anesthesia Evaluation Pt I

Managing Emergencies: 9 Key Elements of Office Emergency Management

Preparation for the Office Anesthesia Evaluation PT II

Review of Prevention, Recognition, and Implementation of the Basic Action Plan

Review of sedation principles and pearls

Augusta University Dental College of Georgia

Augusta, GA

May 16-20, 2018 Classroom Sessions

May 21-June 22, 2018 hands on Clinical

Intravenous Conscious Sedation Course

Lectures for Updated Course Curriculum:

Philosophy and Rationale for Intravenous Sedation

Requirements for IV Sedation

Routes of Administration

IV Sedation Patient Monitoring

ADA Guidelines for the Use of IV Sedation

Pharmacology of Benzodiazepines, and Reversal Agents

Pharmacology Local Anesthesia

IV Sedation Patient Assessment

Basic Airway Management and Resuscitation part I and II

IV Conscious Sedation Documentation and Review of the Sedation

Armamentarium

Overview of Venipuncture Anatomy and Technique

Pharmacology of Adjunctive Anesthetic Agents

The Role of Nitrous Oxide in Conscious Sedation

Misconceptions in the Management of Office Emergencies

Review of Basic Emergency Medications, Pharmacology and Indications

Anesthetic Management of Common Systemic Illnesses/Conditions Part I, II, and III

Factors Critical to Managing Office Medical Emergencies

Office Emergency prevention, Recognition, and the Basic Action Plan

Management of Commonly Occurring Dental Office Medical Emergencies and

Adverse Events Part I, and II

Patient recovery and Discharge Management of Commonly Occurring Dental

Sedation and Special Patient Populations: Sedation and the Geriatric Patient

Sedation of the Obese Patient

From Pre-sedation Evaluation to Patient Discharge: Putting It All Together

Common Dosing Calculations

Management of the Anxious patient. The role of oral pre-medication in conscious sedation in dentistry

Preparation for the Office Anesthesia Evaluation Pt I

Managing Emergencies: 9 Key Elements of Office Emergency Management

Preparation for the Office Anesthesia Evaluation PT II

Review of Prevention, Recognition, and Implementation of the Basic Action Plan

Review of sedation principles and pearls

Augusta University Dental College of Georgia

Augusta, GA

Aug 14-18, 2018 Classroom Sessions

Aug 19-Sept 27, 2018 hands on Clinical

Intravenous Conscious Sedation Course

Lectures for Updated Course Curriculum:

Philosophy and Rationale for Intravenous Sedation

Requirements for IV Sedation

Routes of Administration

IV Sedation Patient Monitoring

ADA Guidelines for the Use of IV Sedation

Pharmacology of Benzodiazepines, and Reversal Agents

Pharmacology Local Anesthesia

IV Sedation Patient Assessment

Basic Airway Management and Resuscitation part I and II

IV Conscious Sedation Documentation and Review of the Sedation

Armamentarium

Overview of Venipuncture Anatomy and Technique

Pharmacology of Adjunctive Anesthetic Agents

The Role of Nitrous Oxide in Conscious Sedation

Misconceptions in the Management of Office Emergencies

Review of Basic Emergency Medications, Pharmacology and Indications

Anesthetic Management of Common Systemic Illnesses/Conditions Part I, II, and III

Factors Critical to Managing Office Medical Emergencies

Office Emergency prevention, Recognition, and the Basic Action Plan

Management of Commonly Occurring Dental Office Medical Emergencies and

Adverse Events Part I, and II

Patient recovery and Discharge Management of Commonly Occurring Dental

Sedation and Special Patient Populations: Sedation and the Geriatric Patient

Sedation of the Obese Patient

From Pre-sedation Evaluation to Patient Discharge: Putting It All Together

Common Dosing Calculations

Management of the Anxious patient. The role of oral pre-medication in conscious sedation in dentistry

Preparation for the Office Anesthesia Evaluation Pt I

Managing Emergencies: 9 Key Elements of Office Emergency Management

Preparation for the Office Anesthesia Evaluation PT II

Review of Prevention, Recognition, and Implementation of the Basic Action Plan

Review of sedation principles and pearls

Augusta University Dental College of Georgia

Augusta, GA

Oct 16-20, 2018 Classroom Sessions

Oct 21-NOV 22, 2018 hands on Clinical

OMFS 5003 Advanced Oral Surgery Lecture Series

Patient Assessment

AU Education Commons1120

January 8, 2019

OMFS 5003 Advanced Oral Surgery Lecture Series

Complex Exodontia Pt 1

AU Education Commons1120

January 15. 2019

OMFS 5003 Advanced Oral Surgery Lecture Series

Complex Exodontia Pt 2

AU Education Commons1120

January 22. 2019

OMFS 5003 Advanced Oral Surgery Lecture Series

Odontogenic Infection Pt 1

AU Education Commons1120

January 29. 2019

Implant Pathways Symposium

Complex Exodontia, Mucoperiosteal Flap Management, and Alveoloplasty for
Implant Placement

Patient Assessment

Factors critical to managing Office Emergencies

Review of the Indication and Pharmacology of Basic Emergency Drugs

Management of Frequently Occurring Office Medical Emergencies

Phoenix Downtown Renaissance Hotel

Phoenix, Arizona

Jan 31-Feb 3, 2019

OMFS 5003 Advanced Oral Surgery Lecture Series

Odontogenic Infection Pt 2

AU Education Commons1120

February 5, 2019

OMFS 5003 Advanced Oral Surgery Lecture Series

Maxillary Sinus Overview

AU Education Commons1120

February 19, 2019 2019

OMFS 5003 Advanced Oral Surgery Lecture Series

Biopsy Principles and Indications

AU Education Commons 1120

March 12, 2019. 2019

Intravenous Conscious Sedation Course

Lectures for Updated Course Curriculum:

Philosophy and Rationale for Intravenous Sedation

Requirements for IV Sedation

Routes of Administration

IV Sedation Patient Monitoring

ADA Guidelines for the Use of IV Sedation

Pharmacology of Benzodiazepines, and Reversal Agents

Pharmacology Local Anesthesia

IV Sedation Patient Assessment

Basic Airway Management and Resuscitation part I and II

IV Conscious Sedation Documentation and Review of the Sedation

Armamentarium

Overview of Venipuncture Anatomy and Technique

Pharmacology of Adjunctive Anesthetic Agents

The Role of Nitrous Oxide in Conscious Sedation

Misconceptions in the Management of Office Emergencies

Review of Basic Emergency Medications, Pharmacology and Indications

Anesthetic Management of Common Systemic Illnesses/Conditions Part I, II, and III

Factors Critical to Managing Office Medical Emergencies

Office Emergency prevention, Recognition, and the Basic Action Plan

Management of Commonly Occurring Dental Office Medical Emergencies and

Adverse Events Part I, and II

Patient recovery and Discharge Management of Commonly Occurring Dental

Sedation and Special Patient Populations: Sedation and the Geriatric Patient

Sedation of the Obese Patient

From Pre-sedation Evaluation to Patient Discharge: Putting It All Together

Common Dosing Calculations

Management of the Anxious Patient. The role of oral pre-medication in conscious sedation in dentistry

Preparation for the Office Anesthesia Evaluation Pt I

Managing Emergencies: 9 Key Elements of Office Emergency Management

Preparation for the Office Anesthesia Evaluation PT II

Review of Prevention, Recognition, and Implementation of the Basic Action Plan

Review of sedation principles and pearls
Augusta University Dental College of Georgia
Augusta, GA
Mar 13-17, 2019 Classroom Sessions
Mar 18-April 26, 2019 Hands on Clinical

OMFS 5003 Advanced Oral Surgery Lecture Series

Correction of Dentoskeletal Deformities
AU Education Commons1120
March 28, 2019

OMFS 5003 Advanced Oral Surgery Lecture Series

Cleft Lip and Palate
AU Education Commons1120
April 18, 2019 2019

Intravenous Conscious Sedation Course

Lectures for Updated Course Curriculum:
Philosophy and Rationale for Intravenous Sedation
Requirements for IV Sedation
Routes of Administration
IV Sedation Patient Monitoring
ADA Guidelines for the Use of IV Sedation
Pharmacology of Benzodiazepines, and Reversal Agents
Pharmacology Local Anesthesia
IV Sedation Patient Assessment
Basic Airway Management and Resuscitation part I and II
IV Conscious Sedation Documentation and Review of the Sedation
Armamentarium
Overview of Venipuncture Anatomy and Technique
Pharmacology of Adjunctive Anesthetic Agents
The Role of Nitrous Oxide in Conscious Sedation
Misconceptions in the Management of Office Emergencies
Review of Basic Emergency Medications, Pharmacology and Indications
Anesthetic Management of Common Systemic Illnesses/Conditions Part I, II, and III
Factors Critical to Managing Office Medical Emergencies
Office Emergency prevention, Recognition, and the Basic Action Plan
Management of Commonly Occurring Dental Office Medical Emergencies and
Adverse Events Part I, and II
Patient recovery and Discharge Management of Commonly Occurring Emergencies
Dental Sedation and Special Patient Populations: Sedation and the Geriatric Patient

Sedation of the Obese Patient

From Pre-sedation Evaluation to Patient Discharge: Putting It All Together

Common Dosing Calculations

Management of the Anxious patient. The role of oral pre-medication in conscious sedation in dentistry

Preparation for the Office Anesthesia Evaluation Pt I

Managing Emergencies: 9 Key Elements of Office Emergency Management

Preparation for the Office Anesthesia Evaluation PT II

Review of Prevention, Recognition, and Implementation of the Basic Action Plan

Review of sedation principles and pearls

Augusta University Dental College of Georgia

Augusta, GA

May15-19, 2019 Classroom Sessions

May 20-Jun 21, 2019 Hands on Clinical

Emergency Preparedness Lecture Series

Patient Assessment

Prevention, Recognition, Management and the Basic Action Plan

Factors Critical for management of Dental Office Emergencies

Airway Management and Resuscitation

Review of Emergency Medications

DCG Emergency Protocols

DCG

July 10, 2019

CLCR 8014 Implant Dentistry Course

Sinus Augmentation Techniques

Implant Informed Consent and Risk management

AU DCG

July 15,2019

Kiawah Island CE

Patient Assessment

Prevention, Recognition, Management and the Basic Action Plan

Review of Emergency Drugs for the Dental Practitioner

Management of Frequently Occurring Dental Office Emergencies

Complex Exodontia, Mucogingival Flaps and Alveoloplasty

Kiawah Island, SC

July 18-19,2019

Department of Periodontology Lecture Series

Review of Emergency Drugs and the Emergency Crash Cart

Hands on Demonstration

DCG Department of Periodontology

August 2, 2019

Intravenous Conscious Sedation Course

Philosophy and Rationale for Intravenous Sedation

Requirements for IV Sedation

Routes of Administration

IV Sedation Patient Monitoring

ADA Guidelines for the Use of IV Sedation

Pharmacology of Benzodiazepines, and Reversal Agents

Pharmacology Local Anesthesia

IV Sedation Patient Assessment

Basic Airway Management and Resuscitation part I and II

IV Conscious Sedation Documentation and Review of the Sedation

Armamentarium

Overview of Venipuncture Anatomy and Technique

Pharmacology of Adjunctive Anesthetic Agents

The Role of Nitrous Oxide in Conscious Sedation

Misconceptions in the Management of Office Emergencies

Review of Basic Emergency Medications, Pharmacology and Indications

Anesthetic Management of Common Systemic Illnesses/Conditions Part I, II, and III

Factors Critical to Managing Office Medical Emergencies

Office Emergency prevention, Recognition, and the Basic Action Plan

Management of Commonly Occurring Dental Office Medical Emergencies and Adverse Events Part I, and II

Patient recovery and Discharge Management of Commonly Occurring Dental

Sedation and Special Patient Populations: Sedation and the Geriatric Patient

Sedation of the Obese Patient

From Pre-sedation Evaluation to Patient Discharge: Putting It All Together

Common Dosing Calculations

Management of the Anxious patient. The role of oral pre-medication in conscious sedation in dentistry

Preparation for the Office Anesthesia Evaluation Pt I

Managing Emergencies: 9 Key Elements of Office Emergency Management

Preparation for the Office Anesthesia Evaluation PT II

Review of Prevention, Recognition, and Implementation of the Basic Action Plan

Review of sedation principles and pearls

Augusta University Dental College of Georgia
Augusta, GA
August 14-18, 2019

Grad Pros Lecture Series

Interactive review of 13 Common Office Emergency Scenarios
Review of the Pathophysiology of the 13 Common Office Emergencies
Grad Pros Department
September 23, 2019

Intravenous Conscious Sedation Course

Philosophy and Rationale for Intravenous Sedation
Requirements for IV Sedation
Routes of Administration
IV Sedation Patient Monitoring
ADA Guidelines for the Use of IV Sedation
Pharmacology of Benzodiazepines, and Reversal Agents
Pharmacology Local Anesthesia
IV Sedation Patient Assessment
Basic Airway Management and Resuscitation part I and II
IV Conscious Sedation Documentation and Review of the Sedation
Armamentarium
Overview of Venipuncture Anatomy and Technique
Pharmacology of Adjunctive Anesthetic Agents
The Role of Nitrous Oxide in Conscious Sedation
Misconceptions in the Management of Office Emergencies
Review of Basic Emergency Medications, Pharmacology and Indications
Anesthetic Management of Common Systemic Illnesses/Conditions Part I, II, III
Factors Critical to Managing Office Medical Emergencies
Office Emergency prevention, Recognition, and the Basic Action Plan
Management of Commonly Occurring Dental Office Medical Emergencies and Adverse Events Part I, and II
Patient Recovery and Discharge
Dental Sedation and Special Patient Populations: Sedation and the Geriatric Patient
Sedation of the Obese Patient
From Pre-sedation Evaluation to Patient Discharge: Putting It All Together
Common Dosing Calculations
Management of the Anxious patient. The role of oral pre-medication in conscious sedation in dentistry
Preparation for the Office Anesthesia Evaluation Pt I
Managing Emergencies: 9 Key Elements of Office Emergency Management

Preparation for the Office Anesthesia Evaluation PT II
Review of Prevention, Recognition, and Implementation of the Basic Action Plan
Review of sedation principles and pearls
Augusta University Dental College of Georgia
Augusta, GA
October 9-13, 2019

Grad Pros Lecture Series

Factors Critical for Managing Dental Office Emergencies
Prevention, Recognition, and Implementation of the Basic Action Plan
Grad Pros Department
October 14, 2019

Otolaryngology Lecture Series

Anatomic Basis for Local Anesthesia of the Fifth Cranial Nerve
AU Department of Otolaryngology
October 28, 2019

Last Chance CE

Oral Surgery for the General Practitioner
Complicated Exodontia, Flaps, Alveoloplasty and complications
Factors critical to managing office emergencies
Prevention recognition and management of office emergencies
Augusta University Dental College of Georgia
Augusta, GA
December 6, 2019

DCG Faculty Retreat

Cardiovascular Health Issues, Dental Management and Emergency Protocols
Augusta University Dental College of Georgia
Augusta, GA
December 18, 2019

Intravenous Conscious Sedation Course

Philosophy and Rationale for Intravenous Sedation
Requirements for IV Sedation
Routes of Administration
IV Sedation Patient Monitoring
ADA Guidelines for the Use of IV Sedation
Pharmacology of Benzodiazepines, and Reversal Agents
Pharmacology Local Anesthesia

IV Sedation Patient Assessment

Basic Airway Management and Resuscitation part I and II

IV Conscious Sedation Documentation and Review of the Sedation
Armamentarium

Overview of Venipuncture Anatomy and Technique

Pharmacology of Adjunctive Anesthetic Agents

The Role of Nitrous Oxide in Conscious Sedation

Misconceptions in the Management of Office Emergencies

Review of Basic Emergency Medications, Pharmacology and Indications

Anesthetic Management of Common Systemic Illnesses/Conditions Part I, II,III

Factors Critical to Managing Office Medical Emergencies

Office Emergency prevention, Recognition, and the Basic Action Plan

Management of Commonly Occurring Dental Office Medical Emergencies and
Adverse Events Part I, and II

Patient Recovery and Discharge

Dental Sedation and Special Patient Populations: Sedation and the Geriatric Patient

Sedation of the Obese Patient

From Pre-sedation Evaluation to Patient Discharge: Putting It All Together

Common Dosing Calculations

Management of the Anxious patient. The role of oral pre-medication in conscious
sedation in dentistry

Preparation for the Office Anesthesia Evaluation Pt I

Managing Emergencies: 9 Key Elements of Office Emergency Management

Preparation for the Office Anesthesia Evaluation PT II

Review of Prevention, Recognition, and Implementation of the Basic Action Plan

Review of sedation principles and pearls

Augusta University Dental College of Georgia

Augusta, GA

January 15-19, 2020

Intravenous Conscious Sedation Course

Philosophy and Rationale for Intravenous Sedation

Requirements for IV Sedation

Routes of Administration

IV Sedation Patient Monitoring

ADA Guidelines for the Use of IV Sedation

Pharmacology of Benzodiazepines, and Reversal Agents

Pharmacology Local Anesthesia

IV Sedation Patient Assessment

Basic Airway Management and Resuscitation part I and II

IV Conscious Sedation Documentation and Review of the Sedation

Armamentarium

Overview of Venipuncture Anatomy and Technique

Pharmacology of Adjunctive Anesthetic Agents

The Role of Nitrous Oxide in Conscious Sedation

Misconceptions in the Management of Office Emergencies

Review of Basic Emergency Medications, Pharmacology and Indications

Anesthetic Management of Common Systemic Illnesses/Conditions Part I, II,III

Factors Critical to Managing Office Medical Emergencies

Office Emergency prevention, Recognition, and the Basic Action Plan

Management of Commonly Occurring Dental Office Medical Emergencies and Adverse Events Part I, and II

Patient Recovery and Discharge

Dental Sedation and Special Patient Populations: Sedation and the Geriatric Patient

Sedation of the Obese Patient

From Pre-sedation Evaluation to Patient Discharge: Putting It All Together

Common Dosing Calculations

Management of the Anxious patient. The role of oral pre-medication in conscious sedation in dentistry

Preparation for the Office Anesthesia Evaluation Pt I

Managing Emergencies: 9 Key Elements of Office Emergency Management

Preparation for the Office Anesthesia Evaluation PT II

Review of Prevention, Recognition, and Implementation of the Basic Action Plan

Review of sedation principles and pearls

Augusta University Dental College of Georgia

Augusta, GA

March 13-17, 2019

WEBINARS

Affordable Care Affiliated Dentists

Webinar on Oral Surgery for the General Dentist Part I
April 30, 2015

Affordable Care Affiliated Dentists
Webinar on Oral Surgery for the General Dentist Part II
May 7, 2015



South Dakota State Board of Dentistry

P.O. Box 1079, 1351 N. Harrison Ave. Pierre, SD 57501-1079

Ph: 605-224-1282

Fax: 1-888-425-3032

E-mail: contactus@sdboardofdentistry.com

www.sdboardofdentistry.org

2021 Permit to Monitor Patients Under Anesthesia Course Review

Course Title: Assisting on the Sedated Patient

Course Sponsor: Dentinomics

Location: Utah

Name of person submitting information: Kevin Croft

Email address: dentinomics@gmail.com

Phone: 8014775337

Title: President

Date: 3/4/2021

Verified as correct and unchanged via email by Dr. Croft 3/16/2023

Is this course intended to provide the basic information needed for dental assistants to become permitted to monitor patients under anesthesia? ☒ Yes ☐ No

Number of hours of instruction: 8

Is this course AGD PACE or ADA CERP approved? ☒ Yes ☐ No

ACD PACE Provider Number: 365390

ADA CERP Provider Number: _____

Has this course substantially changed since the 2020 course? ☐ Yes ☒ No

If yes, please note changes on a separate page.

☒ Course syllabus and instructor CV are attached.

Dentinomics

Outline of Didactic Coursework

Intro to Mod. Sedation & Dent. Phlebotomy

Quiz

Components of a Patient Workup 1 of 2

Components of the Patient Workup 2 of 2

Quiz

Blood Pressure Cuff Basics and other Monitoring Training

Quiz

Airway, Airway, Airway 1 of 2

Nasal Cavity

Pharynx

Larynx

Quiz

Airway, Airway, Airway 2 of 2

Pulmonary and Systemic Circulation

Quiz

Route of Administration

Quiz

The Sedation Spectrum

Quiz

Treatment Planning Sedation

Quiz

Intro to Pharmacology

Pharmacology of Local Anesthesia

Quiz

Basic Pharmacology

Quiz

Basic Pharmacology

Quiz

Sedative Pharmacology 1

Quiz

Sedative Pharmacology 2

Quiz

Anesthetic Technique: Workup, Equipment, Monitoring & Charting

Perioperative Monitoring and Considerations 1

Perioperative Monitoring and Considerations 2

Perioperative Monitoring and Considerations 3

Perioperative Monitoring and Considerations 4

Perioperative Monitoring and Considerations 4 of 4a

Quiz

Airway MANAGEMENT techniques 1

Precordial Stethoscope

Airway MANAGEMENT techniques 2

Capnography

IV access and admin 1

IV Catheterization

IV access and admin 2

IV Push and Flush

Post-Op Management, Transfer to Support Staff, Discharge Criteria

IV access and admin

Quiz

Charting & Monitoring 1

Quiz

Charting & Monitoring 2

Quiz

General Management Principals of Complications 1

General Management Principals of Complications 2

Quiz

O2 Dissociation Curve

General Management Principals of Complications

PPV

Quiz

Complications-Airway 1

Complications-Airway 2

Quiz

Review and Conclusions

Review Session 1

Resources

[ADA Guidelines for Sedation Dentists.pdf](#)

[Recovery_form_generic.jpg](#)

[ADA-AAPDSample-Sedation-Record-GenericMASTER_V2.pdf](#)

[sedation_charting_sample.1.pdf](#)

[sedation_charting_sample.2.pdf](#)

[sedation_charting_sample.3.pdf](#)

[8.0a Essential drugs and equipment for medical emergencies](#)

[8.0e Preparing dental office staff members for emergencies.p](#)

df

.pdf
df



South Dakota State Board of Dentistry

P.O. Box 1079, 1351 N. Harrison Ave. Pierre, SD 57501-1079

Ph: 605-224-1282

Fax: 1-888-425-3032

E-mail: contactus@sdboardofdentistry.com

www.sdboardofdentistry.org

Permit to Monitor Patients Under Anesthesia Course Review

Please submit this form with a course syllabus and instructor CV to contactus@sdboardofdentistry.com by March 17.

The Board will review courses annually and may only approve courses that have submitted documentation necessary to verify that the course requirements outlined in ARSD 20:43:09:10 have been met. If a completed form is not returned by the date above, your course cannot be approved.

Course Title: _____

Course Sponsor: _____

Location: _____

Name of person submitting information: _____

Email address: _____ Phone: _____

Title: _____ Date: _____

1. Does this course provide the instruction or training necessary for dental assistants to competently monitor patients under moderate sedation or deep sedation/general anesthesia? **Yes No**

2. Number of hours of instruction: _____

3. Is this course sponsor AGD PACE or ADA CERP approved? **Yes No**

ACD PACE Provider Number: _____

ADA CERP Provider Number: _____

4. Has this course changed since the last time it was evaluated by the Board (annual evaluation)? **Yes No**

If yes, please summarize the changes below:

I certify that all the information contained in this form and in any attachments or additional documents submitted herewith are true and correct.

Signature: _____ Date: _____

Printed Name: _____

Course Curriculum Monitoring Sedation/General Anesthesia Intravenous Insertions Course
March 26, 2022

- Review of Basic Sciences: anatomy, physiology, and pharmacology.
- Evaluation of patients with systemic diseases in preparation for anesthesia, recognizing the implications of systemic disease on the delivery of anesthesia.
- Review of patient records, medical history for essential data and screening medical histories [Day of Surgery patient assessment form].
- ASA Physical Status assessment, classification, and appropriate patient selection.
- Properly attach a monitor to a patient, and evaluate monitor values.
- Observe a patient as a form of monitoring.
- Assemble fluids, intravenous lines, intravenous catheters, and needed armamentaria to insert an intravenous catheter into a patient.
- Discuss sterile technique and prevention of infection.
- Discuss fluids and electrolytes.
- Perform insertion of a minimum of six intravenous catheters, with at least two into a patient.
- Discuss common anesthesia and resuscitation drugs.
- Properly equip and maintain a facility where anesthesia is delivered.
- Appropriate patient records: [health history assessment, anesthesia consent, source consent, and time-sensitive anesthesia record].
- Informed consent.
- Monitoring and assessment of the sedated patient during treatment and recovery.
- Appropriate documentation of the management and treatment of sedated patients.
- Time oriented anesthesia record.
- Appropriate discharge criteria.
- Auxiliary roles in response to most common emergencies incident to administration of anxiolysis, moderate sedation, deep sedation/analgesia, and general anesthesia.
- Patient positioning; venous thromboembolism prophylaxis.
- Successful completion of an examination measuring knowledge necessary for safe and effective anesthesia care of a sedated patient.

Application Review Policy: It is the policy of the Board to use the Application Review Policy as guidance when determining whether to issue a license, registration, or permit. “Complex” encompasses any application or document that includes the disclosure of or absence of information that warrants additional review.

Applications

- Dentist License Applications: Temporary - A completed application will be reviewed and may be approved by board office staff. License applications require a two staff review before approval of a temporary. A complex application will be reviewed and may be approved by a member of the Board.
- Dental Hygienist License Applications: Temporary - A completed application will be reviewed and may be approved by board office staff. License applications require a two staff review before approval of a temporary. A complex application will be reviewed and may be approved by a member of the Board.
- Dentist: License Applications – The Board may approve an application.
- Dental Hygienist: License Applications – The Board may approve an application.
- Radiographer Applications - A completed application will be reviewed and may be approved by the board office staff. A complex application will be reviewed and may be approved by a member of the Board.
- Registered Dental Assistant Applications - A completed application will be reviewed and may be approved by the board office staff. A complex application will be reviewed and may be approved by a member of the Board.
- Collaborative Supervision Applications and Agreements - A completed application or agreement will be reviewed and may be approved by board office staff. A complex application or agreement will be reviewed and may be approved by the Board.
- Corporation Applications - A completed application, or a change in the ownership or management of a registered corporation, will be reviewed and may be approved by the board office staff.
- General Anesthesia and Deep Sedation Permit, Moderate Sedation Permit, or Host Permit Applications and Inspections - A completed application or inspection will be reviewed and may be approved by board office staff. A complex application or inspection will be reviewed and may be approved by a member of the Board or the chair of the Anesthesia Credentials Committee.
- All other permit applications - A completed application will be reviewed and may be approved by the board office staff.

Volunteer Applications

- Dentist and Dental Hygienist: Volunteer Applications – A completed application will be reviewed and may be approved by board office staff. A complex application will be reviewed and may be approved by a member of the Board.
 - Dentist – Volunteer temporary nitrous oxide, host, moderate sedation or general/deep sedation: To obtain a temporary permit, the applicant must verify that he or she holds a valid permit to provide this service or is otherwise allowed to provide this service under a regular dental license in his or her home state and that he or she has been regularly providing such service during the three years preceding application, or if the person has graduated less than three years preceding

application, that he or she has been regularly providing such service since graduation. The Board reserves the right to inspect any facility where anesthesia is being provided.

- Dental Hygienist – Volunteer temporary local anesthesia, nitrous oxide and monitoring patients under anesthesia: To obtain a temporary permit, the applicant must verify that he or she holds a valid permit to provide this service or is otherwise allowed to provide this service under a regular dental hygiene license in his or her home state and that he or she has been regularly providing such service during the three years preceding application, or if the person has graduated less than three years preceding application, that he or she has been regularly providing such service since graduation. The Board reserves the right to inspect any facility where anesthesia is being provided.

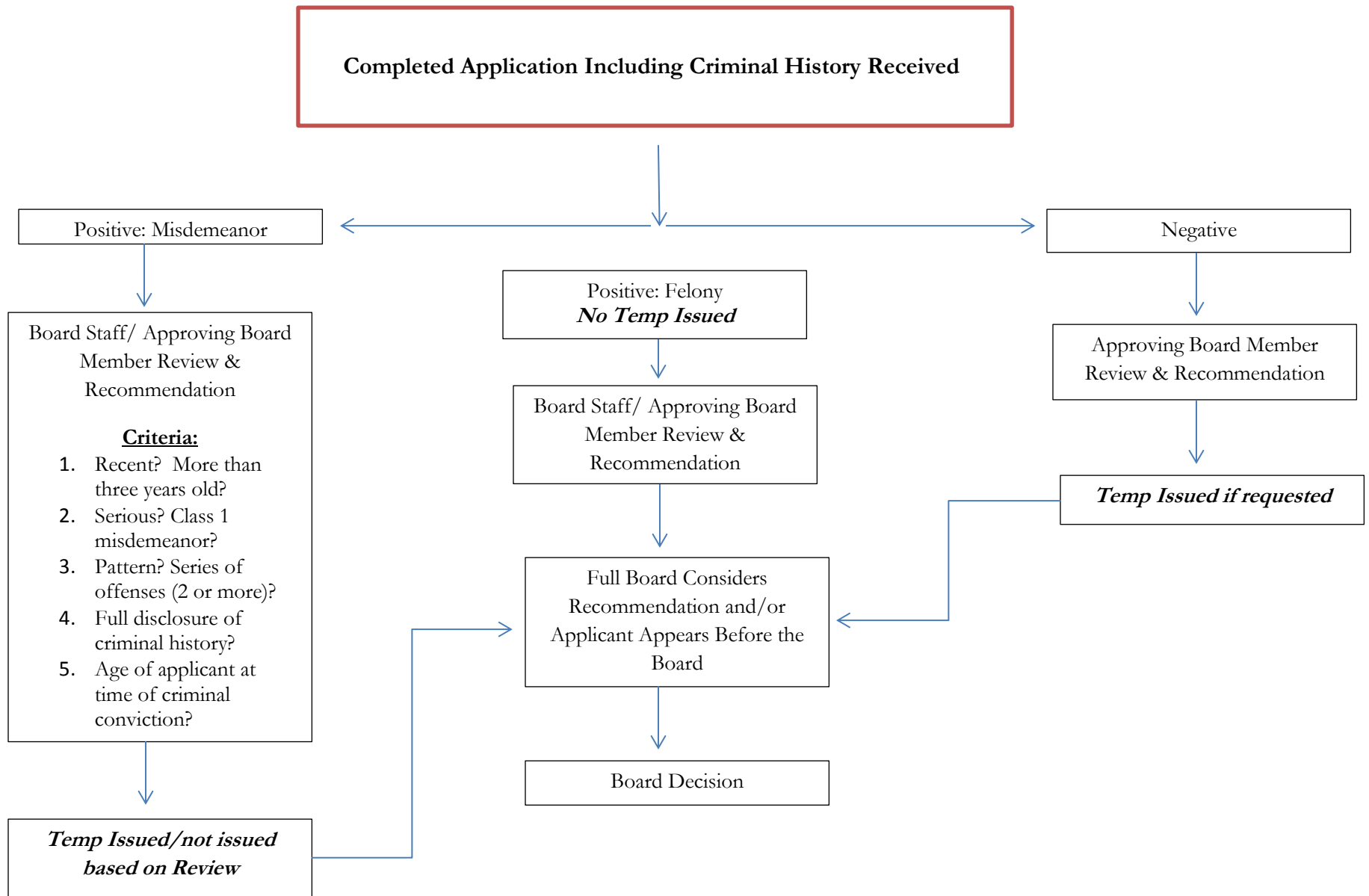
Continuing Education Audit Policy: It is the policy of the Board that a continuing education audit will be conducted annually and that it will utilize the Continuing Education Audit Policy as guidance when completing this audit.

It is important that licensees and registrants maintain a file of all the continuing education courses attended during the applicable continuing education cycle. The Board will randomly audit continuing education records and licensees and registrants selected for an audit will be required to provide verification of attendance for all continuing education courses claimed during the applicable continuing education cycle. Verification should include proof of attendance or a certificate of completion. A proof of attendance or a certificate of completion should include the continuing education activity, name of the course, name of the presenter, sponsor of the program, city the course was held in and the number of hours awarded. A certificate of completion must also indicate that the licensee or registrant passed a post-test with a satisfactory score or successfully completed the course.

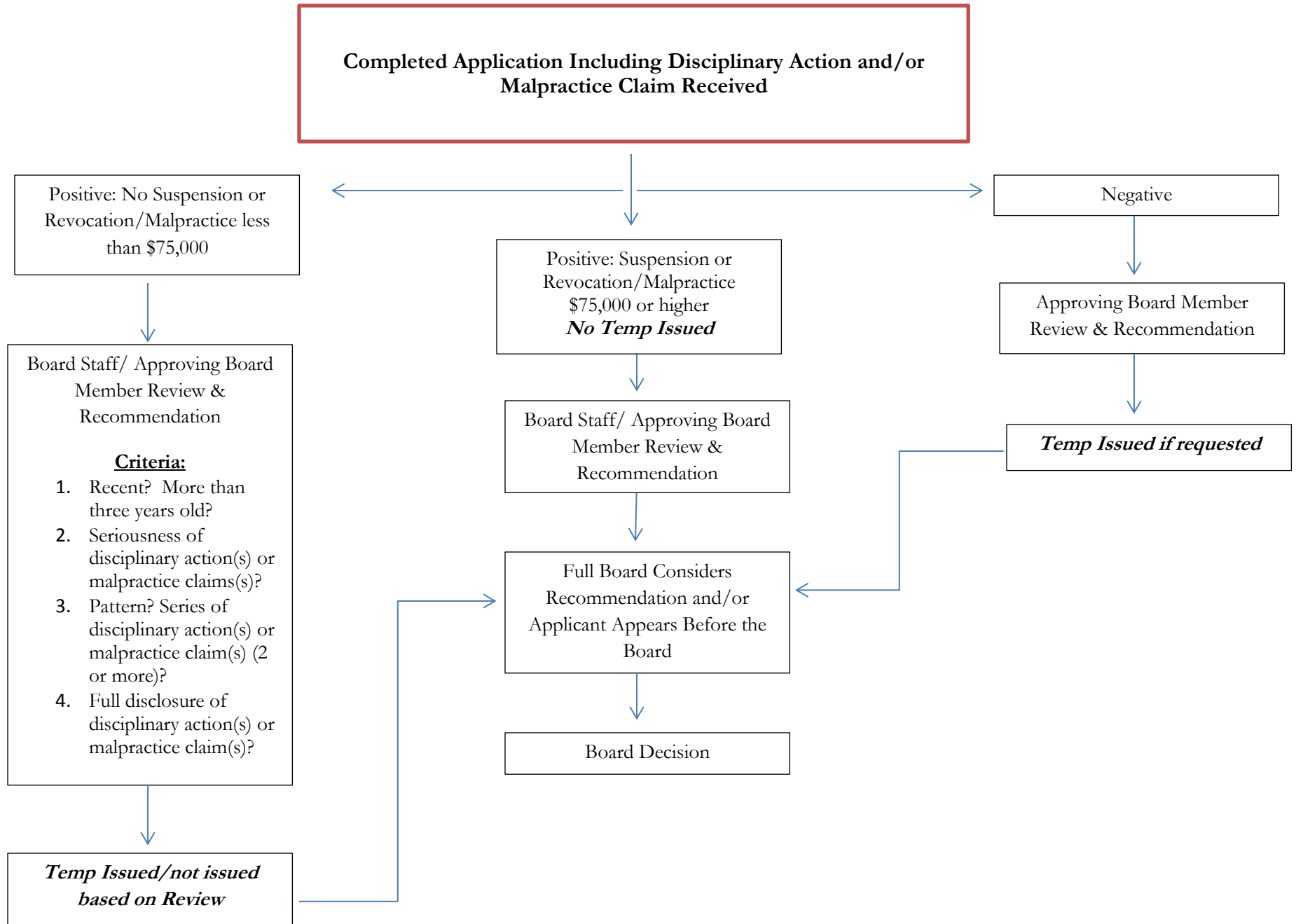
AUDIT PROCEDURE

1. A percentage of licensees and registrants required to maintain continuing education hours will be selected for audit. The percentage and other selection criteria will be determined by the Board.
2. Licensees and registrants selected will be notified by the Board. They will be provided a timeframe within which to provide verification of attendance for each continuing education course claimed on his or her continuing education report.
3. If satisfactory verification of attendance cannot be produced, the continuing education course will not be approved and the licensee or registrant will not be given credit for that continuing education course.
4. If a licensee or registrant has no continuing education courses entered or a minimal number of continuing education courses entered in his or her continuing education record and is selected for an audit, that individual will be audited the following year.
5. The Board will consider each audit individually and take action as it deems necessary.

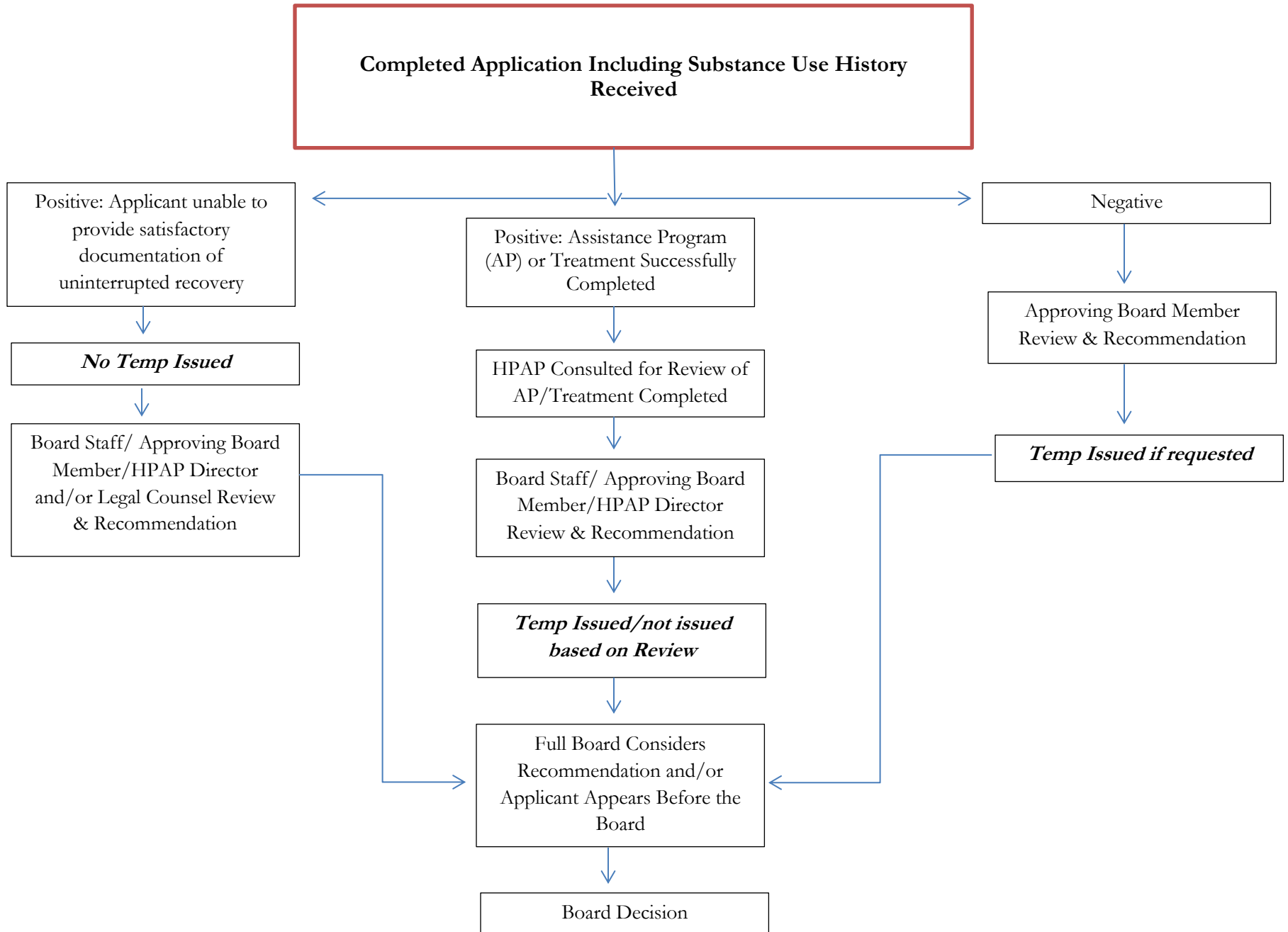
Criminal History Algorithm: It is the policy of the Board to use the Criminal History Algorithm as guidance when determining whether to issue a license, registration or permit.



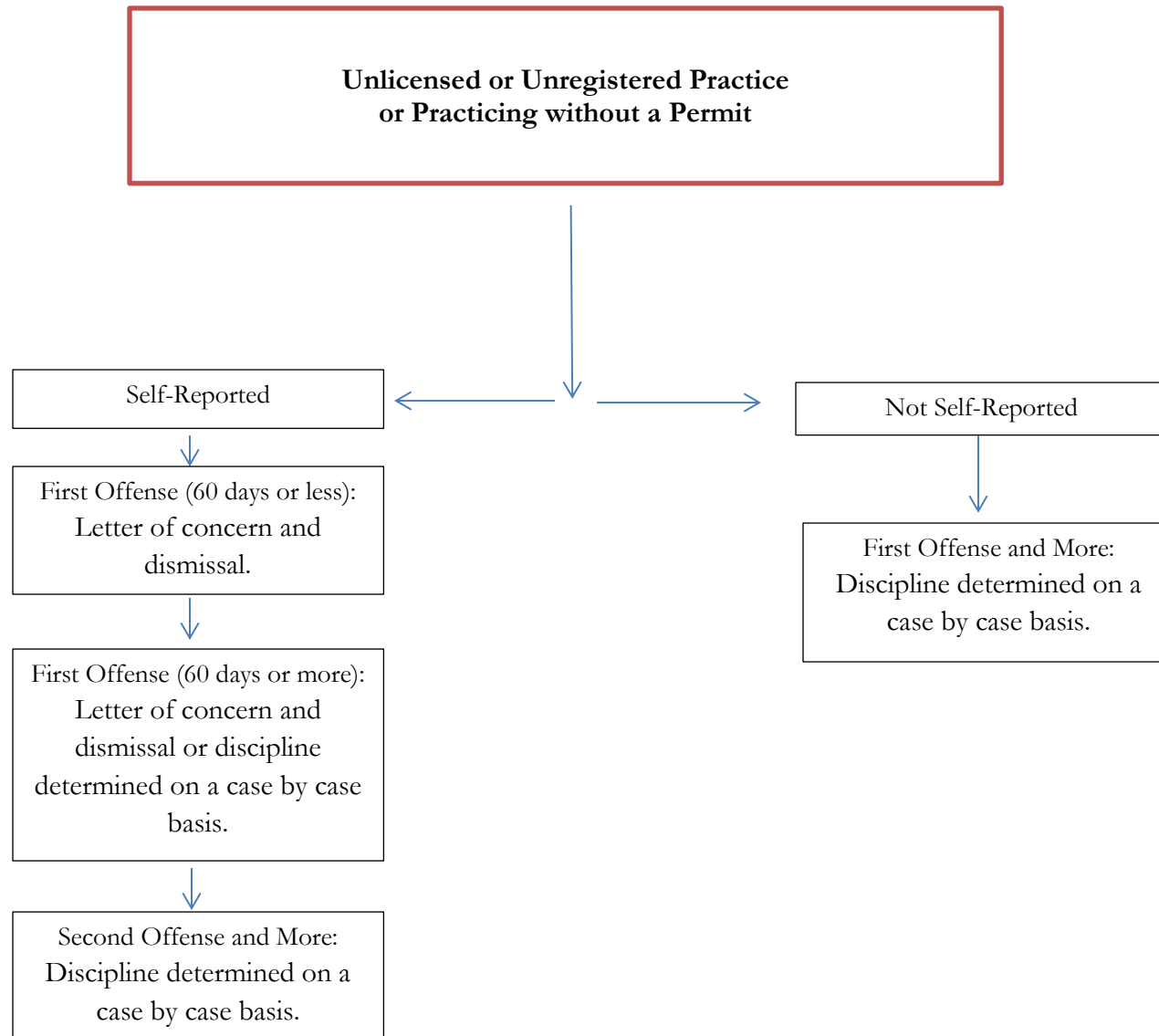
Disciplinary Action & Malpractice Claim Algorithm: It is the policy of the Board to use the Disciplinary Action & Malpractice Claims Algorithm as guidance when determining whether to issue a license, registration or permit.



Substance Use History Algorithm: It is the policy of the Board to use the Substance Use Algorithm as guidance when determining whether to issue a license, registration or permit.



Unlicensed, Unregistered or Practicing without a Permit Policy: It is the policy of the Board to use the Unlicensed, Unregistered or Practicing without a Permit Policy as guidance when reviewing complaints or other matters pertaining to individuals that qualify for a license, registration or permit.



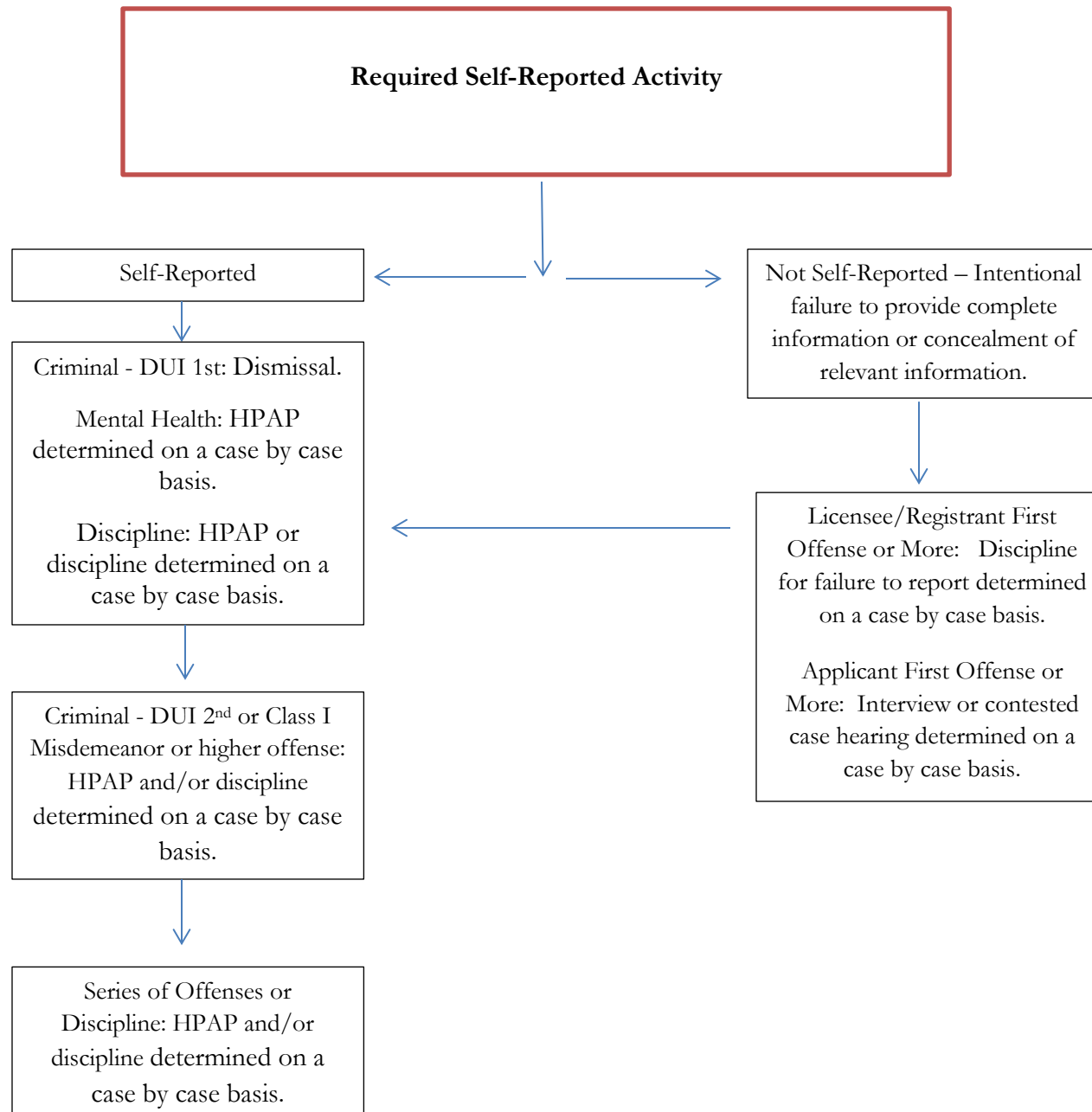
Reinstatement Following Failure to Renew: It is the policy of the Board that it will grant a reasonable period of time following July 1st to a licensee, registrant or permit holder that has failed to renew to reinstate his or her respective license, registration, or permit(s) by fulfilling all renewal criteria and paying the applicable fee(s). Facts and circumstances surrounding a failure to renew will be considered on a case by case basis.

Anesthesia Application Policy: It is the policy of the Board to use the Anesthesia Application - Policy as guidance when determining whether to issue a Moderate Sedation or General Anesthesia and Deep Sedation Permit. The Board, or a member of the Board and/or Anesthesia Credentials Committee, will be consulted as appropriate for complex applications.

An applicant for a permit to administer Moderate Sedation or General Anesthesia and Deep Sedation that is not licensed and providing Moderate Sedation or General Anesthesia and Deep Sedation in a different state will be allowed up to twelve months between completion of education and date of application. If an applicant has more than twelve months between completion of education and date of application, the applicant will be required to successfully complete a new board approved course or program and meet all other permit requirements before a permit will be issued.

An applicant for a permit to administer Moderate Sedation or General Anesthesia and Deep Sedation will be required to pass an inspection before being issued a temporary permit. This inspection will include all elements of the full on site anesthesia inspection except the sedation of a patient and completion of a dental procedure. If issued a temporary permit, the dentist will be required to pass the full on site anesthesia inspection before the expiration of the temporary permit. If issued a permit to administer Moderate Sedation or General Anesthesia and Deep Sedation, the dentist must pass the full on site anesthesia inspection as set forth in administrative rule.

Self-Reported Activity: It is the policy of the Board to use the Self-Reported Activity as guidance when reviewing information required to be reported to the Board.



Honorarium Request Policy: It is the policy of the Board to allocate resources, when available, to fund continuing education courses that further the mission of the Board. The Board will utilize the Honorarium Request Procedure as guidance:

HONORARIUM REQUEST PROCEDURE

- The Board will determine the following:
 - Fund allocation amount;
 - Information required for submission;
 - Eligibility criteria, which shall include all applicable state contractor requirements;
 - Deadline for submission of applications; and
 - Timeframe for review of applications.
- The Board will release an application at least 30 days prior to the deadline for submission.
- Any application received after the deadline for submission will not be considered unless extenuating circumstances warrant review.

Code of Conduct and Conflict of Interest Policy for Use By State Authority, Board, Commission, and Committee Members

Purpose

The purpose of this code of conduct and conflict of interest policy ("Code") is to establish a set of ethical principles and guidelines for members of state authorities, boards, commissions, or committees when acting within their official public service capacity. This Code applies to all appointed and elected members of state authorities, boards, commissions, and committees (hereinafter "Boards" and "Board member(s)").

Conflict of Interest for Board Members

Board members may be subject to statutory restrictions specific to their Boards found in state and federal laws, rules and regulations. Those restrictions are beyond the scope of this Code. Board members should contact their appointing authority or the attorney for the Board for information regarding restrictions specific to their Board.

General Restrictions on Participation in Board Actions

A conflict of interest exists when a Board member has an interest in a matter that is different from the interest of members of the general public. Examples of circumstances which may create a conflict of interest include a personal or pecuniary interest in the matter or an existing or potential employment relationship with a party involved in the proceeding.

Whether or not a conflict of interest requires a Board member to abstain from participation in an official action of the Board depends upon the type of action involved. A Board's official actions are either quasi-judicial or quasi-legislative. A quasi-judicial official action is particular and immediate in effect, such as a review of an application for a license or permit. In order to participate in a quasi-judicial official action of the Board, a Board member must be disinterested and free from actual bias or an unacceptable risk of actual bias. A Board member must abstain from participation in the discussion and vote on a quasi-judicial official action of the Board if a reasonably-minded person could conclude that there is an unacceptable risk that the Board member has prejudged the matter or that the Board member's interest or relationship creates a potential to influence the member's impartiality.

A quasi-legislative official action, also referred to as a regulatory action, is general and future in effect. An example is rule-making. If the official action involved is quasi-legislative in nature, the Board member is not required to abstain from participation in the discussion and vote on the action.

unless it is clear that the member has an unalterably closed mind on matters critical to the disposition of the action.

“Official action” means a decision, recommendation, approval, disapproval or other action which involves discretionary authority. A Board member who violates any of these restrictions may be subject to removal from the Board to which the member is appointed.

Contract Restrictions

There are federal and state laws, rules and regulations that address conflict of interest for elected and appointed Board members in the area of contracts. As an initial matter, a Board member may not solicit or accept any gift, favor, reward, or promise of reward, including any promise of future employment, in exchange for recommending, influencing or attempting to influence the award of or the terms of a state contract. This prohibition is absolute and cannot be waived.

Members of certain Boards are required to comply with additional conflict of interest provisions found in SDCL Chapter 3-23 and are required to make an annual disclosure of any contract in which they have or may have an interest or from which they derive a direct benefit. The restrictions apply for one year following the end of the Board member’s term. The Boards impacted by these laws are enumerated within SDCL 3-23-10. For more information on these provisions, see the State Authorities/Boards/Commissions page in the Legal Resources section of the Attorney General’s website at: <http://atg.sd.gov/legal/opengovernment/authorityboardcommission.aspx>.

Absent a waiver, certain Board members are further prohibited from deriving a direct benefit from a contract with an outside entity if the Board member had substantial involvement in recommending, awarding, or administering the contract or if the Board member supervised another state officer or employee who approved, awarded or administered the contract. With the exception of employment contracts, the foregoing prohibition applies for one year following the end of the Board member’s term. However, the foregoing prohibition does not apply to Board members who serve without compensation or who are only paid a per diem. See SDCL 5-18A-17 to 5-18A-17.6. For more information on these restrictions see the Conflict of Interest Waiver Instructions and Form on the South Dakota Bureau of Human Resources website at: <http://bhr.sd.gov/forms/>.

Other federal and state laws, rules and regulations may apply to specific Boards. For general questions regarding the applicability of SDCL Chapter 3-23 or other laws, a Board member may contact the attorney for the Board. However, because the attorney for the Board does not represent the Board member in his or her individual capacity, a Board member should contact a private attorney if the member has questions as to how the conflict of interest laws apply to the Board member’s own interests and contracts.

Consequences of Violations of Conflict of Interest Laws

A contract entered into in violation of conflict of interest laws is voidable and any benefit received by the Board member is subject to disgorgement. In addition, a Board member who violates conflict of interest laws may be removed from the Board and may be subject to criminal prosecution. For example, a Board member may be prosecuted for theft if the member knowingly

uses funds or property entrusted to the member in violation of public trust and the use resulted in a direct financial benefit to the member. See SDCL 3-16-7, 5-18A-17.4, and 22-30-46.

Retaliation for Reporting

A Board cannot dismiss, suspend, demote, decrease the compensation of, or take any other retaliatory action against an employee because the employee reports, in good faith, a violation or suspected violation of a law or rule, an abuse of funds or abuse of authority, a substantial and specific danger to public health or safety, or a direct criminal conflict of interest, unless the report is specifically prohibited by law. SDCL 3-16-9 & 3-16-10.

Board members will not engage in retaliatory treatment of an individual because the individual reports harassment, opposes discrimination, participates in the complaint process, or provides information related to a complaint. See SDCL 20-13-26.

Anti-Harassment/Discrimination Policy

While acting within their official capacity, Board members will not engage in harassment or discriminatory or offensive behavior based on race, color, creed, religion, national origin, sex, pregnancy, age, ancestry, genetic information, disability or any other legally protected status or characteristic.

Harassment includes conduct that creates a hostile work environment for an employee or another Board member. This prohibition against harassment and discrimination also encompasses sexual harassment. Sexual harassment includes unwelcome sexual advances, requests for sexual favors, and other verbal or physical conduct of a sexually harassing nature, when: (1) submission to or rejection of the harassment is made either explicitly or implicitly the basis of or a condition of employment, appointment, or a favorable or unfavorable action by the Board member; or (2) the harassment has the purpose or effect of unreasonably interfering with an individual's work performance or creating an intimidating, hostile, or offensive working environment.

Harassment or discriminatory or offensive behavior may take different forms and may be verbal, nonverbal, or physical in nature. To aid Board members in identifying inappropriate conduct, the following examples of harassment or discriminatory or offensive behavior are provided:

- Unwelcome physical contact such as kissing, fondling, hugging, or touching;
- Demands for sexual favors; sexual innuendoes, suggestive comments, jokes of a sexual nature, sexist put-downs, or sexual remarks about a person's body; sexual propositions, or persistent unwanted courting;
- Swearing, offensive gestures, or graphic language made because of a person's race, color, religion, national origin, sex, age or disability;
- Slurs, jokes, or derogatory remarks, email, or other communications relating to race, color, religion, national origin, sex, age, or disability; or
- Calendars, posters, pictures, drawings, displays, cartoons, images, lists, e-mails, or computer activity that reflects disparagingly upon race, color, religion, national origin, sex, age or disability.

The above cited examples are not intended to be all-inclusive.

A Board member who is in violation of this policy may be subject to removal from the Board.

Confidential Information

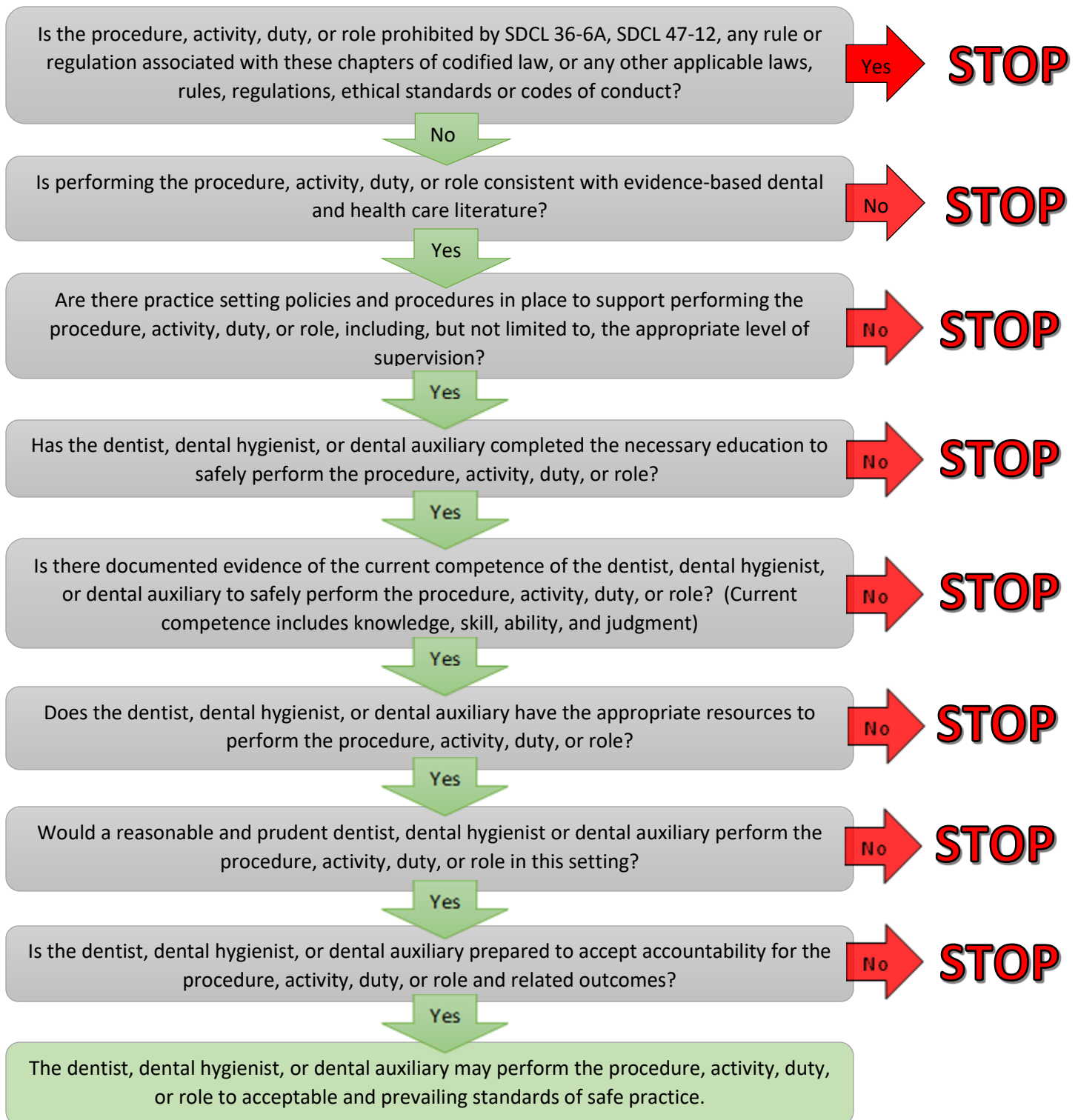
Except as otherwise required by law, Board members shall not disclose confidential information acquired during the course of their official duties. In addition, members are prohibited from the use of confidential information for personal gain.

Reporting of Violations

Any violation of this Code should be reported to the appointing authority for the Board member who is alleged to have violated the Code.

Scope of Practice Decision-making Framework

Identify, describe, or clarify the procedure, activity, or role under consideration.



These decision-making framework guidelines are for educational purposes only. The guidelines do not purport to establish a standard of competence or advise a course of action for patient care in any particular situation.

Framework adopted by the South Dakota State Board of Dentistry on January 11, 2019.



South Dakota State Board of Dentistry Continuing Education Requirements

Dentists

Dentists must earn 100 hours of continuing education in every 5-year CE cycle. Fifty (50) of those hours must be academic. Dentists must maintain a current cardiopulmonary resuscitation (CPR) card. A dentist must complete a CPR course that is intended for a Healthcare Provider, meets the required knowledge and objectives outlined in the American Heart Association guidelines for BLS or American Heart Association Guidelines for CPR and ECC, and includes a hands-on skills assessment. A Dentist holding a general anesthesia and deep sedation, moderate sedation, or host permit must have a current Advanced Cardiac Life Support (ACLS) or Pediatric Advanced Life Support (PALS) card from the American Heart Association. *See the CPR requirements in the CE guidelines below.* A Dentist holding a general anesthesia and deep sedation or moderate sedation permit must complete an additional 25 hours of continuing education in anesthesia related topics for each five-year licensure cycle.

Dental Hygienists

Dental Hygienists must earn 75 hours of continuing education in every 5-year CE cycle. A Dental Hygienist must have documented at least five hours of continuing education in dental radiography in a five-year period. Dental Hygienists must maintain a current cardiopulmonary resuscitation (CPR) card. A Dental Hygienist must complete a CPR course that is intended for a Healthcare Provider, meets the required knowledge and objectives outlined in the American Heart Association guidelines for BLS or American Heart Association Guidelines for CPR and ECC, and includes a hands-on skills assessment. *See the CPR requirements in the CE guidelines below.*

Registered Dental Assistants (Expanded Functions)

Registered Dental Assistants must earn 60 hours of continuing education in every 5-year CE cycle. A person who is certified in dental radiography must have documented at least five hours of continuing education in dental radiography in a five-year period. Registered Dental Assistants must maintain a current cardiopulmonary resuscitation (CPR) card. A Registered Dental Assistant must complete a CPR course that is intended for a Healthcare Provider, meets the required knowledge and objectives outlined in the American Heart Association guidelines for BLS or American Heart Association Guidelines for CPR and ECC, and includes a hands-on skills assessment. *See the CPR requirements in the CE guidelines below.*

Dental Radiographers

Dental Radiographers are required to earn 5 hours of continuing education in dental radiography in every 5-year CE cycle.

Continuing Education Categories

Academic: Dentists must complete a minimum of 50 hours in a 5-year CE cycle

Dentists are the only practitioners required to obtain academic hours. Dental hygienists and registered dental assistants who attend academic continuing education should submit those courses in the clinical category.

Academic hours must directly relate to the provision of clinical dental services and meet one of the following criteria: The course must be taken physically at a dental school accredited by the American Dental Association Commission on Dental Accreditation (CODA), the course presenter must be affiliated with a dental school accredited by the American Dental Association Commission on Dental Accreditation (CODA), the provider organization must be approved by the American Dental Association Continuing Education Recognition Program (CERP), or the provider organization must be approved by the Academy of General Dentistry Program Approval For Continuing Education (PACE).

Home Study: Limited to 30 hours maximum in a 5-year CE cycle

Online continuing education courses or webinars that include an interactive component are not considered home study and should be categorized based on course content.

Home study continuing education may include online courses or courses presented via CD that do not have an interactive component. Home study courses require that you demonstrate your participation in the course or lecture through a certificate of completion from the continuing education provider. You cannot receive credit for the same home study course more than one time during your 5-year CE cycle.

CPR: Limited to 15 hours maximum in a 5-year CE cycle

Being certified in cardiopulmonary resuscitation (CPR) is a requirement for all dentists, dental hygienists, and registered dental assistants. All such licensees/registrants must maintain a current CPR card. You must complete a CPR course that is intended for a Healthcare Provider, meets the required knowledge and objectives outlined in the American Heart Association guidelines for BLS or American Heart Association Guidelines for CPR and ECC, and includes a hands-on skills assessment. You do not have to take a refresher course every year; just keep your certification current. Credit for CPR courses is hour for hour. Dentists holding a general anesthesia and deep sedation, moderate sedation, or host permit may submit an Advanced Cardiac Life Support (ACLS) or Pediatric Advanced Life Support (PALS) card from the American Heart Association to satisfy the CPR requirement. The Board of Dentistry will

recognize hours taken for a certified paramedic, certified emergency medical technician and advanced certified life support in the CPR category with the applied 15 hour limit.

Practice Management: Limited to 10 hours maximum in a 5-year CE cycle

Practice management courses or lectures are taken to benefit oneself for personal or professional gain or enhancing the business aspects of dentistry. Courses and lectures include, but are not limited to, practice management, dental ethics, risk management, stress management, communication skills, office ergonomics, HIPAA, domestic violence, etc. Completion of a college business or college computer-business class will be accepted for 10 hours of practice management if the class included at least 10 hours of lecture or class time.

Nutrition: Limited to 15 hours maximum in a 5-year CE cycle

Nutrition courses or lectures include topics of dental nutrition. These topics included, but are not limited to, diet, exercise, dental nutrition, and health issues affecting dental health (ex. Anorexia nervosa, bulimia, etc.)

Clinical: Unlimited

Clinical courses or lectures are presented by an instructor who is not affiliated with a CODA accredited university or do not meet the criteria for Academic continuing education. These courses or lectures emphasize practitioner to patient contact. Examples include, but are not limited to latest techniques in dentistry, clinical courses, specialties, OSHA/infection control, etc. Courses presented by colleagues or other presenters providing an in-office presentation should obtain prior course approval from the Board.

Radiography: Dental Hygienist and Radiographers must have a minimum of 5 hours of radiography courses in a 5-year CE cycle. Limited to 20 hours maximum in a 5-year CE cycle.

Radiography topics can include radiation safety, equipment operation, film processing, emergency procedures, anatomy and positioning of relevant procedures, radiographic quality assurance, correcting and identifying technique and processing errors, and recognition and identification of radiographic information, such as procedures for enhancing interpretation of radiographic information including disease. Home study radiography courses are allowed. However, if you take the same home study course more than one time during your 5-year CE cycle, you will only receive credit for one course. You cannot receive credit for the same home study course more than one time during your 5-year CE cycle.

Anesthesia/Sedation: Dentists holding a general anesthesia and deep sedation, moderate sedation or host permit must complete an additional 25 hours of continuing education in anesthesia related topics for each five-year licensure cycle.

A Board approved anesthesia inspector is eligible for two hours of anesthesia related continuing education for each anesthesia inspection completed with a maximum of ten hours per continuing education cycle.

Dentists holding a general anesthesia and deep sedation, moderate sedation or host permit may claim 4 hours of anesthesia related continuing education for each ACLS or PALS certification completed and may claim a maximum of 8 hours per continuing education cycle (i.e. 2 ACLS certification courses).

Other Continuing Education Guidelines

Clinical – Exhibits (State, Regional or National Meetings/Conventions):

Hour for hour up to five (5) hours of Clinical-Exhibits CE may be earned for attendance at the exhibits and meetings at a state, regional or national meeting/convention up to twenty-five (25) hours per 5 year CE cycle.

Clinical – Course (table clinics of a state, regional or national meetings/conventions)

One (1) hour Clinical-Course CE may be earned for each attendance at the table clinics of a state, regional or national meeting/convention.

Examiners:

CRDTS and other Regional Board Examiners are allowed five (5) hours Academic CE per year in the area of the exam for which he/she calibrates. If a CRDTS examiner calibrates in all three different areas (restorative, periodontal, and clinic floor) of the exam, he/she may earn the five (5) hours for each area and therefore up to fifteen (15) hours per year.

Clinical - Volunteer Services:

Up to thirty (30) hours of Clinical-Volunteer CE may be earned per 5 year CE cycle for volunteer service with:

- Delta Dental Mobile Program
- Donated Dental Services (DDS) programs
- Sanford Children's Hospital: Cleft Lip & Palate Clinic
- Christina's Smile Care Mobile
- Examinations for troops before deployment
- St. Francis Mission Dental Clinic

- Sioux Empire Smiles
- Chaku Waste Dental

Clinical-Volunteer CE may be earned for other volunteer activities that involve direct patient care with approval from the Board.

The Board will not approve oral health or oral health career presentations given to elementary and secondary students for continuing education credit. These types of presentations are considered community service.

Teleconference or Live Webcast Courses:

Teleconference or live webcast courses may fall under the categories of Clinical, Academic, Practice Management, or Radiography depending on the instructor's credentials and the content of the course.

Class Instruction/Attendance:

Dentists, dental hygienists and registered dental assistants teaching seminar classes may have their seminar teaching hours allowed as Clinical CE after completing the CE Course Approval Form and providing a course outline and biography for Board approval. Hour for hour credit will be allowed for instruction of the course as a one-time credit per course during the 5-year cycle. An in-office presentation to dental hygienists and registered dental assistants by another dental professional may be allowed as Clinical CE. You must submit the CE Course Approval Form and provide a course outline and biography of the presenter for Board approval.

Class instruction and/or class attendance at a CODA accredited dental school may be allowed as Academic CE. You must provide an outline of teaching content and obtain Board approval. Hour for hour credit may be given for class instruction and /or class attendance up to one half of the required hours during the 5-year cycle. For example, a maximum of 50 hours for dentists, 38 hours for hygienists, and 30 hours for registered dental assistants is allowed.

Upon request, if a licensed practitioner attends an accredited dental or dental hygiene school full time or is completing a specialty or general practice residency while licensed with the Board, the required continuing education credits may be waived for the time period that the licensee is attending the accredited dental or dental hygiene school or completing a specialty or general practice residency.

In Office Instruction:

In office classes presented to staff by the in office Dentist are allowed. The Board requires prior approval by submitting the CE Course Approval Form.

Digital Software Courses: In office instruction and training of hygienists and registered dental assistants in digital x-rays by digital software professional trainers may be allowed partly as Radiography CE and partly as Practice Management CE. You must complete the CE Course

Approval Form and provide a course outline and the Board will determine the number of hours to be applied in each category.

Practice Management Software Courses: In office instruction and training of dental hygienists and registered dental assistants in practice management software by the professional trainers may be allowed as Practice Management CE. You must complete the CE Course Approval Form and provide a course outline and the Board will determine the number of hours to be applied in each category.

Specialty Dental Practice/Laboratory: Instruction of a dental hygienist or registered dental assistant at another specialty dental practice or dental laboratory in order to perform new procedures and tasks, not previously performed, may be allowed as Clinical CE. You must complete the CE Course Approval Form and provide a course outline and the Board will determine the number of hours to be applied in each category. The Board recommends the specialty dental practice submit the CE Course Approval Form and course outline for prior approval.

Investigators:

The Board will approve up to 50 hours of clinical continuing education per five year CE cycle for investigative services provided by Board investigators.

Miscellaneous:

The Board will not approve continuing education classes on the subject of animal dentistry, as the Board issues licenses to dentists performing dental services on humans per SDCL 36-6A-32.

The Board generally recognizes continuing education providers certified through the American Dental Association Continuing Education Recognition Program (ADA CERP), the Academy of General Dentistry Program Approval for Continuing Education (AGD PACE) and the American Academy of Dental Hygiene as valid continuing education providers.

Courses that have been approved are listed on the Approved CE Calendar, which you can access in your account by logging in to your account through the Board of Dentistry web site.

The Board determines whether a continuing education course will be approved and the category each course will fall under. If you are uncertain about approval and/or what category a continuing education course will fall under, please contact the South Dakota State Board of Dentistry office.



South Dakota State Board of Dentistry
P.O. Box 1079, 1351 N. Harrison Ave. Pierre, SD 57501-1079
Ph: 605-224-1282 Fax: 1-888-425-3032

E-mail: contactus@sdboardofdentistry.com www.sdboardofdentistry.org

FORM 1
PRACTITIONER ANESTHESIA INSPECTION CHECKLIST
FULL INSPECTION

Mail completed form and \$500 inspection fee to the address above

Name of Practitioner

License Number

Name of Office

Date

Address

Telephone

Email

**- THIS FORM MUST BE COMPLETED BY THE PRACTITIONER LISTED ABOVE –
PRACTITIONER MUST INITIAL EACH QUESTION**

PERMIT – Please check only one:	
General Anesthesia and Deep Sedation	
Moderate Sedation (Patients 12 years and Older)	
Pediatric Moderate Sedation	
Host	

STAFF – Please verify the following by initialing each:	YES	NO
I delegate duties in accordance with Board Administrative Rules and Laws and verify that all individuals that monitor patients under moderate sedation, deep sedation or general anesthesia hold the appropriate permit issued by the Board or are otherwise authorized by law to monitor.		
I delegate injection of medication through an intravenous site per ARSD 20:43:09:10.01.		
If yes, I certify compliance with ARSD 20:43:09:10 and 20:43:09:10.01 and I have verified current certification of staff (DAANCE). <i>If you do not delegate injection, please leave blank.</i>		

OFFICE FACILITY AND EQUIPMENT - Please verify, by initialing each and supplying the requested information, that the following are operational and available, <i>in appropriate sizes where applicable</i> , when moderate sedation, deep sedation or general anesthesia is being administered to a patient:	YES	NO
MONITORING AND EMERGENCY EQUIPMENT		
Automated blood pressure monitor (and appropriately sized cuffs)		
Manual blood pressure cuffs (appropriately sized) and stethoscope		
Electrocardiograph		
Automated External Defibrillator (AED) and pads (unexpired)		
Pulse Oximeter		
Measurement of EtCO ₂ /Capnography		
Precordial Stethoscope		
Emergency medications organized and labeled, located within or near operating theater.		
OPERATING THEATER(S)		
Allow at least three individuals to move freely about the patient.		
Permit easy access to emergency equipment and for emergency personnel.		
OPERATING CHAIR OR TABLE		
Permits the patient to be positioned so the operating team can maintain the airway.		
Permits the team to alter the patient's position quickly in an emergency.		
Provides a firm platform for the management of cardiopulmonary resuscitation.		
LIGHTING SYSTEM		
There is a backup lighting system.		
The backup lighting system is of sufficient intensity to permit completion of any operation underway at the time of general power failure.		
SUCTION EQUIPMENT		
The suction equipment permits aspiration of the oral and pharyngeal cavities.		
There is a backup suction device available.		
OXYGEN DELIVERY SYSTEM		
There is an adequate backup oxygen delivery system available.		
The oxygen delivery system has appropriately sized full-face masks for patients, appropriate connectors, and is it capable of delivering oxygen to the patient under positive pressure.		
RECOVERY AREA (<i>Recovery Area can be the Operating Theater</i>)		
Has available oxygen.		
Has available adequate suction.		
Has adequate lighting.		
Has adequate electrical outlets.		
Has monitoring equipment in recovery area including pulse oximeter and blood pressure.		
Recovery area allows for adequate movement of personnel and use of equipment.		

ANCILLARY EQUIPMENT	YES	NO
Laryngoscope complete with an adequate selection of blades, spare batteries and bulbs.		
Appropriately sized endotracheal tubes and appropriate connectors.		
Appropriately sized oral and nasal airways		
Appropriately sized supraglottic airways		
Tonsillar or pharyngeal type suction tip adaptable to all office outlets		
Endotracheal tube forceps (McGill)		
Equipment adequate to establish an intravenous infusion		
Printed emergency algorithms: ACLS and anesthesia emergencies. PALS, if applicable.		
Glucometer and test strips (unexpired)		
Intraosseous Vascular Access Kit		
Equipment available to perform a cricothyroidotomy or surgical airway		
Ability to communicate within the office in case of emergency and quickly call 911		

DRUGS - Please verify, by initialing each and supplying the requested information, that these drugs are available when moderate sedation, deep sedation or general anesthesia is being administered to a patient:	YES	NO	NAME OF DRUG:	Expiration Date: (MM/DD/YY)
Vasopressor drug				
Corticosteroid drug				
Bronchodilator drug				
Muscle relaxant drug				
Intravenous medication for treatment of cardiopulmonary arrest				
Narcotic antagonist drug				
Benzodiazepine antagonist drug				
Antihistamine drug				
Antiarrhythmic drug				
Anticholinergic drug				
Coronary artery vasodilator drug				
Antihypertensive drug				
Anti-Emetic drug				

Please list any drugs that have been ordered, but are on backorder:	Anticipated ship date:

Inhalation Anesthetics (other than nitrous oxide) – Please verify by initialing and supplying the requested information.	YES	NO
Inhalation anesthetics other than nitrous oxide are used		
If yes, please list the following: a. Mechanism of response for Malignant Hyperthermia Drug: _____ Expiration Date: _____ b. Method used to continuously monitor temperature: _____		

EMERGENCIES - Please verify the following by initialing each:	YES
I have a written emergency response protocol in place for all patients undergoing moderate sedation, deep sedation, or general anesthesia.	
I have a written emergency response protocol in place to respond to Malignant Hyperthermia.	
Within the prior 12 months, the individuals involved in caring for a patient undergoing moderate sedation, deep sedation, or general anesthesia completed a review of appropriate emergency scenarios and were able to demonstrate knowledge and ability in recognition and treatment of these emergencies, including all of the following: Respiratory: Laryngospasm, Bronchospasm, Emesis and Aspiration, and Airway Obstruction Cardiovascular: Angina/Myocardial Infarction, Hypotension, Hypertension Other: Syncope, Hyperventilation Syndrome, Seizures, Malignant Hyperthermia, and Severe Allergic Reaction	

ANESTHESIA RECORDS - Please verify the following by initialing each:	YES
I have attached to this form in hard copy three anesthesia records, corresponding anesthesia consent forms, and corresponding patient evaluation records from my patients that have undergone moderate sedation, deep sedation, or general anesthesia in the last 12 months. <i>Please do not include the operative report.</i>	
The anesthesia records have been redacted and do not contain any protected health information (HIPAA PHI).	

LICENSED ANESTHESIA PROVIDER (LAP) - Please verify the following by initialing each:	YES	NO
I utilize a LAP to administer moderate sedation, deep sedation, or general anesthesia to dental patients.		
If yes, I certify compliance with ARSD 20:43:09:04.01 and have a written contract or agreement that satisfies the criteria outlined in this rule. <i>If you do not utilize a LAP, please leave blank.</i>		

MISCELLANEOUS - Please verify the following by initialing each:	YES
I can proficiently start an intravenous line.	
I have reviewed and am compliant with the requirements of ARSD 20:43:09 in all offices in which I administer or utilize a licensed anesthesia provider to administer moderate sedation, deep sedation, or general anesthesia.	
All emergency equipment is inspected and maintained on a prudent and regularly scheduled basis, according to manufacturer specifications where applicable.	
All emergency drugs are inspected on a prudent and regularly scheduled basis.	
I understand that per ARSD 20:43:09:09 I must notify the Board within 72 hours after any death or any incident that results in a temporary or permanent physical or mental injury requiring medical treatment of a patient during, or as a result of, the administration of general anesthesia, deep sedation, moderate sedation, or nitrous oxide and failure to comply with this reporting requirement may result in a suspension of my host, moderate, or general anesthesia and deep sedation permit. I further understand that this reporting requirement applies if I am administering anesthesia or sedation or if I am utilizing a licensed anesthesia provider to administer sedation or anesthesia to my patient.	
I can competently administer the level of sedation or anesthesia authorized by my permit. <i>If host permit evaluation, please leave blank.</i>	

ADDITIONAL LOCATIONS: I administer or utilize a licensed anesthesia provider to administer moderate sedation, deep sedation or general anesthesia in the following offices (*Attach additional sheets if necessary*).

Office Name: _____

Phone: _____

Physical Address: _____

Mailing Address: _____

Level of Sedation or Anesthesia Provided at this Location: _____

Office Name: _____

Phone: _____

Physical Address: _____

Mailing Address: _____

Level of Sedation or Anesthesia Provided at this Location: _____

Office Name: _____

Phone: _____

Physical Address: _____

Mailing Address: _____

Level of Sedation or Anesthesia Provided at this Location: _____

Office Name: _____

Phone: _____

Physical Address: _____

Mailing Address: _____

Level of Sedation or Anesthesia Provided at this Location: _____

I, _____ (print name), being first duly sworn, certify that I am the person referred to in this inspection form and that under penalty of perjury all the information contained in this inspection form and in any attachments or additional documents submitted herewith are true and correct. I attest that each practice location where moderate sedation, deep sedation, or general anesthesia services are provided are compliant with ARSD § 20:43:09 and any applicable state or federal regulations. I understand that falsification or omission of information, including intentional failure to provide complete information or concealment of relevant information, may result in revocation of a permit or license, or may be considered as the basis for discipline.

Practitioner Signature: _____ Date: _____

Subscribed and sworn to before me this _____ day of _____ 20_____

My commission expires _____

Notary Public

Mail completed form, attachments, and \$500 Inspection Fee to: South Dakota State Board of Dentistry PO Box 1079 Pierre, SD 57501

Member Position	Current Member	Appointment Opportunities (June)
Board Member/ Chair	Dr. Brian Prouty	Board Member/Chair
General Anesthesia & Deep Sedation Permit (Completion of CODA accredited advanced dental education residency program)	Dr. Luke Nicholson Term Expiration: 2027	Appoint in 2027 <i>Six year term</i>
Moderate Sedation Permit (Completion of CODA accredited advanced dental education residency program)	Dr. Mark Terry Term Expiration: 2027	Appoint in 2027 <i>Six year term</i>
Host Permit	Dr. Jesse Fast Term Expiration: 2025	Appoint in 2025 <i>Six year term</i>
General Anesthesia & Deep Sedation Permit OR Moderate Sedation Permit Rotates depending on Board Member/Chair (<i>Opposite permit of Chair to maintain 3 GA/Deep and 3 Moderate permits</i>)	Dr. Carl Kimbler Term Expiration: 2025	Appoint in 2025 <i>Six year term</i>
General Anesthesia & Deep Sedation Permit (OMFS)	Dr. Jay Crossland Term Expiration: 2023	Appoint in 2023 Applications due May 1, 2023 <i>Six year term</i>
Moderate Sedation Permit (General Dentist)	Dr. Ed Kusek Term Expiration: 2023	Appoint in 2023 Applications due May 1, 2023 <i>Six year term</i>



South Dakota State Board of Dentistry

P.O. Box 1079, 1351 N. Harrison Ave. Pierre, SD 57501-1079

Ph: 605-224-1282

Fax: 1-888-425-3032

E-mail: contactus@sdboardofdentistry.com

www.sdboardofdentistry.org

ANESTHESIA CREDENTIALS COMMITTEE (ACC) APPLICATION

Information about the ACC can be found at ARSD 20:43:09:16*.

To be considered for appointment, please submit this application to contactus@sdboardofdentistry.com by May 1st.

Name: Brian Richman License #: D1078
Phone: _____ City: Rapid City
Email: _____

1. I am a licensed dentist and currently hold the following permit:



General Anesthesia & Deep Sedation Permit



Moderate Sedation Permit



Host Permit

2. Please provide a brief statement outlining why you would like to serve on the ACC:

As a practicing oral surgeon in the state of South Dakota, I have enjoyed working in a safe and productive environment. My colleagues have set the standard and have maintained a wonderful working environment. I feel that it is now my turn to help, not only by example, but also by contributing some of my time to the Anesthesia Credentials Committee.

3. Please provide a summary of your education and experience relative to dental sedation and anesthesia:

I started my dental education in Richmond Virginia, at Virginia Commonwealth University's dental school. Afterward, I completed a four-year OMFS residency at the University of Tennessee Medical Center. During this time it was a requirement to rotate on the anesthesia team in the OR for approximately five to six months. For the rest of my time it was routine to perform anesthesia in a clinical setting with my attendings. After residency, I completed a one-year fellowship in pediatric cleft and craniofacial surgery at East Tennessee Children's Hospital. During this time I worked mainly on newborns to five year olds. Anesthesia was a main component of these procedures due to their ages.

I understand that the central mission of the Board, and its committees, is to protect the public. If appointed, I will abide by the legal and ethical responsibilities associated with being a member of the ACC and will conduct myself accordingly.

Signature: [Signature] Date: 4/17/23

***20:43:09:16. Anesthesia credentials committee.** The anesthesia credentials committee is a peer review committee appointed by the board to assist the board in the administration of this chapter. The committee shall include at least one member of the board, up to five additional dentists that hold a general anesthesia and deep sedation or moderate sedation permit, and up to one additional dentist that does not hold a general anesthesia and deep sedation or moderate sedation permit. The board shall appoint the chair.

The anesthesia credentials committee chair, or its members, shall perform the following duties at the request of the board:

- (1) Review permit applications and approve an application if the requirements of the chapter have been met;
- (2) Review educational courses or residency programs and make recommendations to the board;
- (3) Review inspector candidates and make recommendations to the board; and
- (4) Other duties as delegated by the board or board president.



South Dakota State Board of Dentistry

P.O. Box 1079, 1351 N. Harrison Ave. Pierre, SD 57501-1079

Ph: 605-224-1282

Fax: 1-888-425-3032

E-mail: contactus@sdboardofdentistry.com

www.sdboardofdentistry.org

ANESTHESIA CREDENTIALS COMMITTEE (ACC) APPLICATION

Information about the ACC can be found at ARSD 20:43:09:16*.

To be considered for appointment, please submit this application to contactus@sdboardofdentistry.com by May 1st.

Name: Denis Miller License #: 1M908
Phone: _____ City: Sioax Falls
Email: _____

1. I am a licensed dentist and currently hold the following permit:

☒ General Anesthesia & Deep Sedation Permit ☐ Moderate Sedation Permit ☐ Host Permit

2. Please provide a brief statement outlining why you would like to serve on the ACC:

I believe I can bring a historical and geographic perspective to the anesthesia committee as well as be able to share anesthesia perspectives from hospital and clinic settings

3. Please provide a summary of your education and experience relative to dental sedation and anesthesia:

*DDS Detroit Mercy 1988-1992
GPR Ravenswood Hospital Chicago 1992-1993
Internship University of Michigan, Ann Arbor Michigan, oral surgery dept 1993-1994
oral surgery residency Emory University Hospital & Dental School 1994-1999
private practice oral surgery 1998-present*

I understand that the central mission of the Board, and its committees, is to protect the public. If appointed, I will abide by the legal and ethical responsibilities associated with being a member of the ACC and will conduct myself accordingly.

Signature: _____ Date: March 22, 2023

***20:43:09:16. Anesthesia credentials committee.** The anesthesia credentials committee is a peer review committee appointed by the board to assist the board in the administration of this chapter. The committee shall include at least one member of the board, up to five additional dentists that hold a general anesthesia and deep sedation or moderate sedation permit, and up to one additional dentist that does not hold a general anesthesia and deep sedation or moderate sedation permit. The board shall appoint the chair.

The anesthesia credentials committee chair, or its members, shall perform the following duties at the request of the board:

- (1) Review permit applications and approve an application if the requirements of the chapter have been met;
- (2) Review educational courses or residency programs and make recommendations to the board;
- (3) Review inspector candidates and make recommendations to the board; and
- (4) Other duties as delegated by the board or board president.



South Dakota State Board of Dentistry

P.O. Box 1079, 1351 N. Harrison Ave. Pierre, SD 57501-1079
Ph: 605-224-1282 Fax: 1-888-425-3032

E-mail:

ANESTHESIA CREDENTIALS COMMITTEE (ACC) APPLICATION

Information about the ACC can be found at ARSD 20:43:09:16*.

To be considered for appointment, please submit this application to

by May 1st.

Name: Chris Diaz-Freed

License #: D1004

Phone: _____

City: Sioux Falls

Email: _____

1. I am a licensed dentist and currently hold the following permit:

☐

General Anesthesia & Deep Sedation Permit

☒

Moderate Sedation Permit

☐

Host Permit

2. Please provide a brief statement outlining why you would like to serve on the ACC:

I currently work with several moderate sedation providers. I'm also the second provider to utilize a CRNA in a dental office in the state. We utilize a LAP every week at our 10th Street Dental clinic and I am currently working on building a facility to utilize a Dental Anesthesia provider. I'm looking forward to bringing in increased access to care for certain procedures currently limited to select group of providers in the state.

3. Please provide a summary of your education and experience relative to dental sedation and anesthesia:

GRU moderate sedation training
Puerto Rico Maxicourse moderate sedation training
Western Surgical moderate sedation training this year
ADSA online curriculum

I understand that the central mission of the Board, and its committees, is to protect the public. If appointed, I will abide by the legal and ethical responsibilities associated with being a member of the ACC and will conduct myself accordingly.

Signature: _____

Date: March 23, 2023

*20:43:09:16. Anesthesia credentials committee. The anesthesia credentials committee is a peer review committee appointed by the board to assist the board in the administration of this chapter. The committee shall include at least one member of the board, up to five additional dentists that hold a general anesthesia and deep sedation or moderate sedation permit, and up to one additional dentist that does not hold a general anesthesia and deep sedation or moderate sedation permit. The board shall appoint the chair.

The anesthesia credentials committee chair, or its members, shall perform the following duties at the request of the board:

- (1) Review permit applications and approve an application if the requirements of the chapter have been met;
- (2) Review educational courses or residency programs and make recommendations to the board;
- (3) Review inspector candidates and make recommendations to the board; and
- (4) Other duties as delegated by the board or board president.



South Dakota State Board of Dentistry

P.O. Box 1079, 1351 N. Harrison Ave. Pierre, SD 57501-1079

Ph: 605-224-1282

Fax: 1-888-425-3032

E-mail: contactus@sdboardofdentistry.com

www.sdboardofdentistry.org

ANESTHESIA CREDENTIALS COMMITTEE (ACC) APPLICATION

Information about the ACC can be found at ARSD 20:43:09:16*.

To be considered for appointment, please submit this application to contactus@sdboardofdentistry.com by May 1st.

Name: Michael Smith License #: M890
 Phone: _____ City: Sioux Falls
 Email: _____

1. I am a licensed dentist and currently hold the following permit:

☐ General Anesthesia & Deep Sedation Permit ☒ Moderate Sedation Permit ☐ Host Permit

2. Please provide a brief statement outlining why you would like to serve on the ACC:

I hold sedation licenses in SD and Nebraska and I have been doing inspections in SD for the State Board. I am familiar with inspection & licensing requirements in both states.

3. Please provide a summary of your education and experience relative to dental sedation and anesthesia:

Medical training: US Navy, Trained EMT & Corpsman (medic),^{8 yrs} deployed for Desert Storm. Graduated University of Nebraska Dental School. US Air Force Advanced Education in General Dentistry trained in IV sedation. 3 yrs Active. Licensed in 1999 for moderate sedation in South Dakota (past 24 years). I have been doing on & off site inspection for the South Dakota State Board since we started inspections. I hold a Nebraska moderate sedation license, and teach at Creighton University Dental School in The Surgery Dept.

I understand that the central mission of the Board, and its committees, is to protect the public. If appointed, I will abide by the legal and ethical responsibilities associated with being a member of the ACC and will conduct myself accordingly.

Signature: _____ Date: 4-12-23

***20:43:09:16. Anesthesia credentials committee.** The anesthesia credentials committee is a peer review committee appointed by the board to assist the board in the administration of this chapter. The committee shall include at least one member of the board, up to five additional dentists that hold a general anesthesia and deep sedation or moderate sedation permit, and up to one additional dentist that does not hold a general anesthesia and deep sedation or moderate sedation permit. The board shall appoint the chair.

The anesthesia credentials committee chair, or its members, shall perform the following duties at the request of the board:

- (1) Review permit applications and approve an application if the requirements of the chapter have been met;
- (2) Review educational courses or residency programs and make recommendations to the board;
- (3) Review inspector candidates and make recommendations to the board; and
- (4) Other duties as delegated by the board or board president.